




Georgia Institute of Technology®

FY 2015 ANNUAL REPORT OF SPONSORED PROGRAM ACTIVITY

October , 2015

Prepared by the Office of Grants and Contracts Accounting



GEORGIA INSTITUTE OF TECHNOLOGY FY15 ANNUAL REPORT OF SPONSORED PROGRAM ACTIVITY

TABLE OF CONTENTS

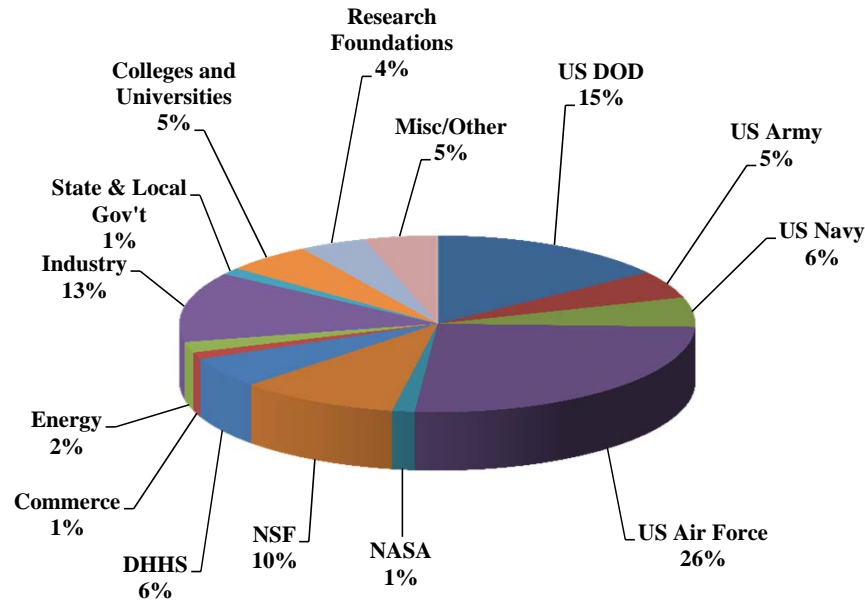
	Page
NEW SPONSORED PROGRAM AWARDS	
FY14 - FY15 New Sponsored Program Awards by Funding Source	1
Trend Analysis of New Sponsored Program Awards by Value	2
FY15 New Sponsored Program Awards by College/Unit	3
Trend Analysis of Submitted Proposals and New Sponsored Awards	4
SPONSORED PROGRAMS TOTAL COSTS	
Trend Analysis of Sponsored Programs Total Costs	5
Sponsored Programs Costs by Major Source	6
Sponsored Programs Costs by College/Unit	7
Sponsored Program Costs by Natural Classification	8
SPONSORED PROGRAMS DIRECT COSTS	
Trend Analysis of Sponsored Programs Direct Costs	9
Sponsored Programs Direct Costs by Major Source	10
Resident Instruction - FY15 Sponsored Direct Costs by College/Unit	11
College of Computing - FY15 Sponsored Direct Costs	12
College of Sciences - FY15 Sponsored Direct Costs	13
College of Engineering - FY15 Sponsored Direct Costs	14
Ivan Allen College - FY15 Sponsored Direct Costs	15
Trend Analysis of Graduate Student Tuition Remission Recoveries	16
Graduate Student Tuition Remission Recoveries - FY15	17
SPONSORED PROGRAMS FACILITIES & ADMINISTRATIVE COST RECOVERIES	
Trend Analysis of Sponsored Programs Facilities & Administrative Cost Recoveries	18
Sponsored Programs Facilities & Administrative Costs by Major Source	19
Resident Instruction - FY15 Facilities & Administrative Cost Recoveries by College/Unit	20
College of Computing - FY15 Facilities & Administrative Cost Recoveries	21
College of Sciences - FY15 Facilities & Administrative Cost Recoveries	22
College of Engineering - FY15 Facilities & Administrative Cost Recoveries	23
Ivan Allen College - FY15 Facilities & Administrative Cost Recoveries	24
Reporting Context - Expenditures for Sponsored Programs, Sponsored Research, and Total Research	25

**NEW SPONSORED PROGRAM AWARDS
FISCAL YEAR 2015**

GEORGIA INSTITUTE OF TECHNOLOGY

FY 2015 ANNUAL REPORT

New Awards by Sponsor



<i>(Millions)</i>	<i>FY14 Total</i>	<i>FY15 Total</i>	<i>% Incr/Decr</i>
US DOD	\$77.3	\$98.0	27%
US Army	\$30.0	\$32.7	9%
US Navy	\$28.6	\$35.1	23%
US Air Force	\$206.8	\$167.5	-19%
NASA	\$13.0	\$9.1	-30%
NSF	\$84.8	\$64.9	-23%
DHHS (NIH)	\$25.0	\$36.4	46%
Commerce	\$7.6	\$8.1	7%
Energy	\$16.3	\$12.7	-22%
Industry	\$94.9	\$83.1	-12%
State and Local Gov't	\$18.4	\$8.3	-55%
Colleges and Universities	\$46.4	\$35.1	-24%
Research Foundations	\$17.2	\$27.1	58%
Misc/Other	\$21.9	\$30.1	37%
TOTAL	\$688.2	\$648.2	-6%

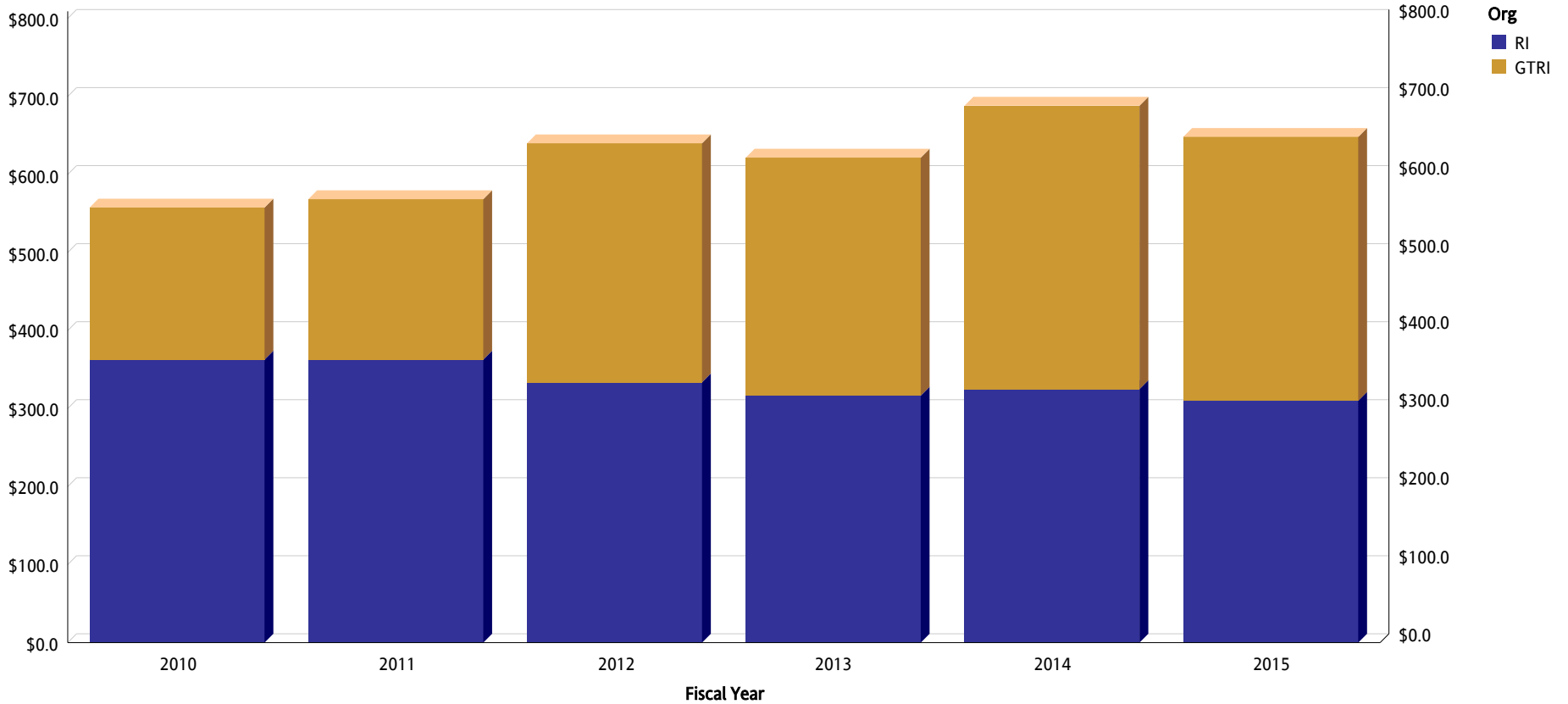
1) Based on OSP Funds Report (CA8080)

GEORGIA INSTITUTE OF TECHNOLOGY

FY 2015 ANNUAL REPORT

Trend Analysis of New Awards by Value

FY 2010 - 2015



(Millions)	2010	2011	2012	2013	2014	2015
GTRI	\$194.8	\$205.5	\$306.2	\$304.9	\$363.3	\$338.2
RI	\$362.8	\$362.8	\$333.7	\$316.7	\$324.9	\$310.0
Total	\$557.6	\$568.3	\$639.9	\$621.6	\$688.2	\$648.2

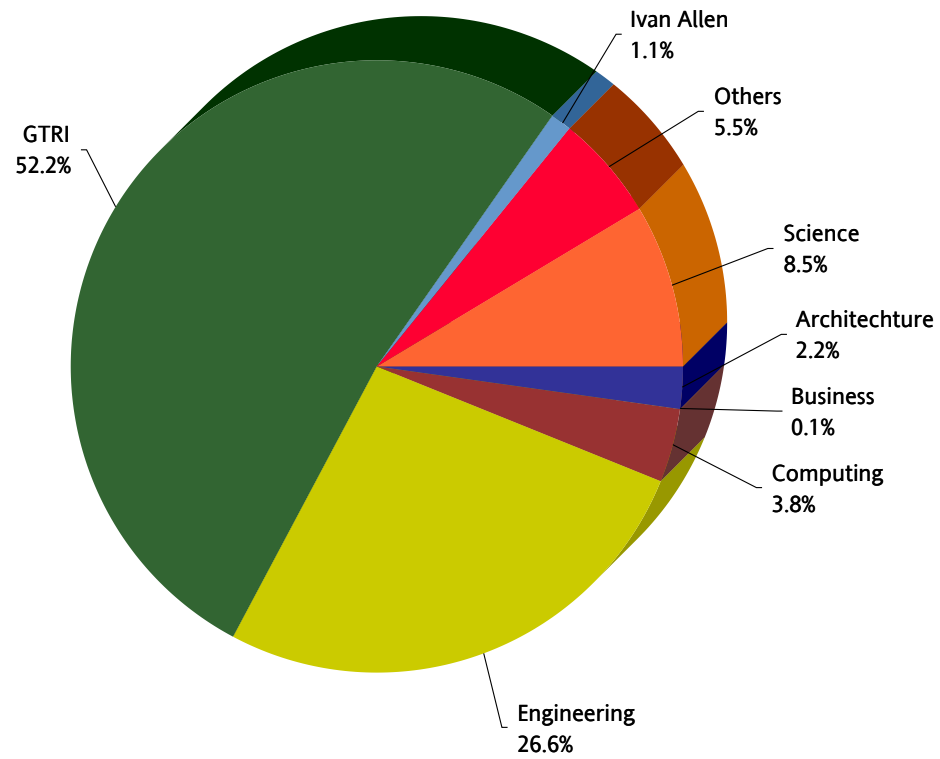
1) Data per Cognos Contractual Package Metatables

GEORGIA INSTITUTE OF TECHNOLOGY

FY 2015 ANNUAL REPORT

FY 2015 New Awards by College/Unit

Total \$648.2 Million



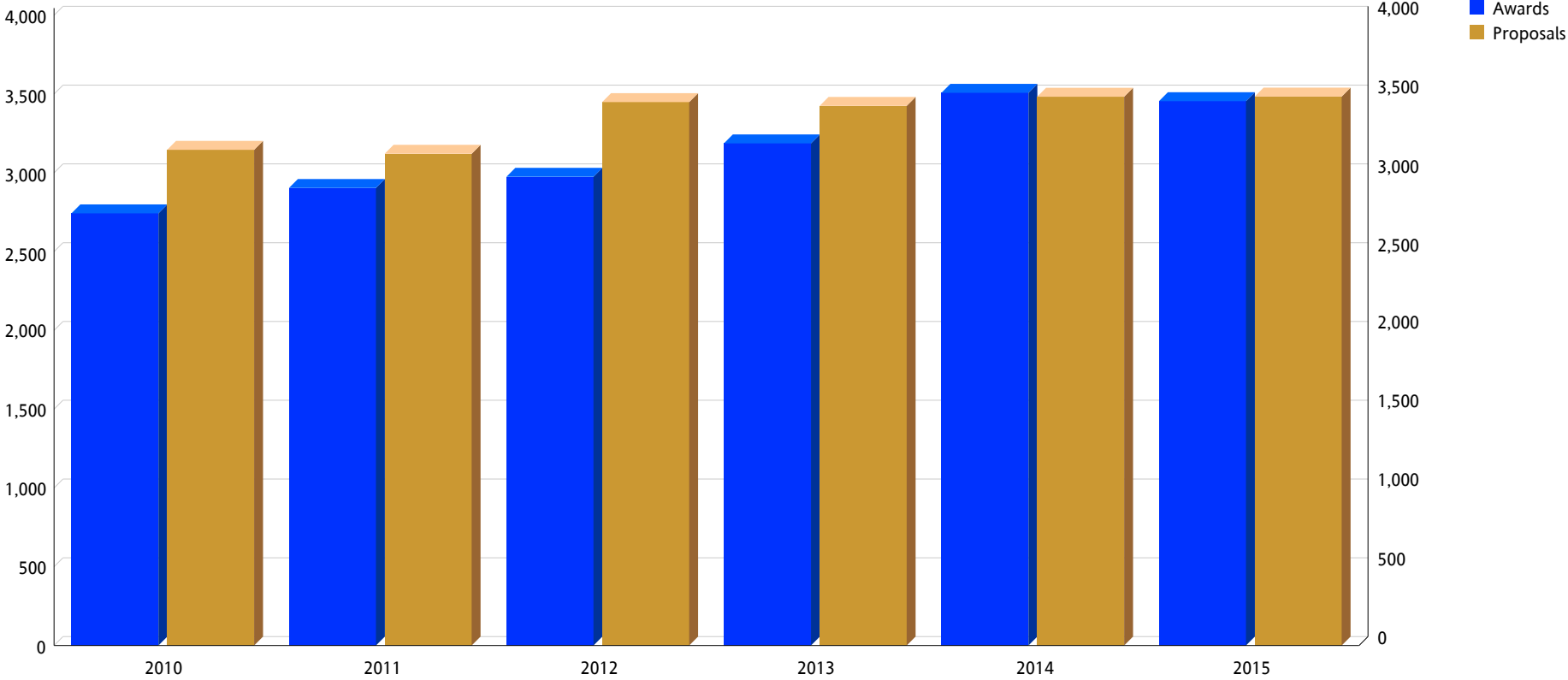
(Millions)	Architecture	Business	Computing	Engineering	GTRI	Ivan Allen	Others	Science	Total
	\$14.0	\$0.4	\$24.5	\$172.7	\$338.2	\$7.2	\$35.8	\$55.4	\$648.2

GEORGIA INSTITUTE OF TECHNOLOGY

FY 2015 ANNUAL REPORT

Trend Analysis of New Awards and Proposals

FY 2010 - 2015



Report Date FY		2010	2011	2012	2013	2014	2015
Awards		2,743	2,904	2,975	3,187	3,508	3,455
Proposals		3,146	3,121	3,449	3,425	3,483	3,484

1) Data per Cognos Contractual Package Metatables

SPONSORED PROGRAMS TOTAL COSTS FISCAL YEAR 2015

The totals reported in this section include the following amounts:

1. Direct expenditures for projects funded by the Georgia Tech Foundation and the Georgia Tech Research Corporation
2. Facilities & Administrative (indirect) cost recoveries for both the Institute and the Georgia Tech Research Corporation

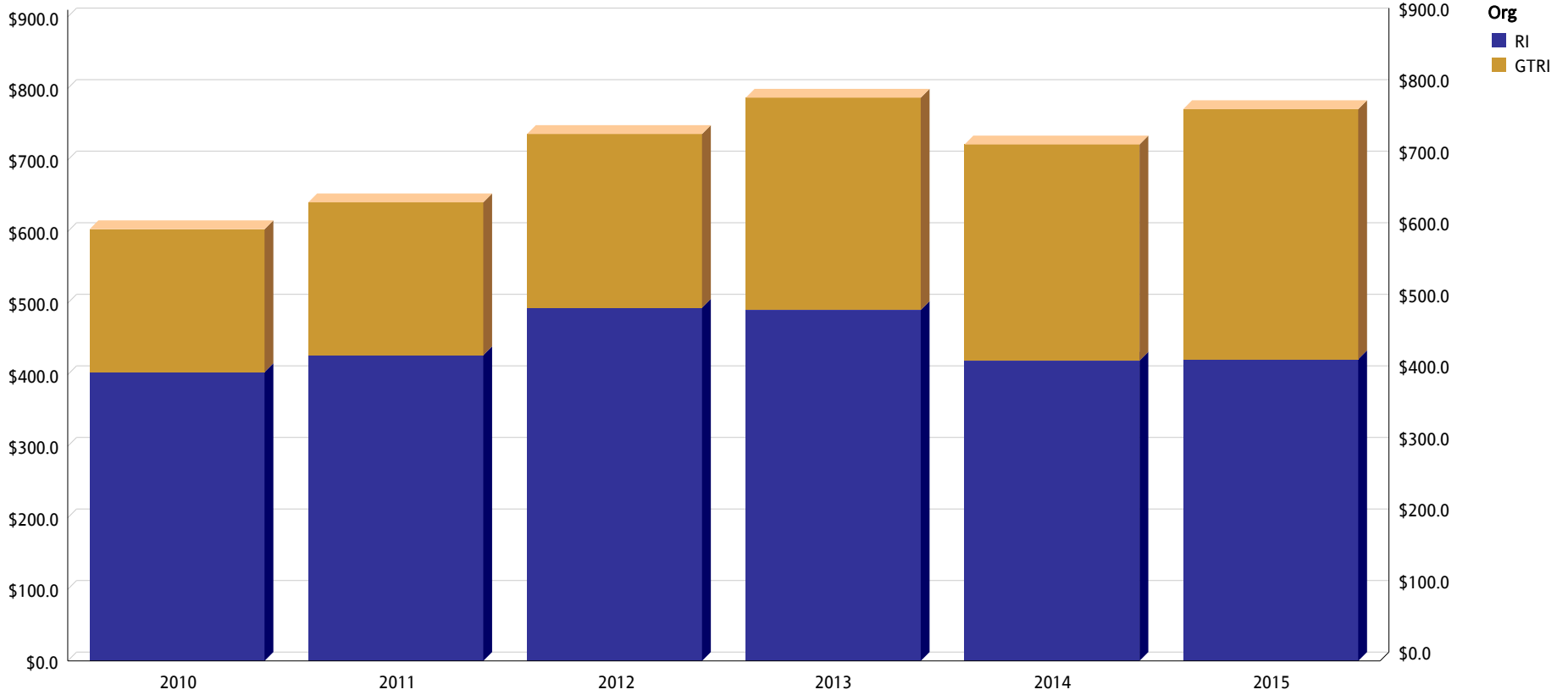
Please note that expenditures funded by the Georgia Tech Athletic Association have been excluded from this report.

GEORGIA INSTITUTE OF TECHNOLOGY

FY 2015 ANNUAL REPORT

Trend Analysis of Sponsored Programs Total Costs

FY 2010-2015



(Millions)	2010	2011	2012	2013	2014	2015
GTRI	\$199.6	\$213.6	\$242.8	\$296.7	\$302.3	\$349.5
RI	\$403.7	\$427.3	\$493.5	\$490.4	\$419.5	\$421.7
Total	\$603.3	\$640.9	\$736.4	\$787.1	\$721.8	\$771.2

GEORGIA INSTITUTE OF TECHNOLOGY

FY 2015 ANNUAL REPORT

FY 2015 Sponsored Programs Total Costs by Major Source

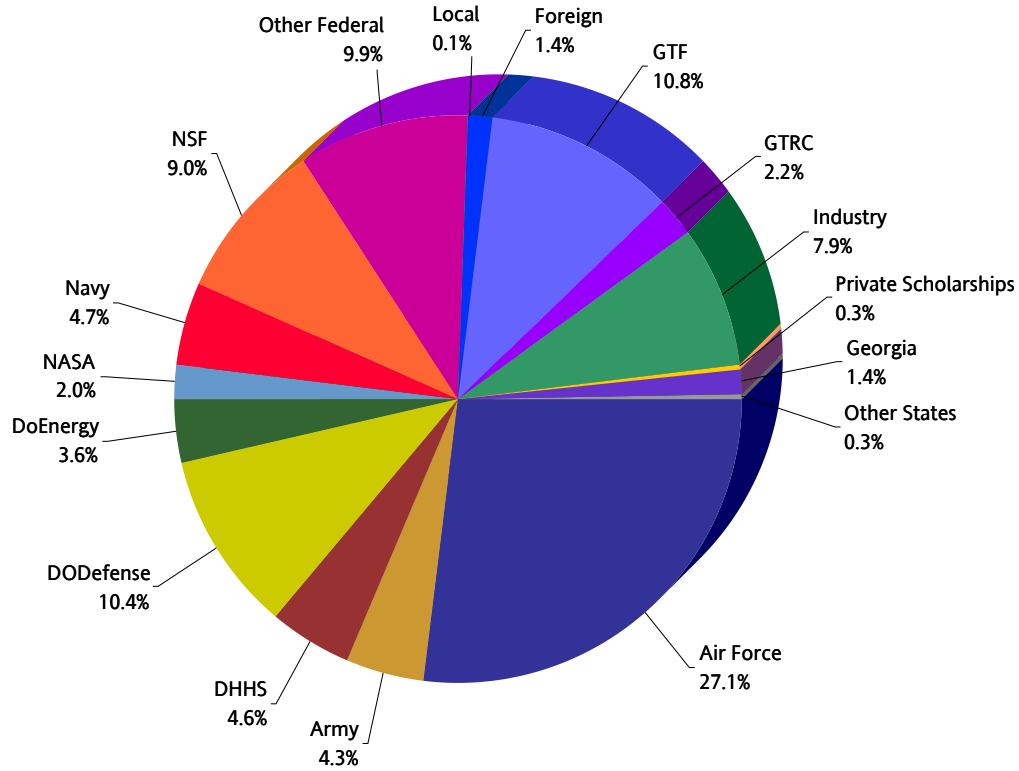
TOTAL \$771.2 Million

Federal Funds: \$583.2M (75%)

Private Funds: \$174.5M (23%)

State Funds \$13.1M (2%)

Local Funds: \$0.4M (0%)



(Millions)	Air Force	Army	DHHS	DODefense	DoEnergy	NASA	Navy	NSF	Other Federal	Local	Foreign	GTF	GTRC	Industry	Private Scholarships	Georgia	Other States	Total
	\$208.8	\$33.5	\$35.5	\$80.0	\$27.6	\$15.6	\$36.0	\$69.7	\$76.5	\$0.4	\$10.6	\$83.6	\$16.6	\$61.1	\$2.5	\$10.5	\$2.6	\$771.2

GEORGIA INSTITUTE OF TECHNOLOGY

FY 2015 ANNUAL REPORT

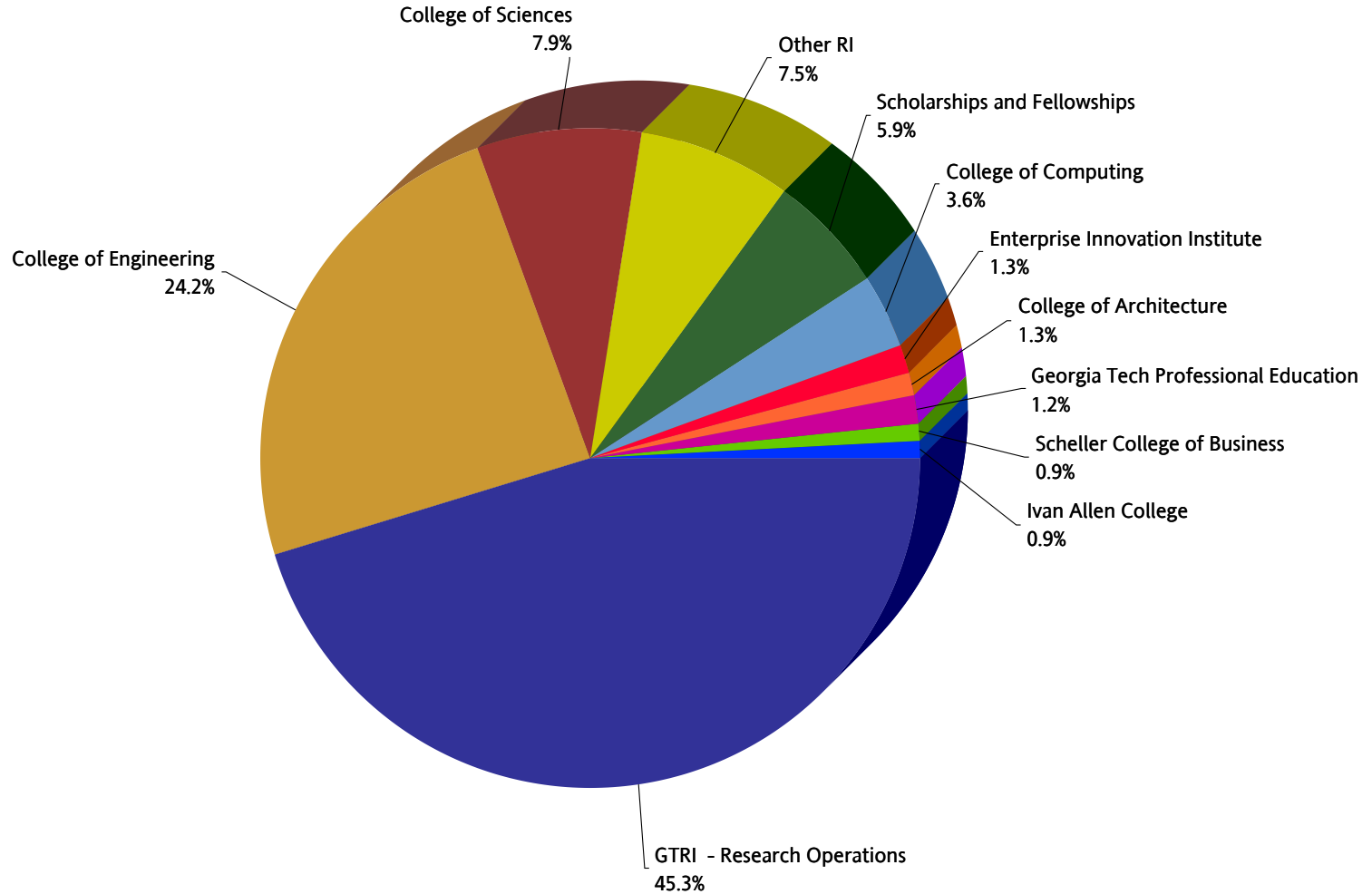
FY 2015 Sponsored Programs Total Cost by College/Unit

TOTAL \$771.2 Million

Resident Instruction: \$402.4M (52%)

GTRI: \$349.5M (45%)

Other Units \$19.3M (3%)

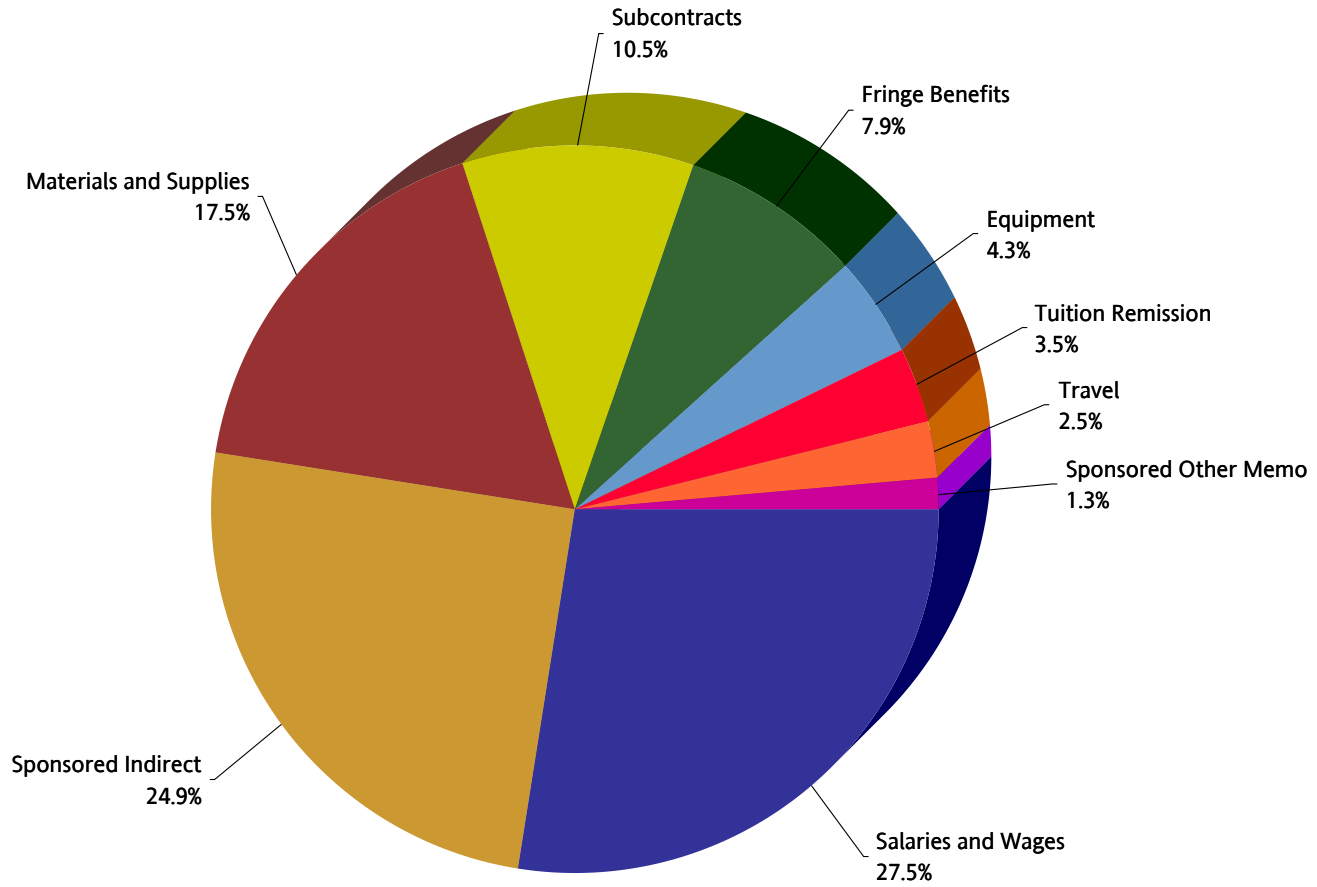


GEORGIA INSTITUTE OF TECHNOLOGY

FY 2015 ANNUAL REPORT

FY 2015 Sponsored Programs Total Cost by Classification

TOTAL \$771.2 Million



DIRECT COSTS FISCAL YEAR 2015

The totals reported in this section include direct expenditures for projects funded by the Georgia Tech Foundation and the Georgia Tech Research Corporation.

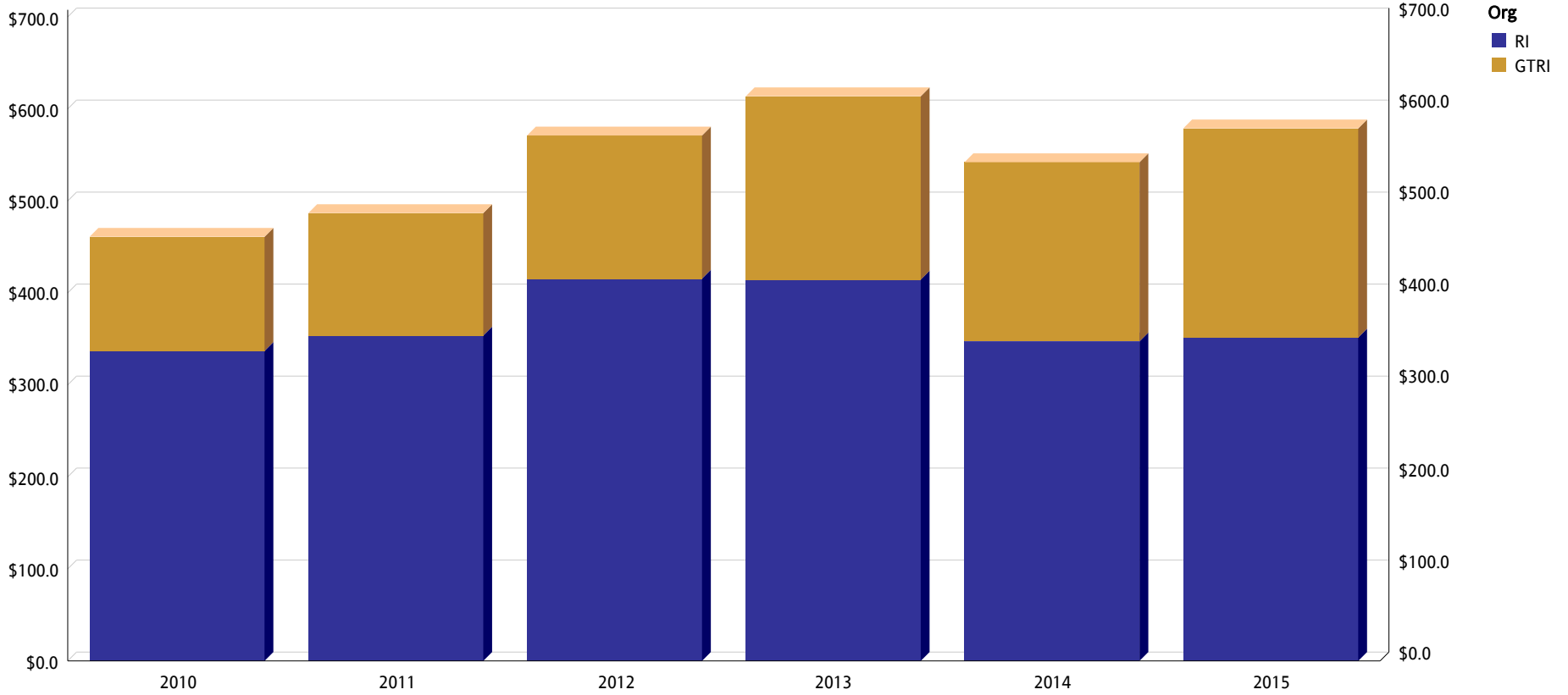
Please note that expenditures funded by the Georgia Tech Athletic Association have been excluded from this report.

GEORGIA INSTITUTE OF TECHNOLOGY

FY 2015 ANNUAL REPORT

Trend Analysis of Sponsored Programs Direct Costs

FY 2010-2015



(Millions)	2010	2011	2012	2013	2014	2015
GTRI	\$124.0	\$133.0	\$155.5	\$199.4	\$194.8	\$227.3
RI	\$337.0	\$353.8	\$415.6	\$414.4	\$347.3	\$351.6
Total	\$461.0	\$486.8	\$571.1	\$613.8	\$542.1	\$578.8

GEORGIA INSTITUTE OF TECHNOLOGY

FY 2015 ANNUAL REPORT

FY 2015 Sponsored Programs Direct Costs by Major Source

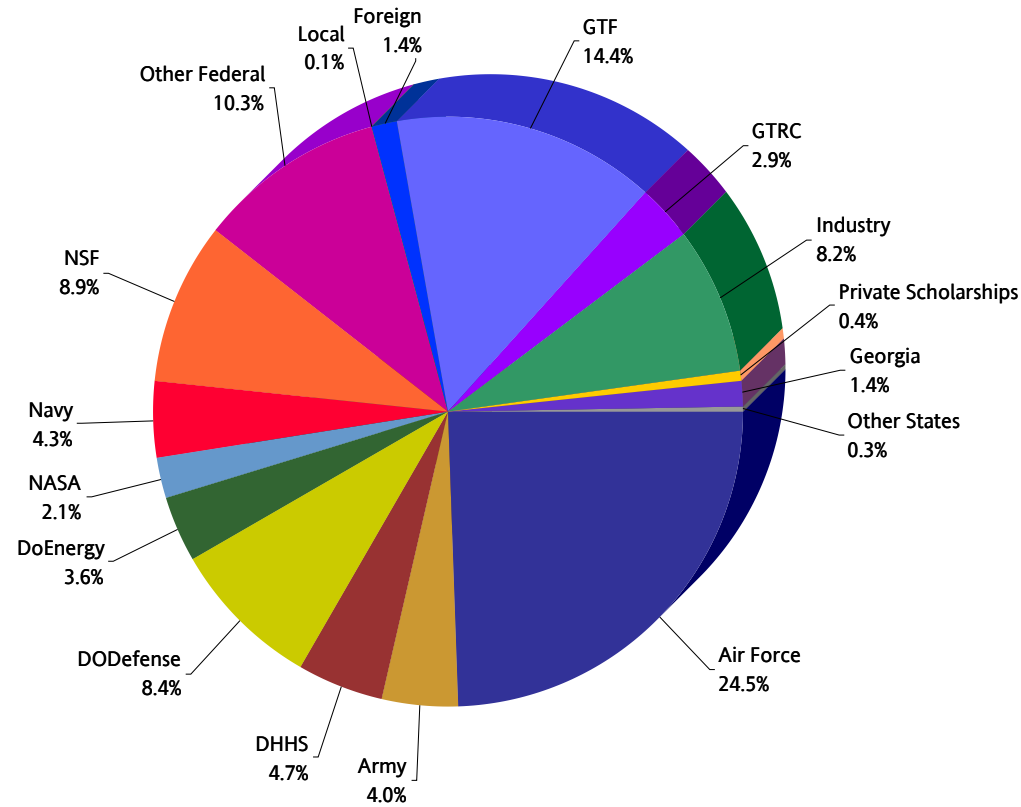
TOTAL \$578.8 Million

Federal Funds: \$409.9M (71%)

Private Funds: \$158.3M (27%)

State Funds \$10.2M (2%)

Local: \$0.4M (0%)



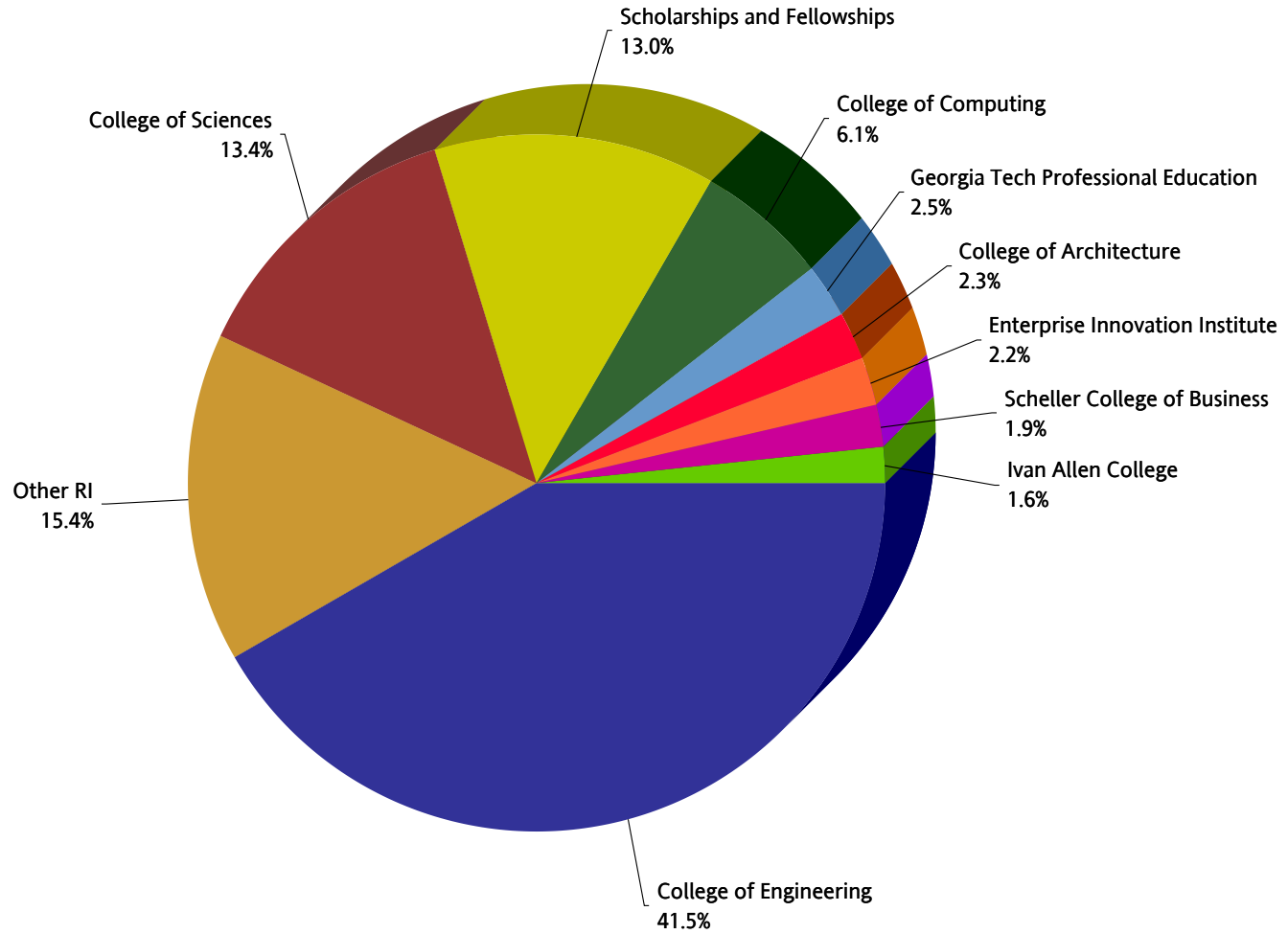
(Millions)	Air Force	Army	DHHS	DODefense	DoEnergy	NASA	Navy	NSF	Other Federal	Local	Foreign	GTF	GTRC	Industry	Private Scholarships	Georgia	Other States	Total
	\$141.9	\$23.3	\$27.2	\$48.9	\$20.6	\$12.4	\$24.6	\$51.7	\$59.3	\$0.4	\$8.2	\$83.6	\$16.6	\$47.5	\$2.5	\$8.2	\$2.0	\$578.8

GEORGIA INSTITUTE OF TECHNOLOGY

FY 2015 ANNUAL REPORT

FY 2015 Resident Instruction and Other Units Direct Costs

TOTAL \$351,588,000

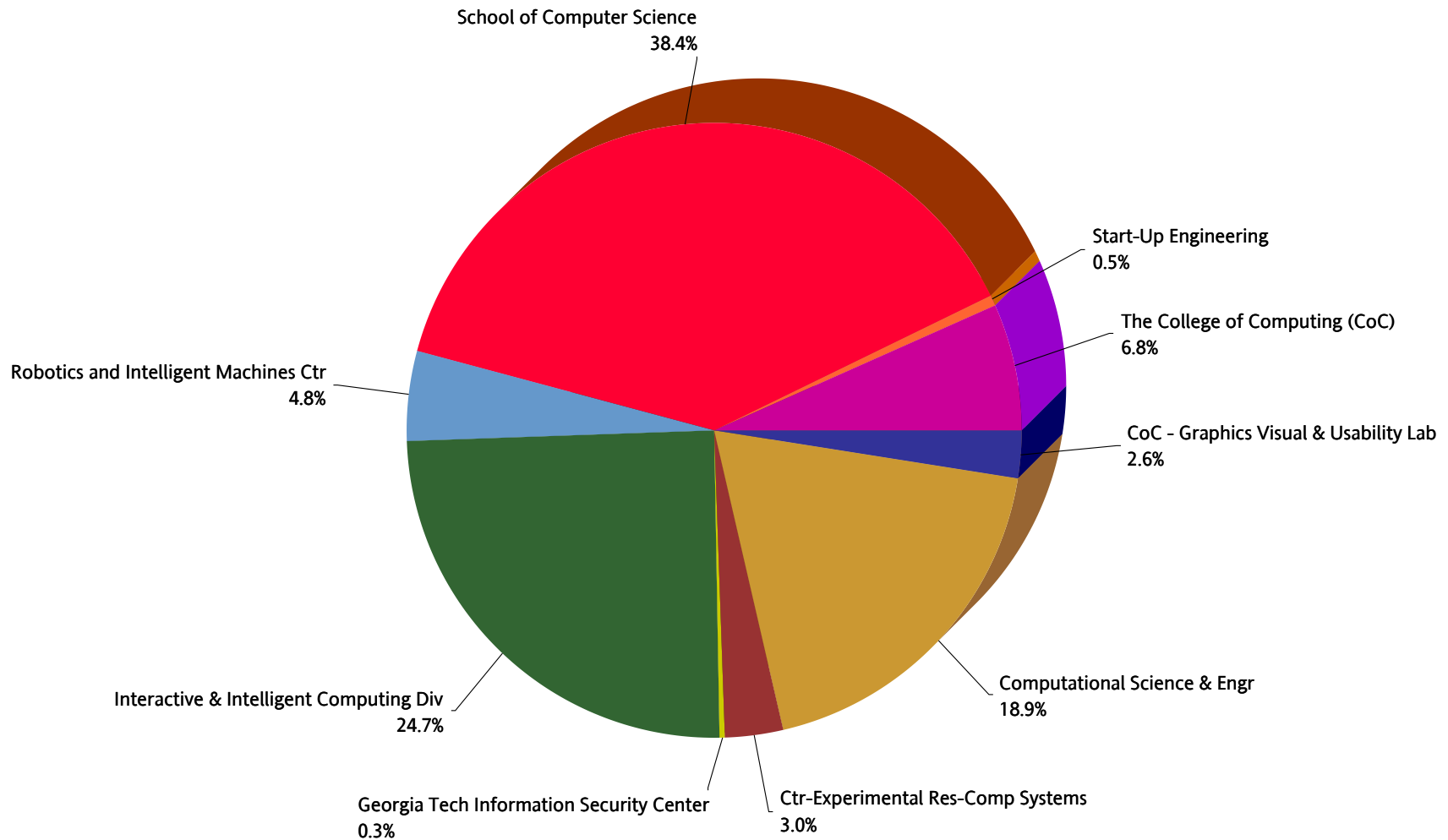


GEORGIA INSTITUTE OF TECHNOLOGY

FY 2015 ANNUAL REPORT

FY 2015 College of Computing Direct Costs

TOTAL \$21,340,000

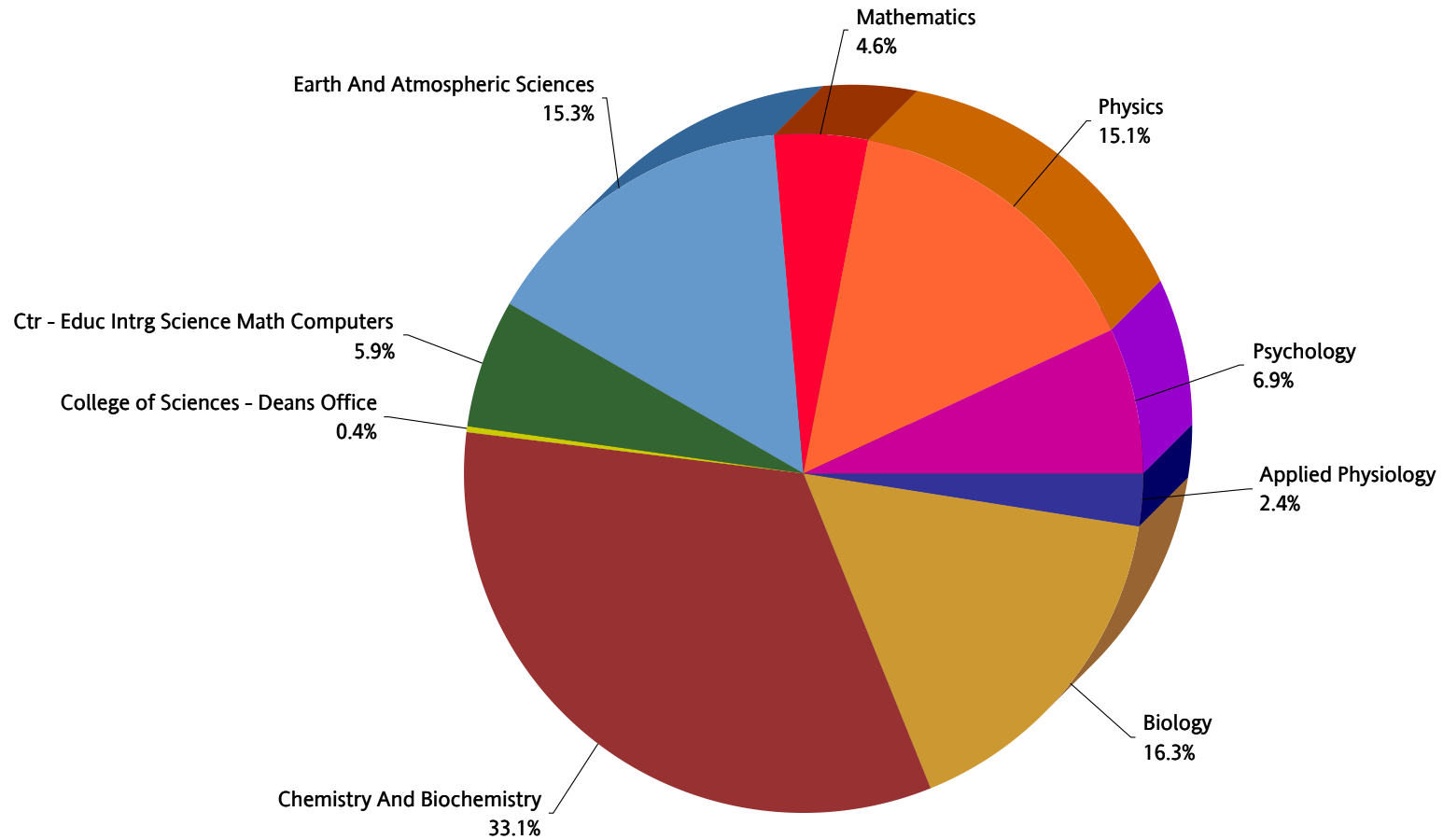


GEORGIA INSTITUTE OF TECHNOLOGY

FY 2015 ANNUAL REPORT

FY 2015 College of Sciences Direct Costs

TOTAL \$47,133,000

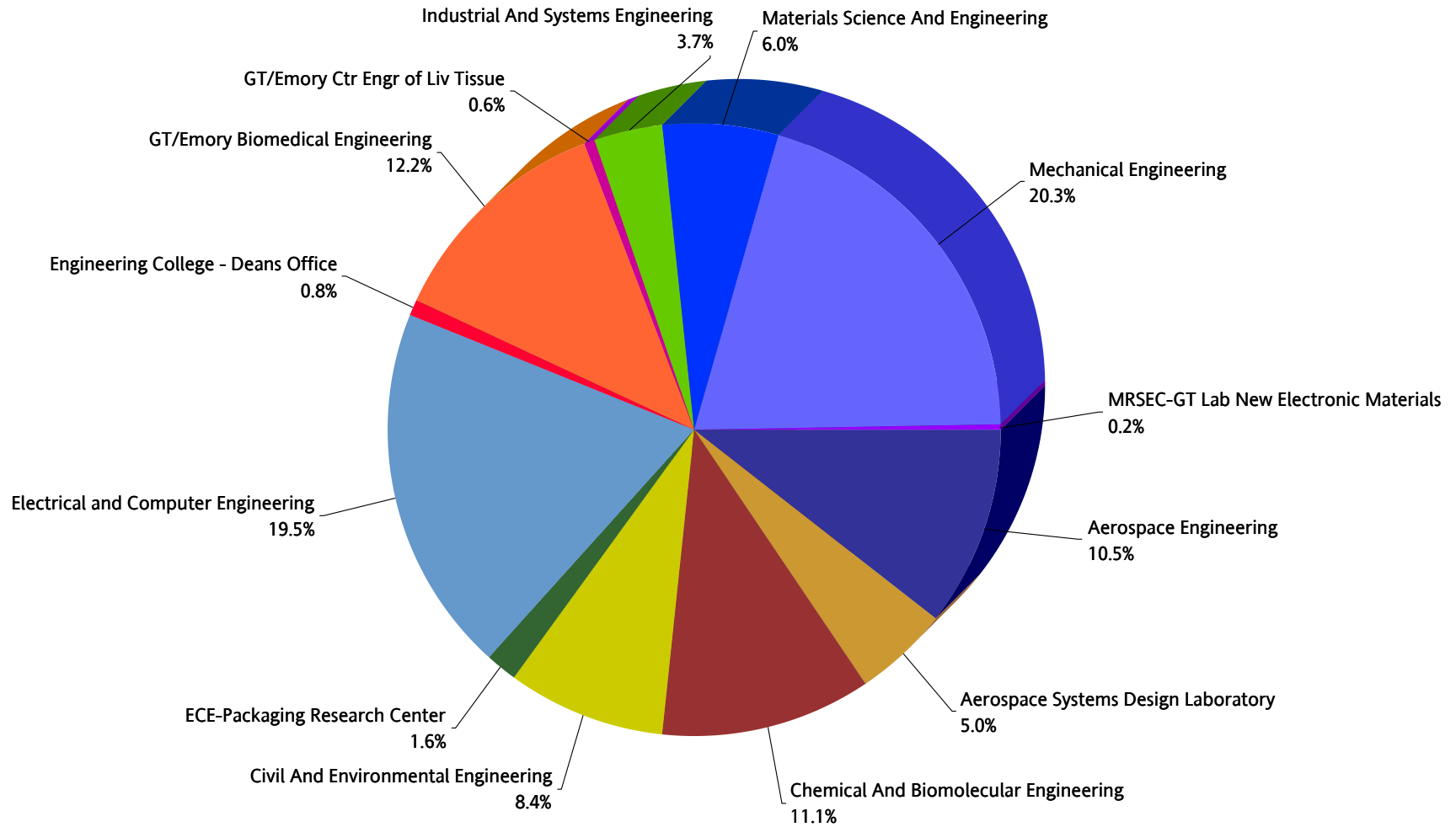


GEORGIA INSTITUTE OF TECHNOLOGY

FY 2015 ANNUAL REPORT

FY 2015 College of Engineering Direct Costs

TOTAL \$146,032,000

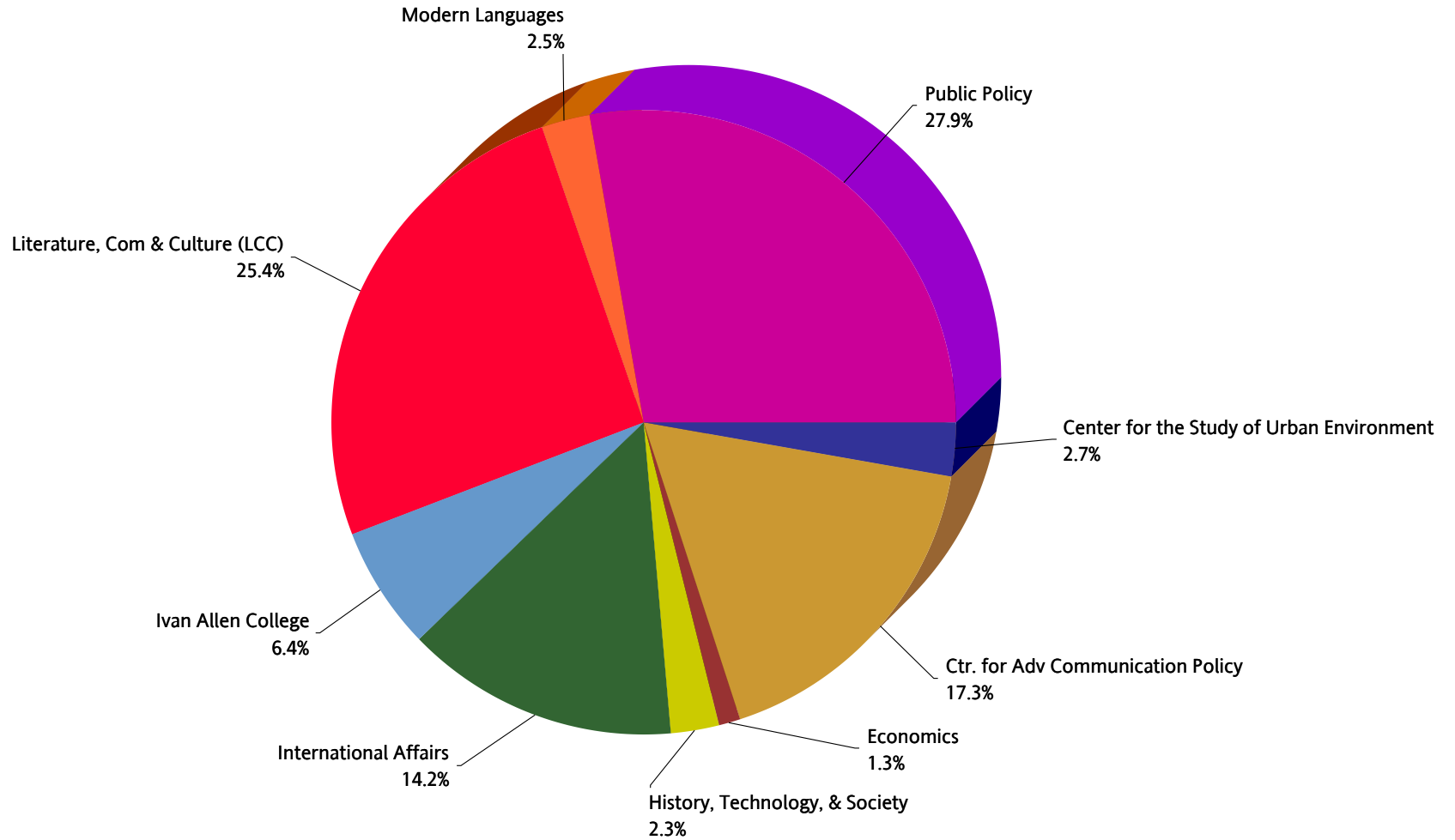


GEORGIA INSTITUTE OF TECHNOLOGY

FY 2015 ANNUAL REPORT

FY 2015 Ivan Allen College Direct Costs

TOTAL \$5,556,000

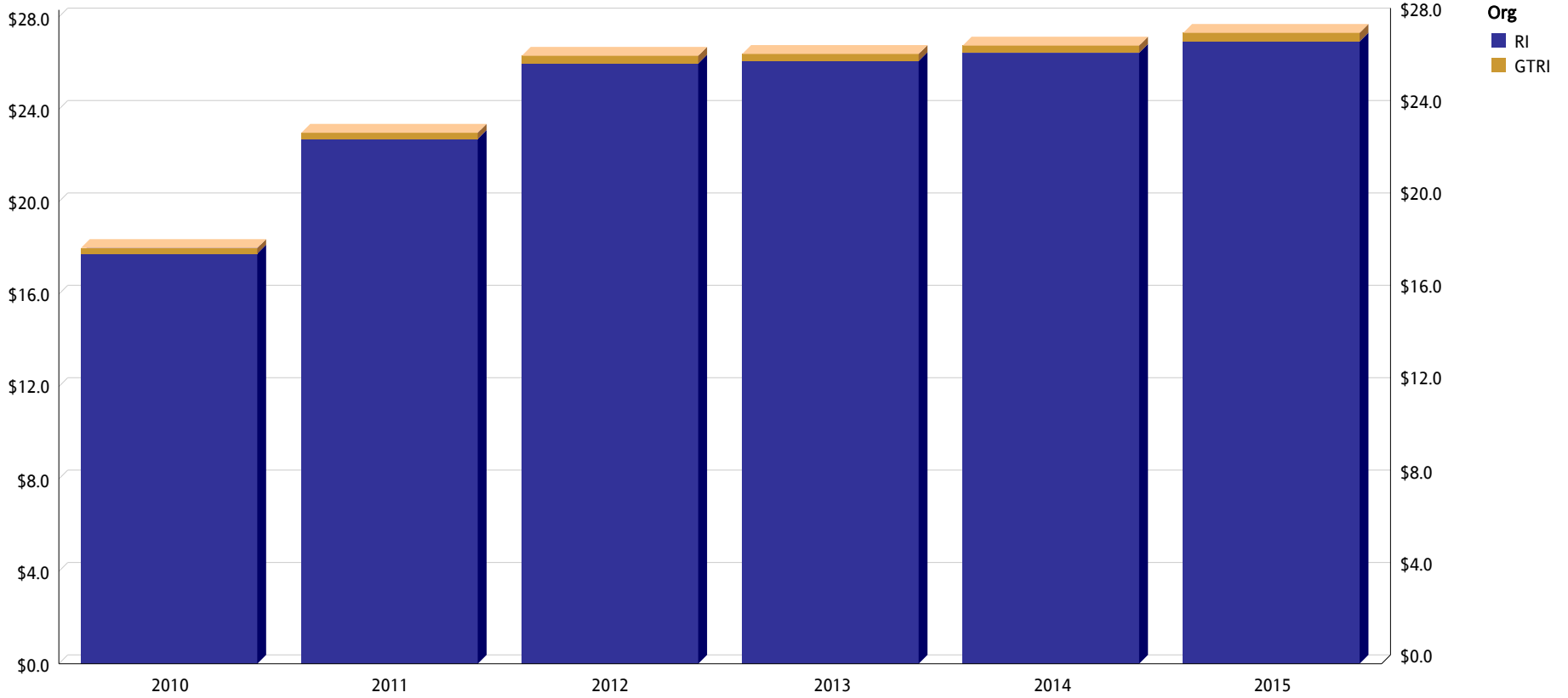


GEORGIA INSTITUTE OF TECHNOLOGY

FY 2015 ANNUAL REPORT

Trend Analysis of Graduate Tuition Remission Recoveries

FY 2010-2015



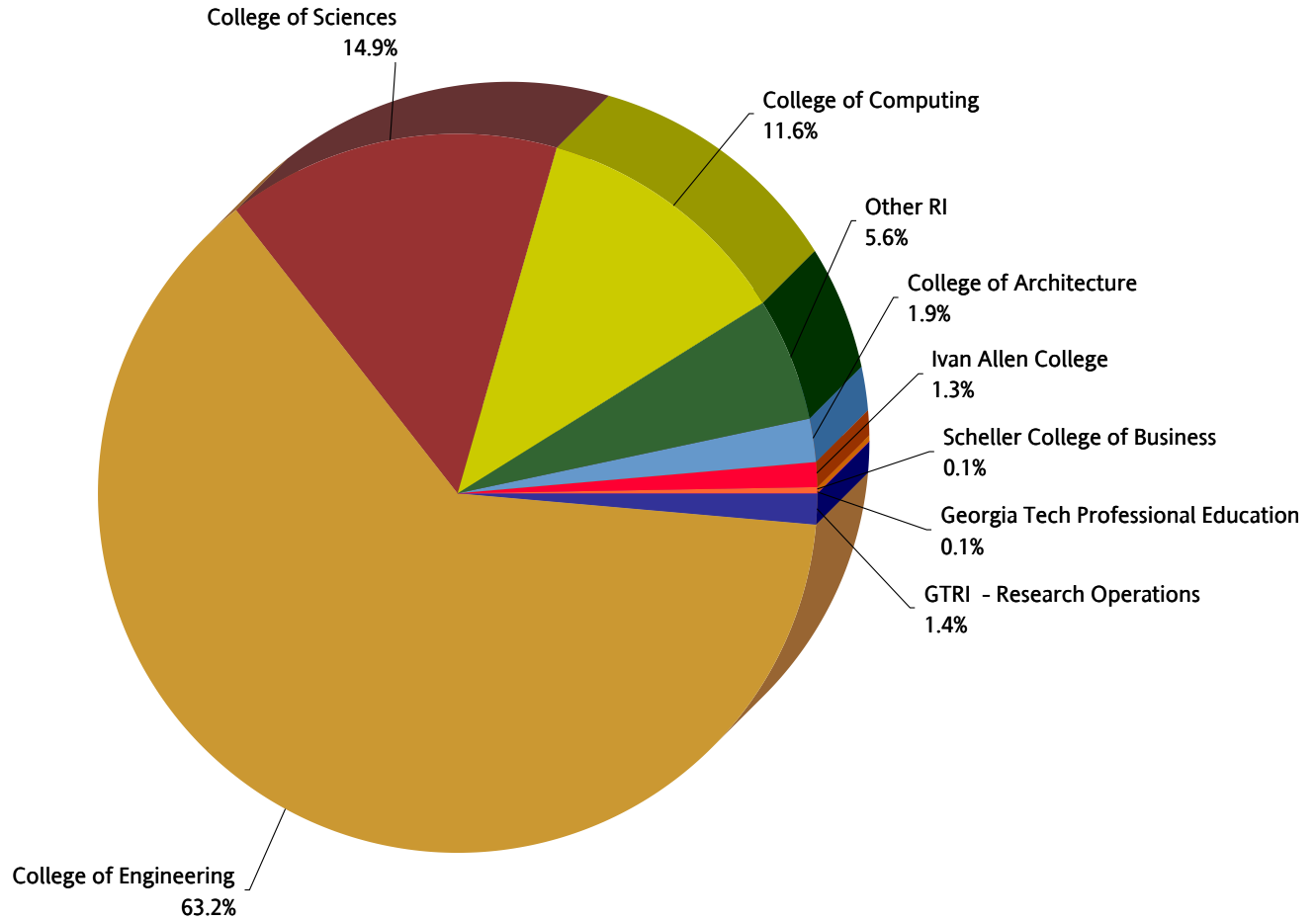
(Millions)	2010	2011	2012	2013	2014	2015
GTRI	\$0.2	\$0.3	\$0.3	\$0.3	\$0.3	\$0.4
RI	\$17.8	\$22.7	\$26.0	\$26.1	\$26.4	\$26.9
Total	\$18.0	\$23.0	\$26.3	\$26.4	\$26.8	\$27.3

GEORGIA INSTITUTE OF TECHNOLOGY

FY 2015 ANNUAL REPORT

FY 2015 Graduate Student Remission Recoveries

TOTAL \$27,313,000



FACILITIES AND ADMINISTRATIVE COST RECOVERIES FISCAL YEAR 2015

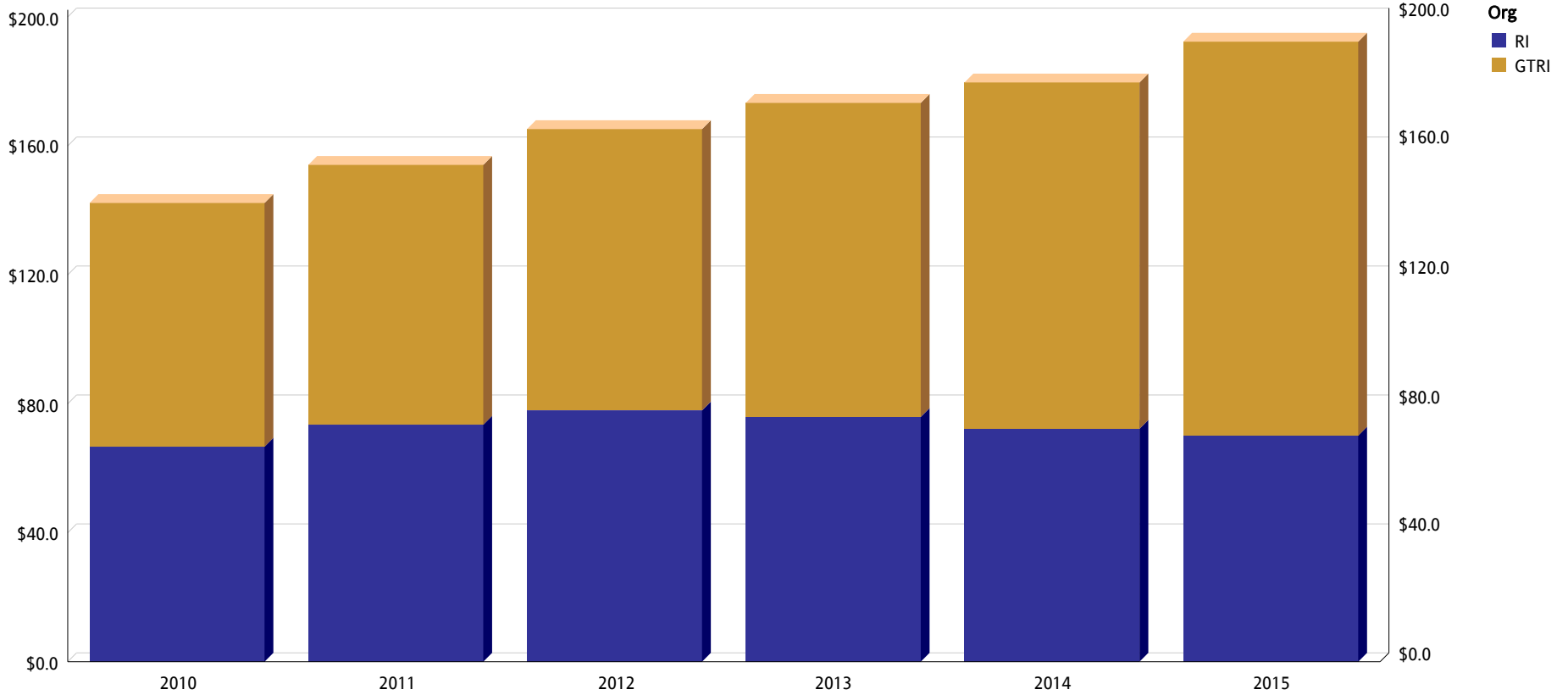
The totals reported in this section include Facilities & Administrative (indirect) cost recoveries for both the Institute and the Georgia Tech Research Corporation.

GEORGIA INSTITUTE OF TECHNOLOGY

FY 2015 ANNUAL REPORT

Trend Analysis of Sponsored Programs F&A Cost Recoveries

FY 2010-2015



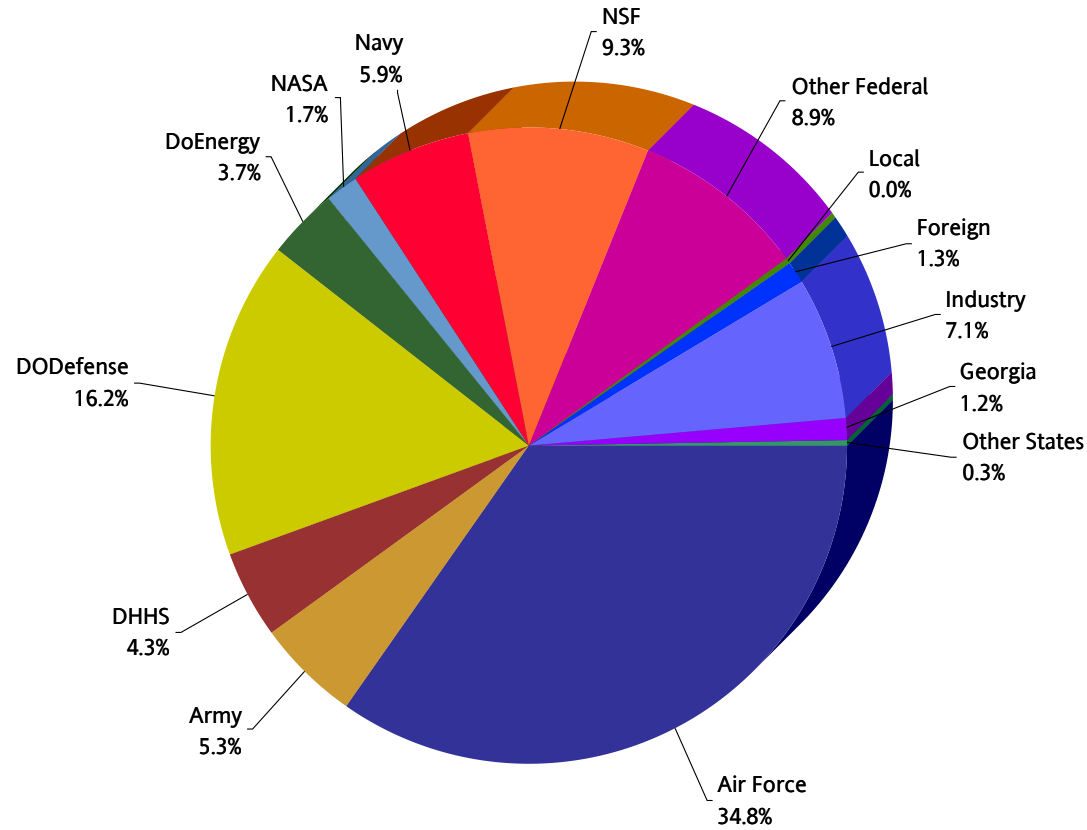
(Millions)	2010	2011	2012	2013	2014	2015
GTRI	\$75.6	\$80.6	\$87.3	\$97.4	\$107.5	\$122.2
RI	\$66.7	\$73.5	\$77.9	\$75.9	\$72.2	\$70.1
Total	\$142.3	\$154.1	\$165.2	\$173.3	\$179.7	\$192.3

GEORGIA INSTITUTE OF TECHNOLOGY

FY 2015 ANNUAL REPORT

FY 2015 Sponsored Programs F&A Costs by Major Source

TOTAL \$192.3 Million



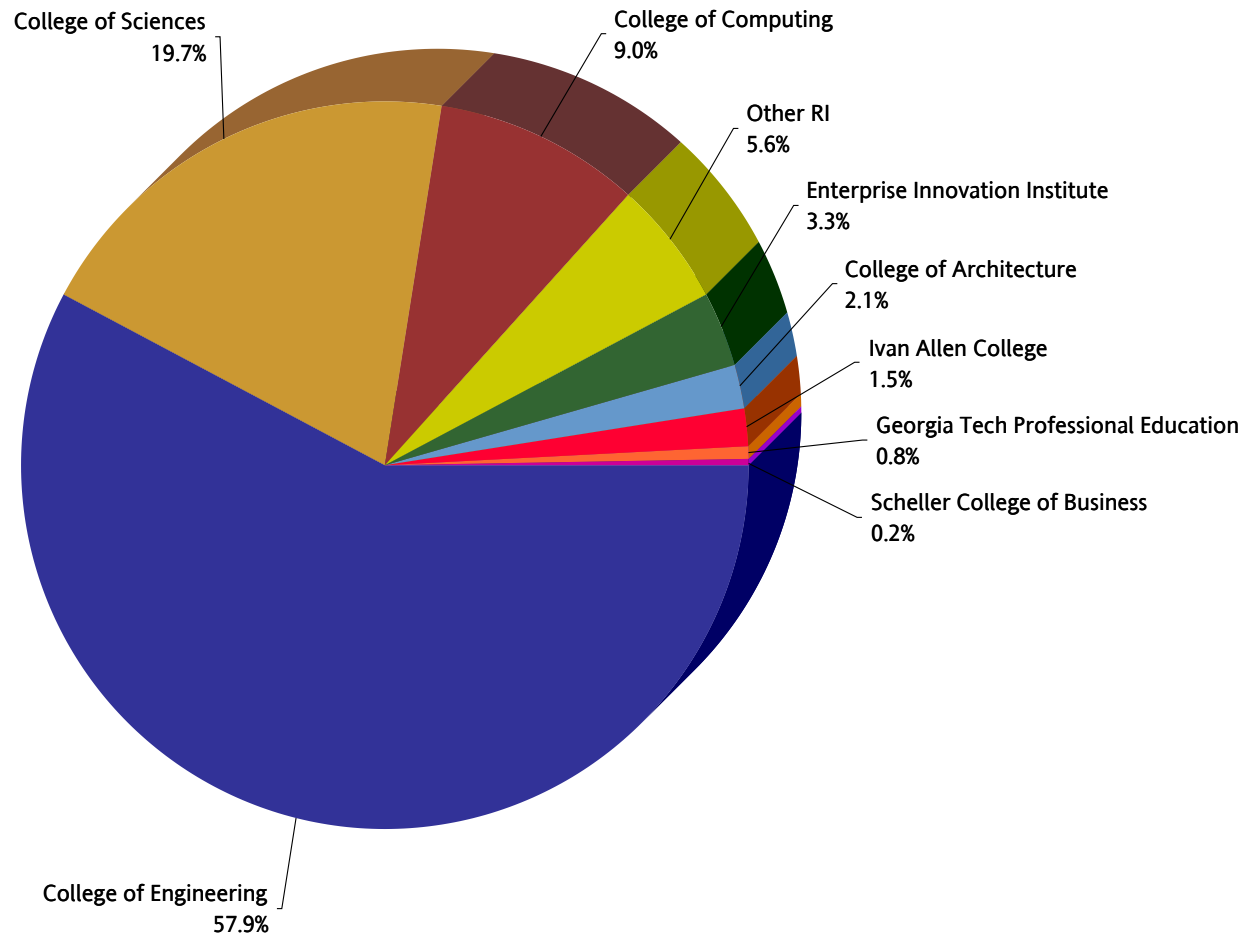
(Millions)	Air Force	Army	DHHS	DODDefense	DoEnergy	NASA	Navy	NSF	Other Federal	Local	Foreign	Industry	Georgia	Other States	Total
	66.9	10.2	8.3	31.1	7.1	3.2	11.4	18.0	17.1	0.1	2.4	13.6	2.3	0.6	\$192.3

GEORGIA INSTITUTE OF TECHNOLOGY

FY 2015 ANNUAL REPORT

FY 2015 Resident Instruction and Other Units F&A Costs

TOTAL \$70,130,000

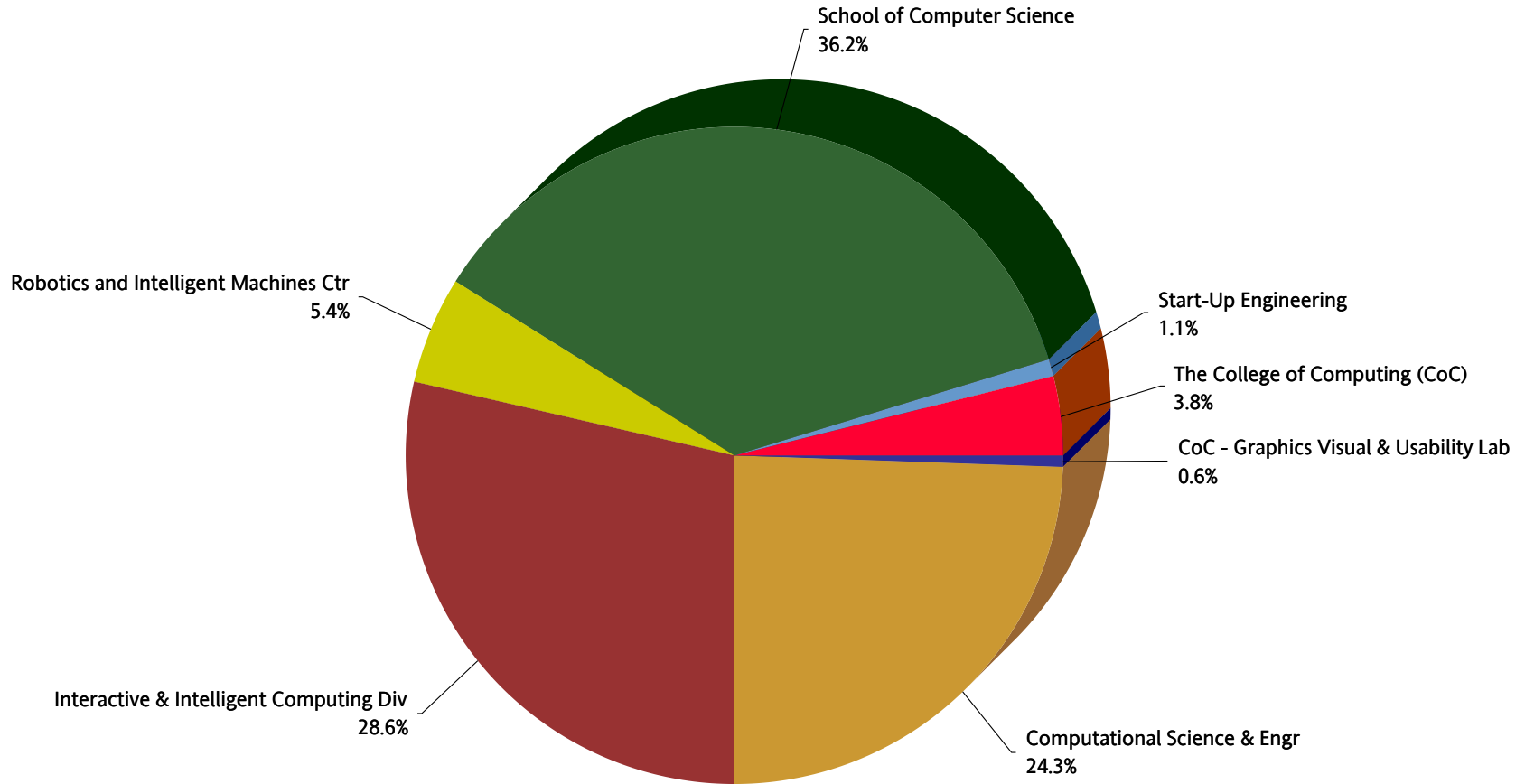


GEORGIA INSTITUTE OF TECHNOLOGY

FY 2015 ANNUAL REPORT

FY 2015 College of Computing F&A Costs

TOTAL \$6,300,000

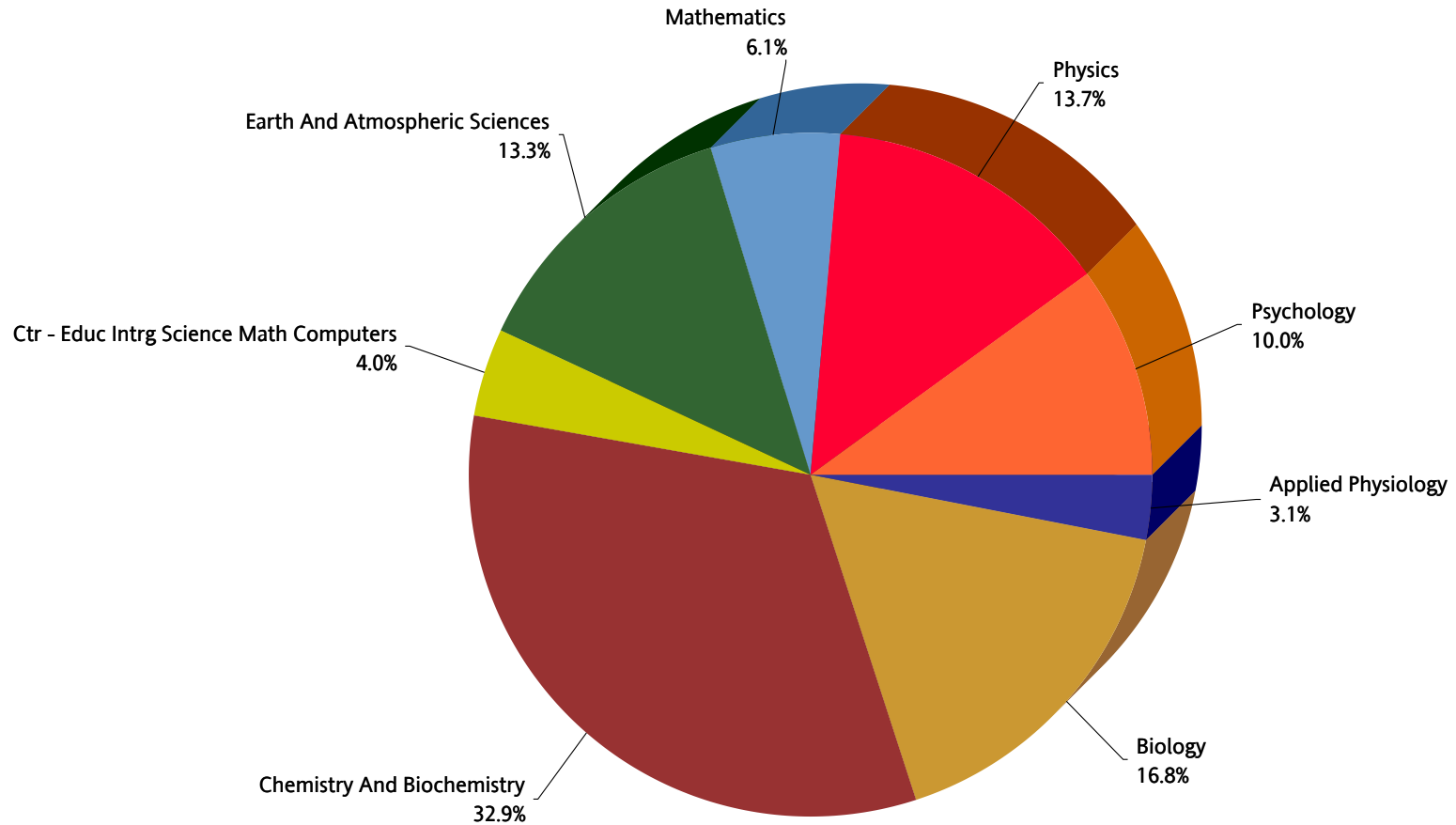


GEORGIA INSTITUTE OF TECHNOLOGY

FY 2015 ANNUAL REPORT

FY 2015 College of Sciences F&A Costs

TOTAL \$13,821,000

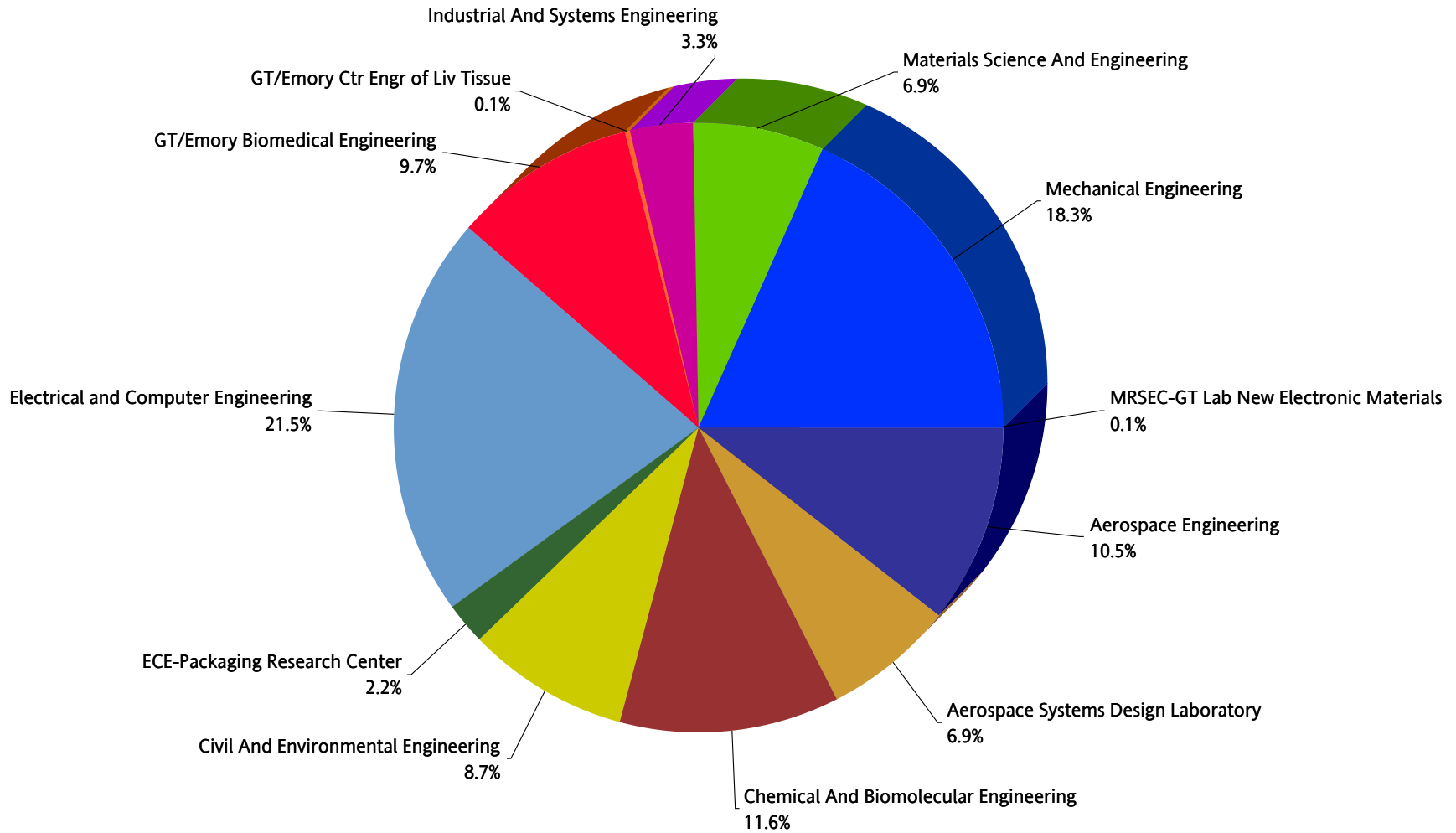


GEORGIA INSTITUTE OF TECHNOLOGY

FY 2015 ANNUAL REPORT

FY 2015 College of Engineering F&A Costs

TOTAL \$40,571,000

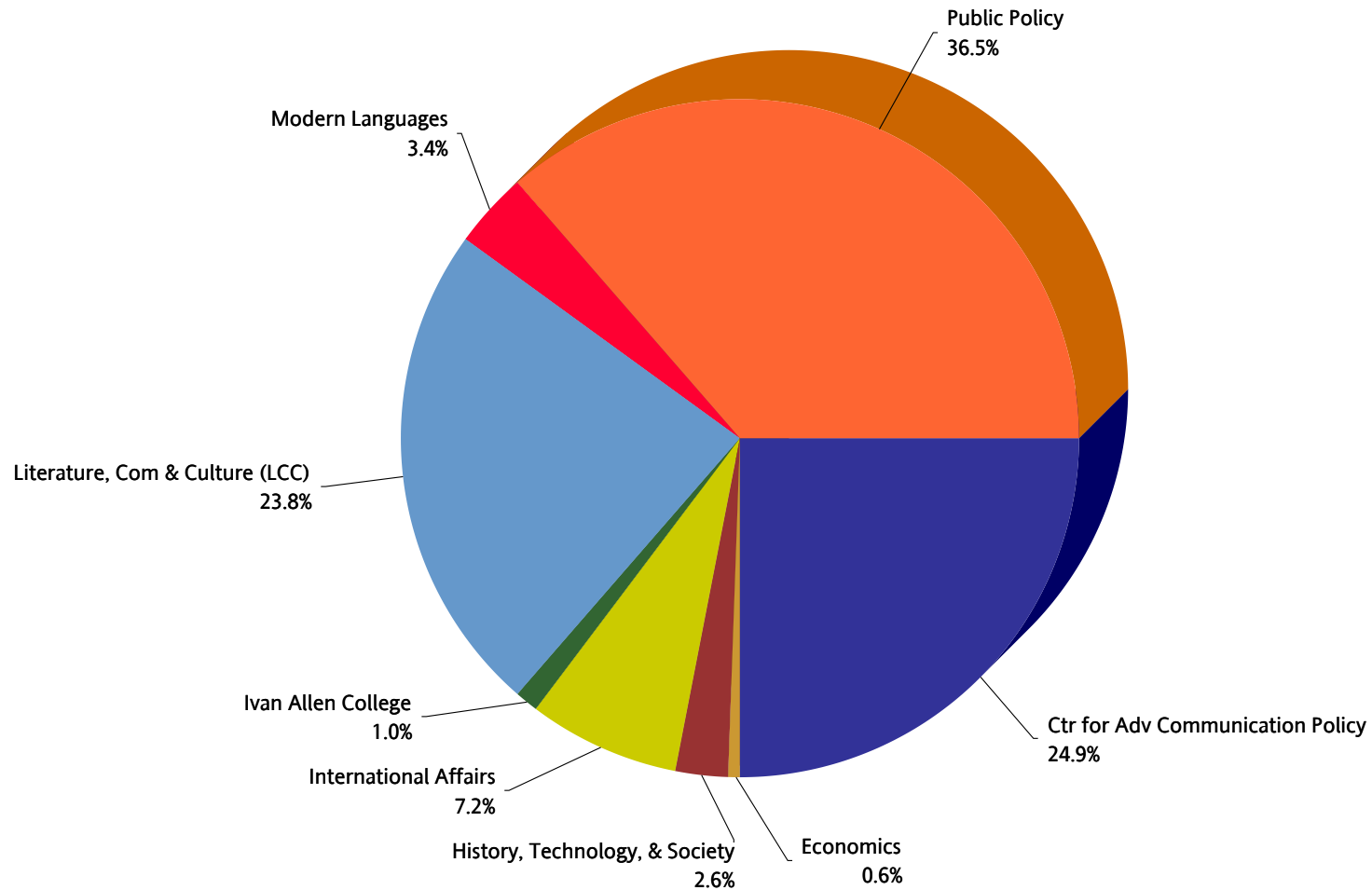


GEORGIA INSTITUTE OF TECHNOLOGY

FY 2015 ANNUAL REPORT

FY 2015 Ivan Allen College F&A Costs

TOTAL \$1,040,000



GEORGIA INSTITUTE OF TECHNOLOGY

Reporting Context

FY 2015

Sponsored Program Expenditures

Research		
Direct	\$	462,412,305
Indirect *		189,645,968
Total		<u>652,058,273</u>
Other Sponsored		
Direct		70,772,271
Indirect		2,678,955
Total *		<u>73,451,226</u>
Total Sponsored		<u>725,509,499</u>
Scholarships & Fellowships		45,663,187
Total		
Direct		578,847,763
F&A Costs*		192,324,923
Total	\$	<u>771,172,686</u>

Research Expenditures

Sponsor Funded		
Direct	\$	462,412,305
Institute Funded Research		
Resident Instruction		
Architecture		4,561,563
Computing		10,227,078
Engineering		67,508,492
Sciences		28,899,329
Ivan Allen		1,794,919
Business		335,059
Other Centers**		30,463,197
Total RI		<u>143,789,637</u>
GTRI		107,692,807
GTPE		-
EII		1,853,005
Total Institute Sponsored		<u>253,335,449</u>
Total Research	\$	<u>715,747,754</u>

* Includes GTRC/GTARC Indirect Collections of \$53,432,940 and Excludes GTAA Personal Services of \$17,988,878

** Includes Georgia Research Alliance and Research Support. Lottery funds distributed to departments/units.