



Georgia Institute of Technology®

FY 2014 ANNUAL REPORT OF SPONSORED PROGRAM ACTIVITY

October 27, 2014

Prepared by the Office of Grants and Contracts Accounting



GEORGIA INSTITUTE OF TECHNOLOGY

FY 2014 ANNUAL REPORT OF SPONSORED PROGRAM ACTIVITY

TABLE OF CONTENTS

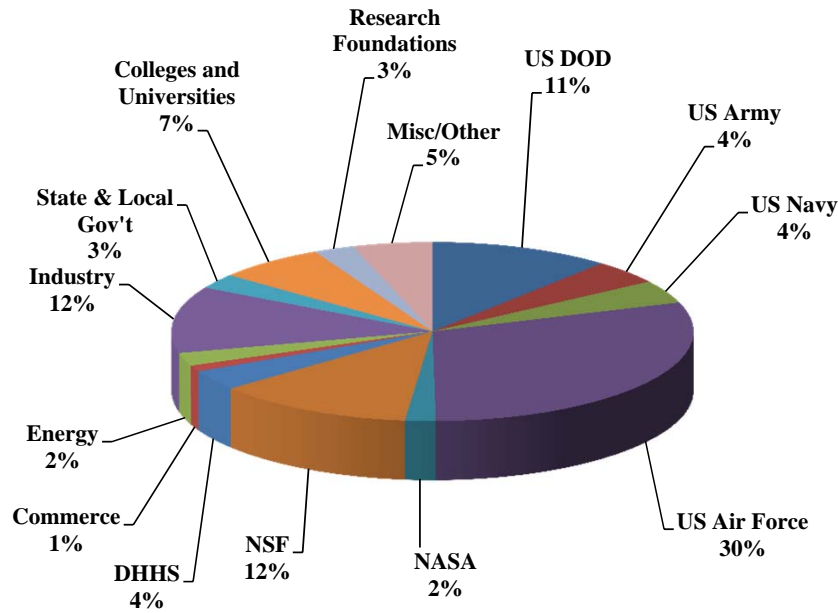
	Page
NEW SPONSORED PROGRAM AWARDS	
FY13 - FY14 New Sponsored Program Awards by Funding Source	1
Trend Analysis of New Sponsored Program Awards by Value	2
FY14 New Sponsored Program Awards by College/Unit	3
Trend Analysis of Submitted Proposals and New Sponsored Awards	4
SPONSORED PROGRAMS TOTAL COSTS	
Trend Analysis of Sponsored Programs Total Costs	5
Sponsored Programs Costs by Major Source	6
Sponsored Programs Costs by College/Unit	7
Sponsored Program Costs by Natural Classification	8
SPONSORED PROGRAMS DIRECT COSTS	
Trend Analysis of Sponsored Programs Direct Costs	9
Sponsored Programs Direct Costs by Major Source	10
Resident Instruction - FY14 Sponsored Direct Costs by College/Unit	11
College of Computing - FY14 Sponsored Direct Costs	12
College of Sciences - FY14 Sponsored Direct Costs	13
College of Engineering - FY14 Sponsored Direct Costs	14
Ivan Allen College - FY14 Sponsored Direct Costs	15
Trend Analysis of Graduate Student Tuition Remission Recoveries	16
Graduate Student Tuition Remission Recoveries - FY14	17
SPONSORED PROGRAMS FACILITIES & ADMINISTRATIVE COST RECOVERIES	
Trend Analysis of Sponsored Programs Facilities & Administrative Cost Recoveries	18
Sponsored Programs Facilities & Administrative Costs by Major Source	19
Resident Instruction - FY16 Facilities & Administrative Cost Recoveries by College/Unit	20
College of Computing - FY14 Facilities & Administrative Cost Recoveries	21
College of Sciences - FY14 Facilities & Administrative Cost Recoveries	22
College of Engineering - FY14 Facilities & Administrative Cost Recoveries	23
Ivan Allen College - FY14 Facilities & Administrative Cost Recoveries	24
Reporting Context - Expenditures for Sponsored Programs, Sponsored Research, and Total Research	25

**NEW SPONSORED PROGRAM AWARDS
FISCAL YEAR 2014**

GEORGIA INSTITUTE OF TECHNOLOGY

FY 2014 ANNUAL REPORT

FY 2014 New Awards by Funding Source



<i>(Millions)</i>	<i>FY13 Total</i>	<i>FY14 Total</i>	<i>% Incr/Decr</i>
US DOD	\$41.9	\$77.3	84%
US Army	\$35.8	\$30.0	-16%
US Navy	\$30.5	\$28.6	-6%
US Air Force	\$193.7	\$206.8	7%
NASA	\$10.0	\$13.0	30%
NSF	\$66.3	\$84.8	28%
DHHS (NIH)	\$23.3	\$25.0	7%
Commerce	\$4.8	\$7.6	58%
Energy	\$16.8	\$16.3	-3%
Industry	\$73.0	\$82.8	13%
State and Local Gov't	\$15.6	\$18.4	18%
Colleges and Universities	\$48.7	\$46.4	-5%
Research Foundations	\$20.8	\$17.2	-17%
Misc/Other	\$40.4	\$34.0	-16%
TOTAL	\$621.6	\$688.2	11%

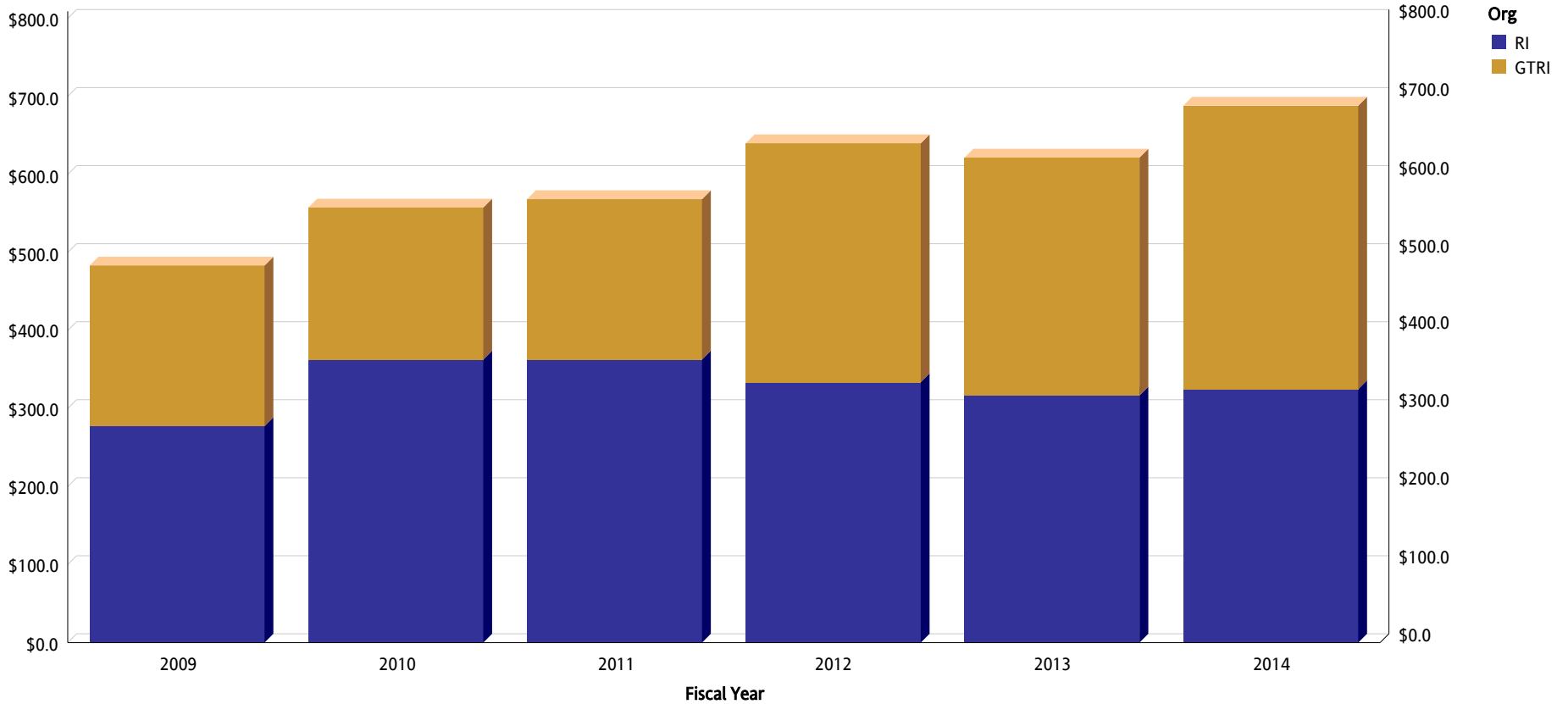
1) Based on OSP Funds Report (CA8080)

GEORGIA INSTITUTE OF TECHNOLOGY

FY 2014 ANNUAL REPORT

Trend Analysis of New Awards by Value

FY 2009 - 2014



(Millions)	2009	2010	2011	2012	2013	2014
GTRI	\$205.9	\$194.8	\$205.5	\$306.2	\$304.9	\$363.3
RI	\$277.3	\$362.8	\$362.8	\$333.7	\$316.7	\$324.9
Total	\$483.3	\$557.6	\$568.3	\$639.9	\$621.6	\$688.2

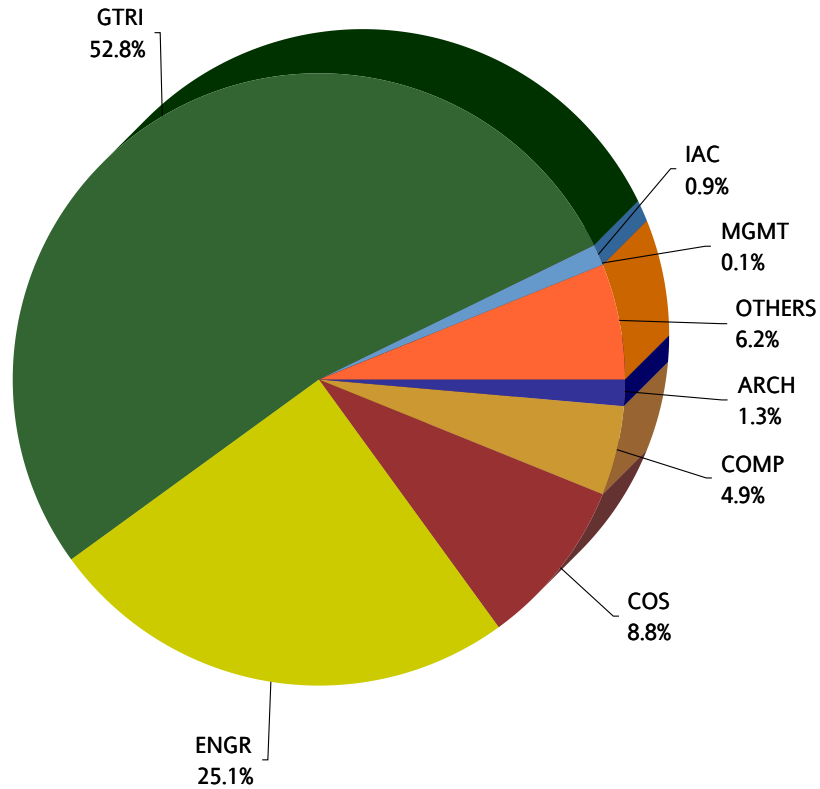
1) Data per Cognos Contractual Package Metatables

GEORGIA INSTITUTE OF TECHNOLOGY

FY 2014 ANNUAL REPORT

FY 2014 New Awards by College/Unit

Total \$688.2 Million



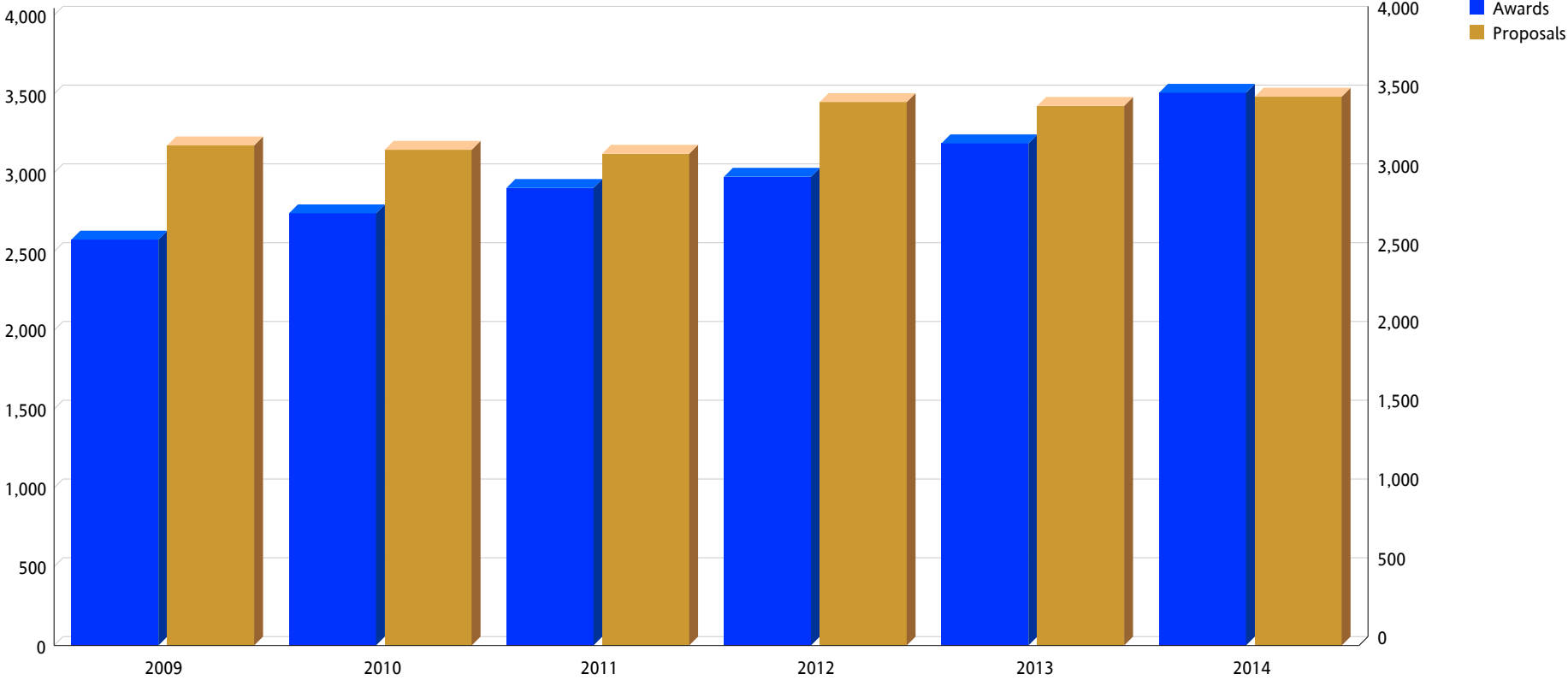
(Millions)	ARCH	COMP	COS	ENGR	GTRI	IAC	MGMT	OTHERS	Total
	\$8.6	\$33.4	\$60.9	\$172.7	\$363.3	\$6.3	\$0.4	\$42.5	\$688.2

GEORGIA INSTITUTE OF TECHNOLOGY

FY 2014 ANNUAL REPORT

Trend Analysis of New Awards and Proposals

FY 2009 - 2014



	2009	2010	2011	2012	2013	2014
Awards	2,576	2,743	2,904	2,975	3,187	3,508
Proposals	3,174	3,146	3,121	3,449	3,425	3,483

1) Data per Cognos Contractual Package Metatables

SPONSORED PROGRAMS TOTAL COSTS

FISCAL YEAR 2014

The totals reported in this section include the following amounts:

1. Direct expenditures for projects funded by the Georgia Tech Foundation and the Georgia Tech Research Corporation
2. Facilities & Administrative (indirect) cost recoveries for both the Institute and the Georgia Tech Research Corporation

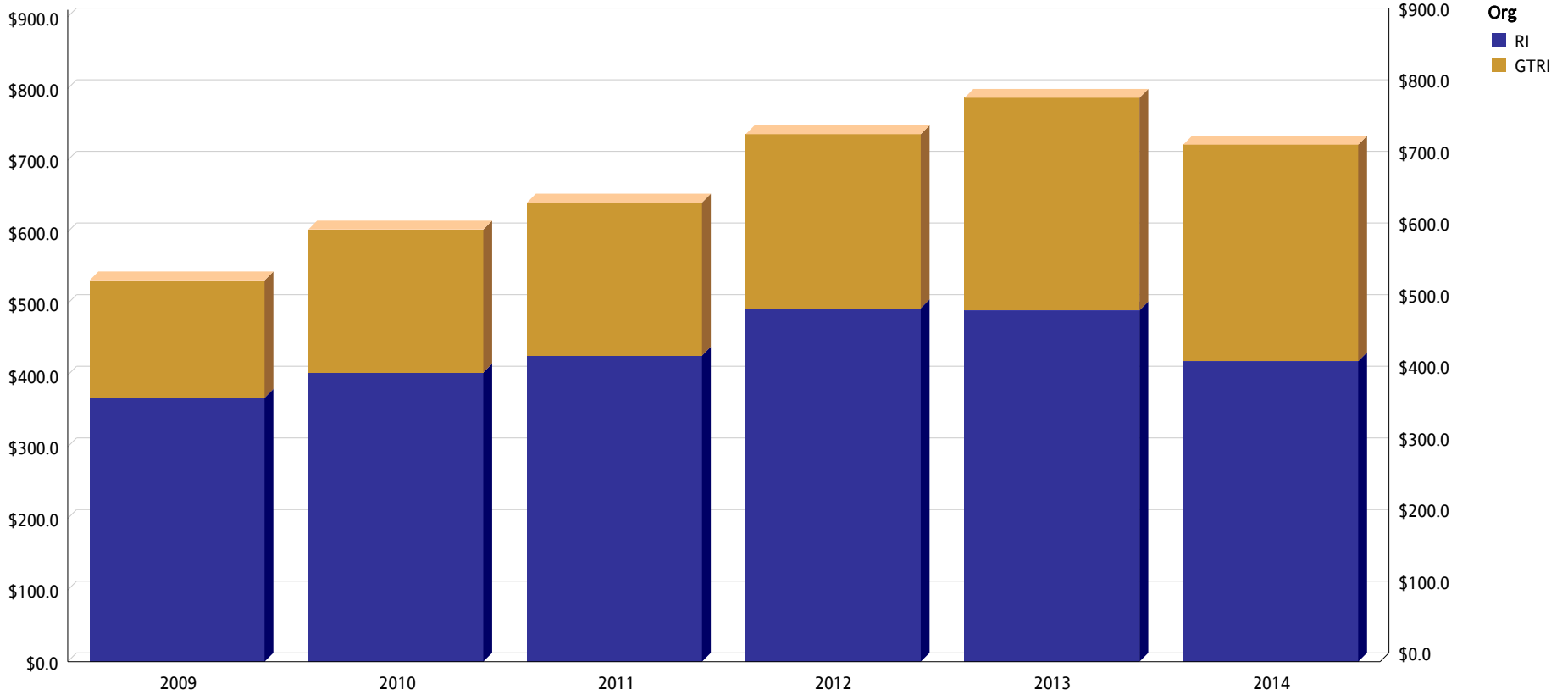
Please note that expenditures funded by the Georgia Tech Athletic Association have been excluded from this report.

GEORGIA INSTITUTE OF TECHNOLOGY

FY 2014 ANNUAL REPORT

Trend Analysis of Sponsored Programs Total Costs

FY 2009-2014



(Millions)	2009	2010	2011	2012	2013	2014
GTRI	\$163.9	\$199.6	\$213.6	\$242.8	\$296.7	\$302.2
RI	\$368.4	\$403.7	\$427.3	\$493.5	\$490.4	\$419.5
Total	\$532.3	\$603.3	\$640.9	\$736.4	\$787.1	\$721.7

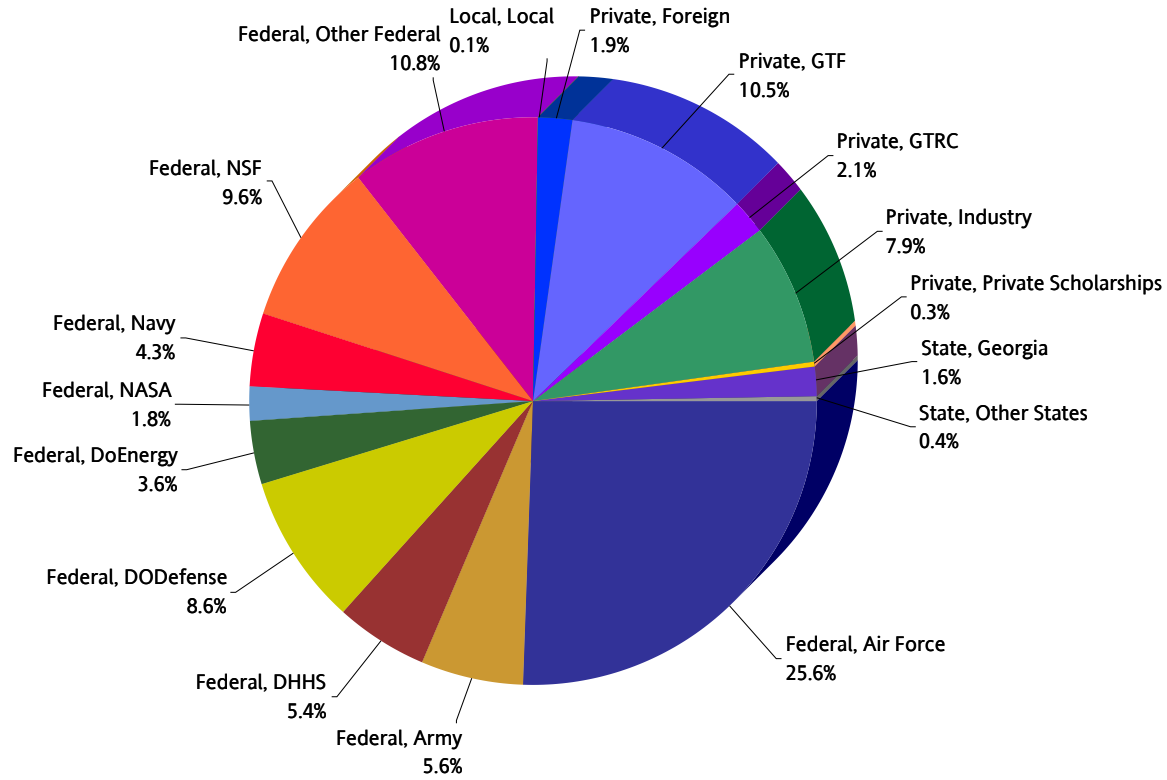
GEORGIA INSTITUTE OF TECHNOLOGY

FY 2014 ANNUAL REPORT

FY 2014 Sponsored Programs Total Costs by Major Source

TOTAL \$721.7 Million

Federal Funds: \$543.6M (75%) Private Funds: \$163.3M (23%) State Funds \$14.4M (2%) Local Funds: \$0.4M (0%)



(Millions)	Air Force	Army	DHHS	DODefense	DoEnergy	NASA	Navy	NSF	Other Federal	Local	Foreign	GTF	GTRC	Industry	Private Scholarships	Georgia	Other States	Total
	\$185.1	\$40.7	\$39.1	\$62.1	\$25.6	\$13.3	\$30.7	\$69.3	\$77.7	\$0.4	\$13.5	\$75.9	\$15.1	\$57.0	\$1.8	\$11.7	\$2.7	\$721.7

GEORGIA INSTITUTE OF TECHNOLOGY

FY 2014 ANNUAL REPORT

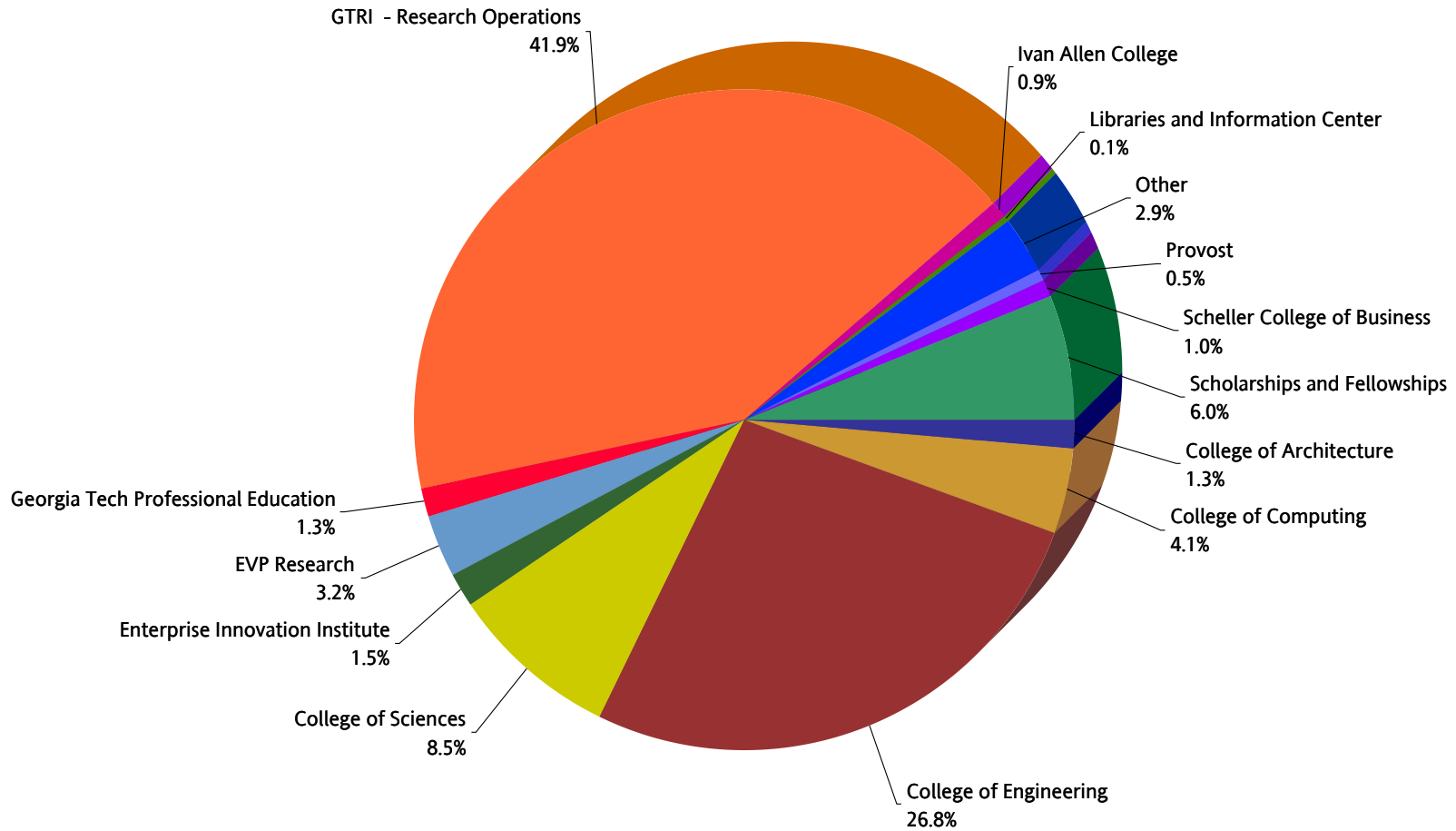
FY 2014 Sponsored Programs Total Cost by College/Unit

TOTAL \$721.7 Million

Resident Instruction: \$399.4M (55%)

GTRI: \$302.2M (42%)

Other Units \$20.1M (3%)

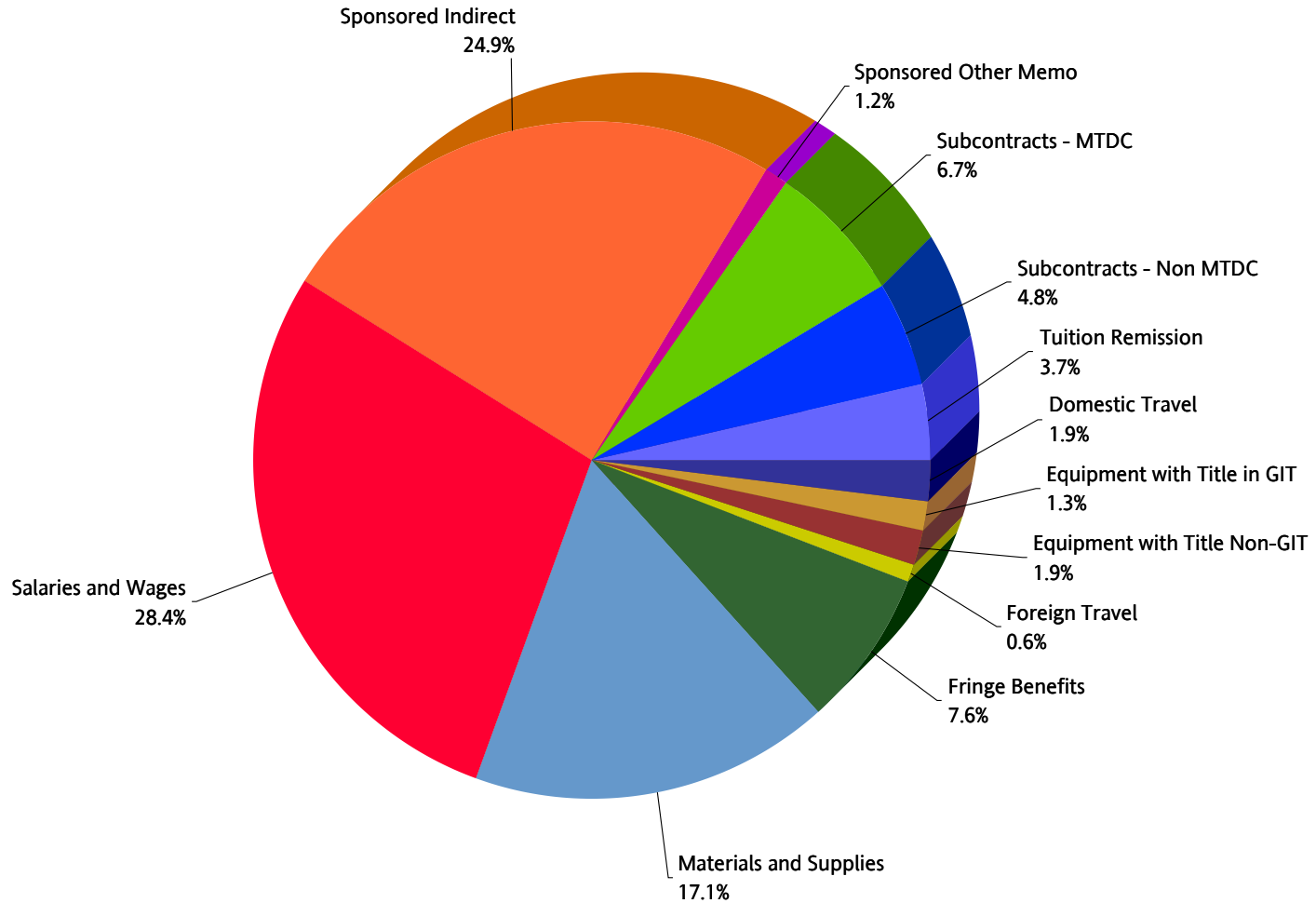


GEORGIA INSTITUTE OF TECHNOLOGY

FY 2014 ANNUAL REPORT

FY 2014 Sponsored Programs Total Cost by Classification

TOTAL \$721.7 Million



DIRECT COSTS FISCAL YEAR 2014

The totals reported in this section include direct expenditures for projects funded by the Georgia Tech Foundation and the Georgia Tech Research Corporation.

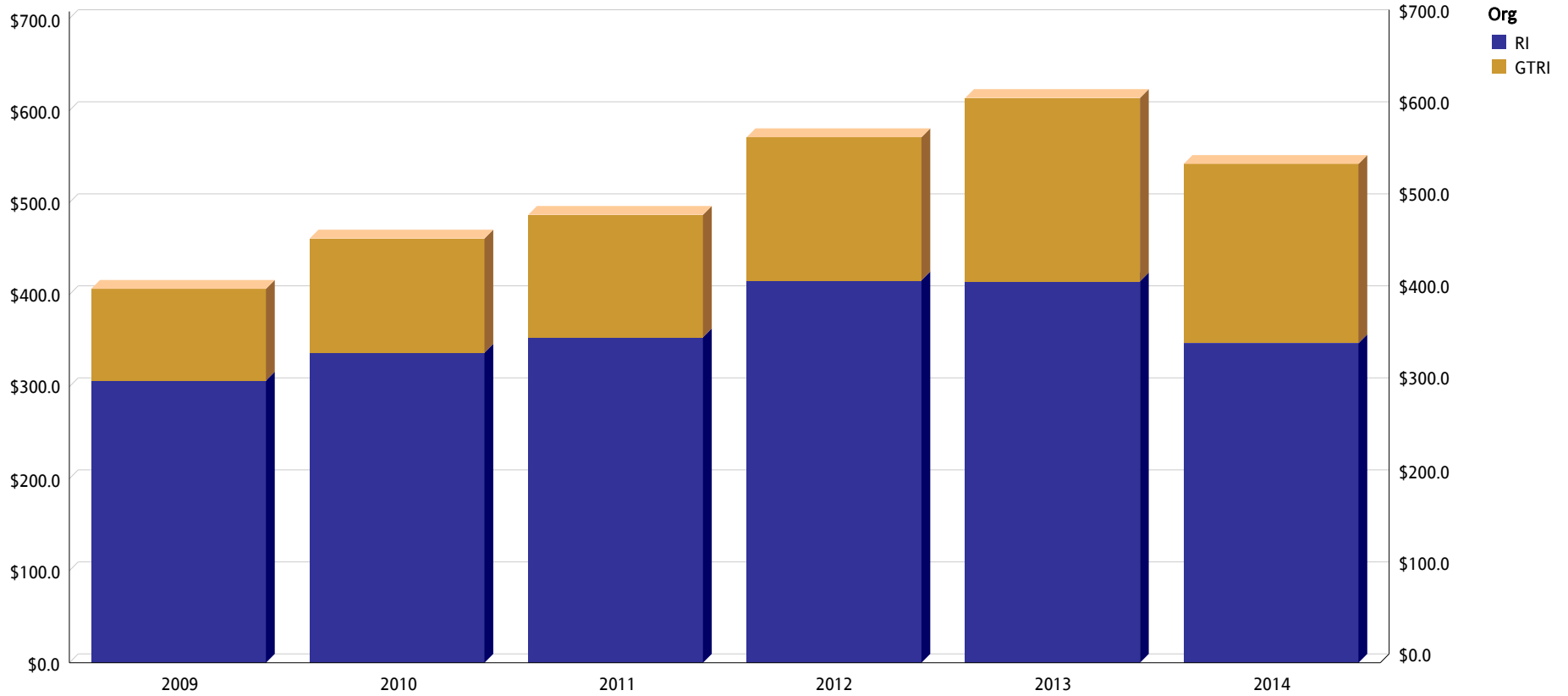
Please note that expenditures funded by the Georgia Tech Athletic Association have been excluded from this report.

GEORGIA INSTITUTE OF TECHNOLOGY

FY 2014 ANNUAL REPORT

Trend Analysis of Sponsored Programs Direct Costs

FY 2009-2014



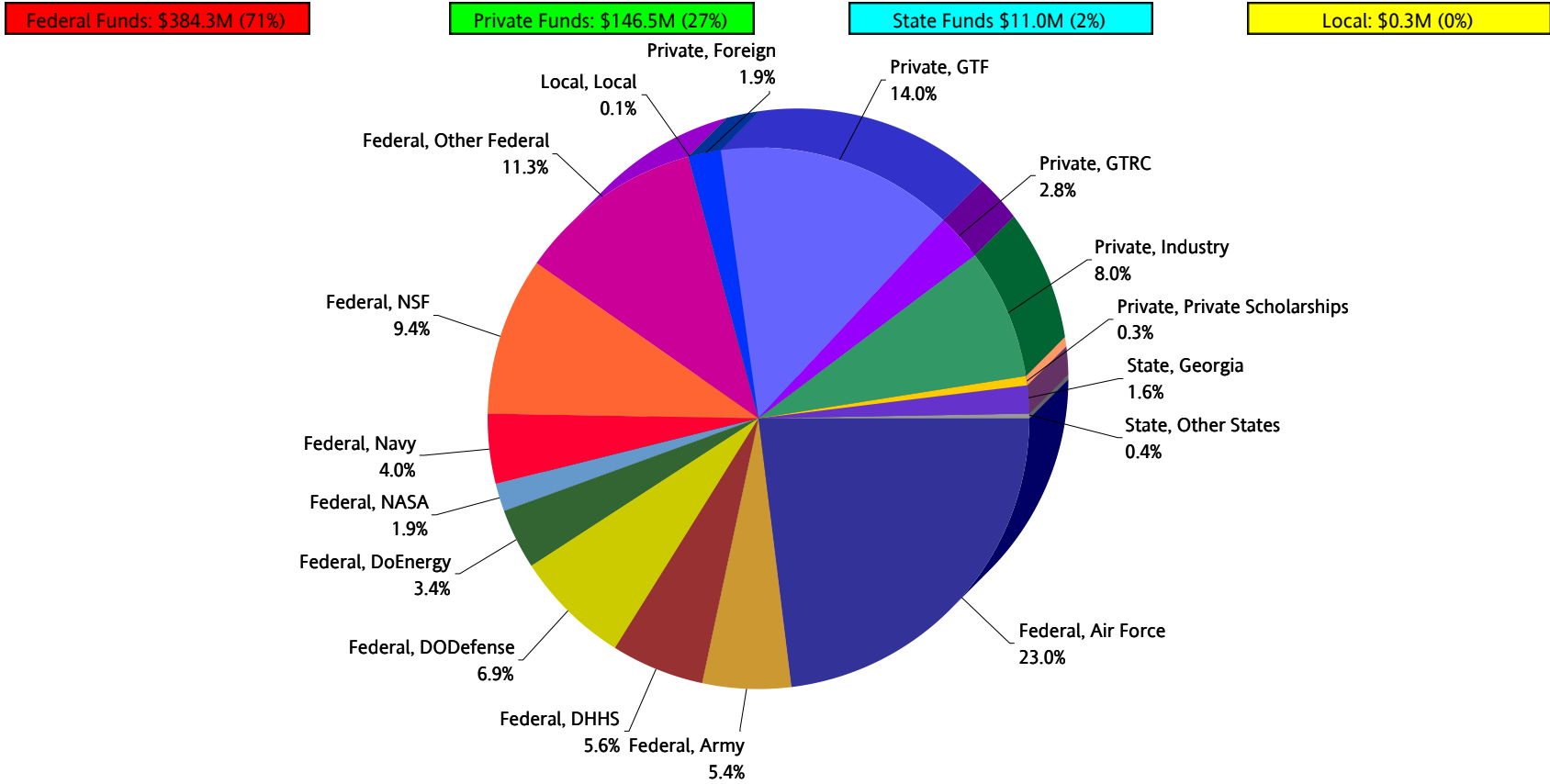
(Millions)	2009	2010	2011	2012	2013	2014
GTRI	\$99.6	\$124.0	\$133.0	\$155.5	\$199.4	\$194.8
RI	\$306.7	\$337.0	\$353.8	\$415.6	\$414.4	\$347.3
Total	\$406.3	\$461.0	\$486.8	\$571.1	\$613.8	\$542.1

GEORGIA INSTITUTE OF TECHNOLOGY

FY 2014 ANNUAL REPORT

FY 2014 Sponsored Programs Direct Costs by Major Source

TOTAL \$542.1 Million



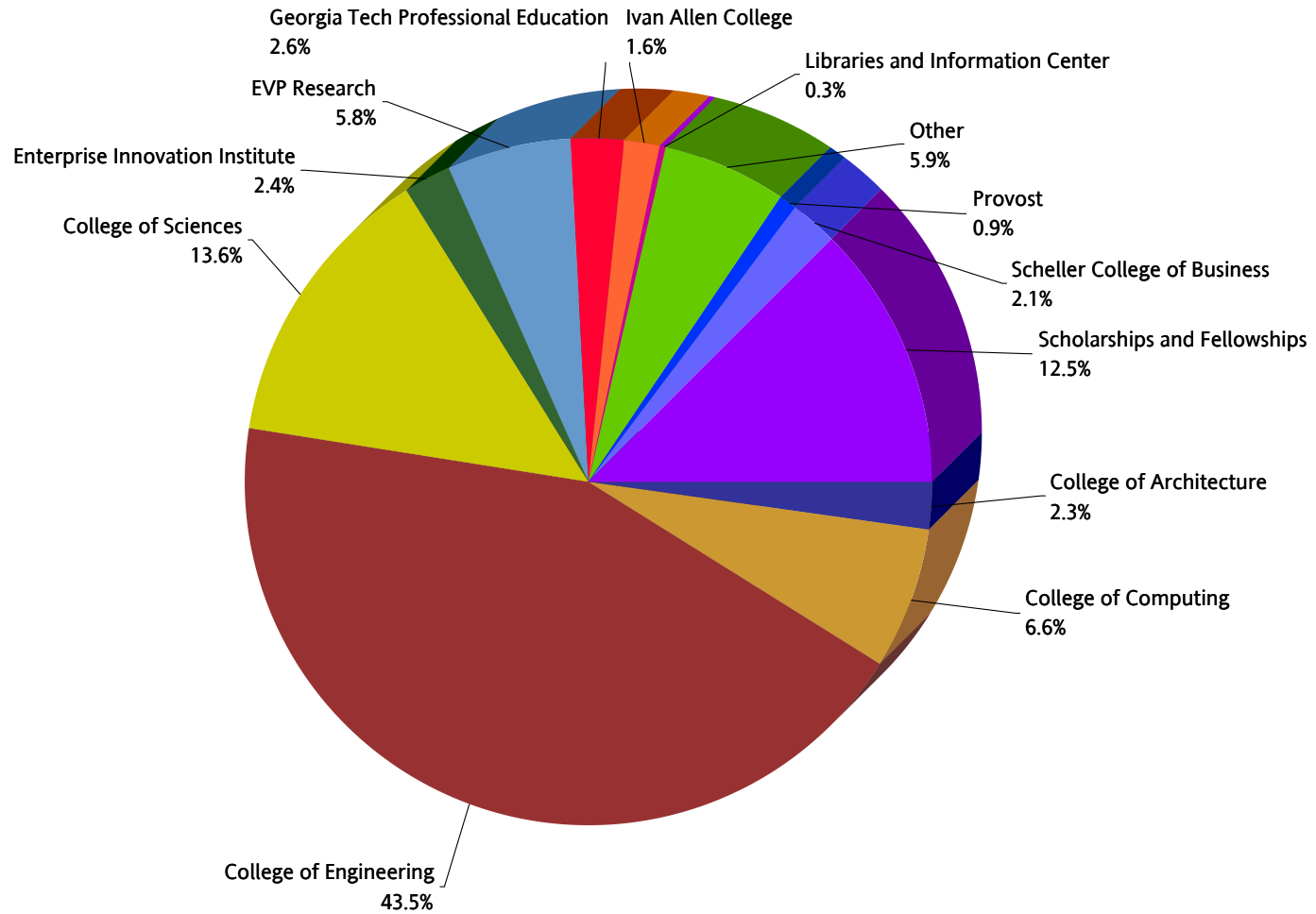
(Millions)	Air Force	Army	DHHS	DODefense	DoEnergy	NASA	Navy	NSF	Other Federal	Local	Foreign	GTF	GTRC	Industry	Private Scholarships	Georgia	Other States	Total
	\$124.7	\$29.2	\$30.1	\$37.6	\$18.6	\$10.2	\$21.5	\$51.2	\$61.1	\$0.3	\$10.3	\$75.9	\$15.2	\$43.3	\$1.8	\$8.9	\$2.1	\$542.1

GEORGIA INSTITUTE OF TECHNOLOGY

FY 2014 ANNUAL REPORT

FY 2014 Resident Instruction and Other Units Direct Costs

TOTAL \$347,273,000

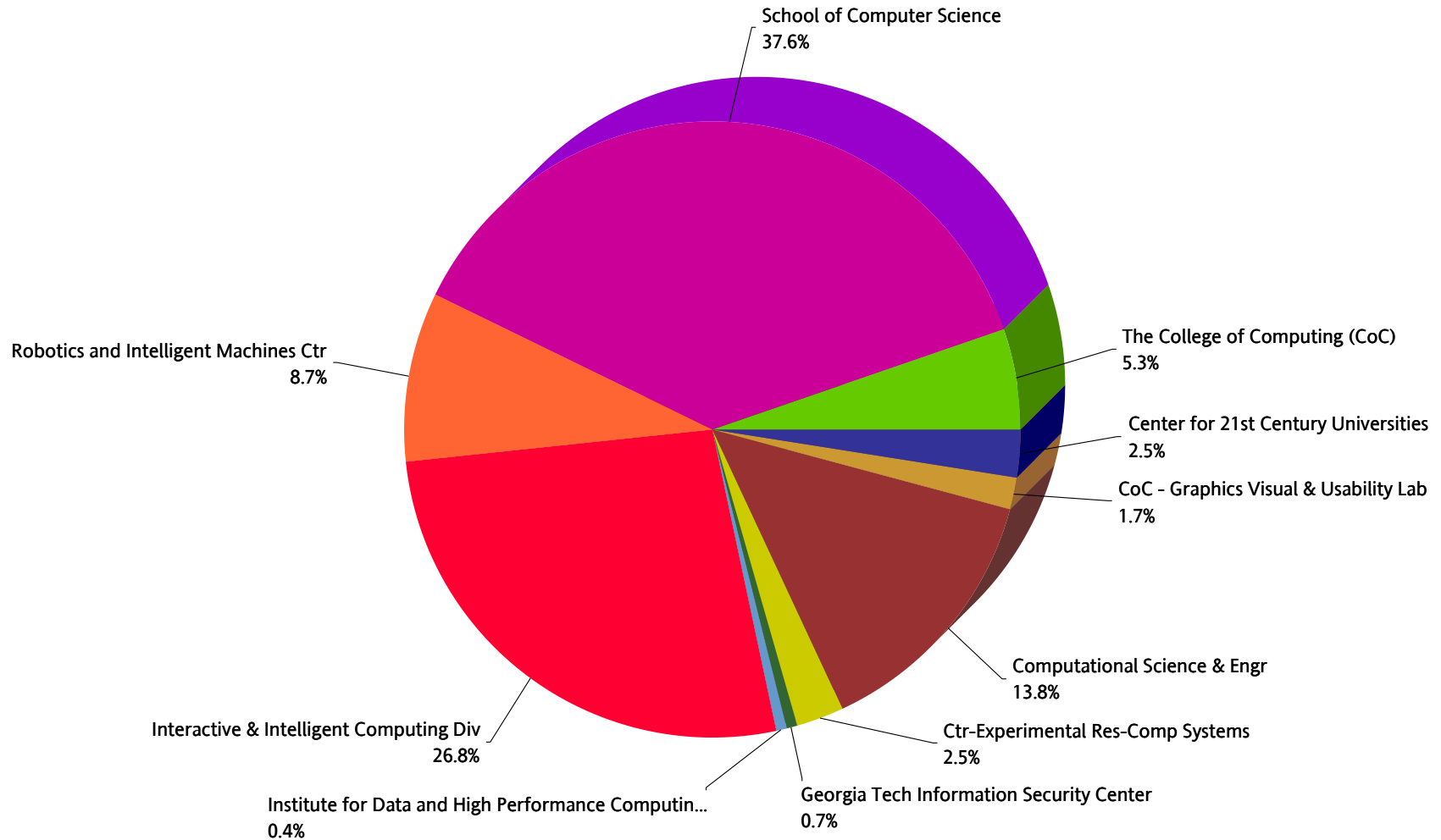


GEORGIA INSTITUTE OF TECHNOLOGY

FY 2014 ANNUAL REPORT

FY 2014 College of Computing Direct Costs

TOTAL \$22,781,000

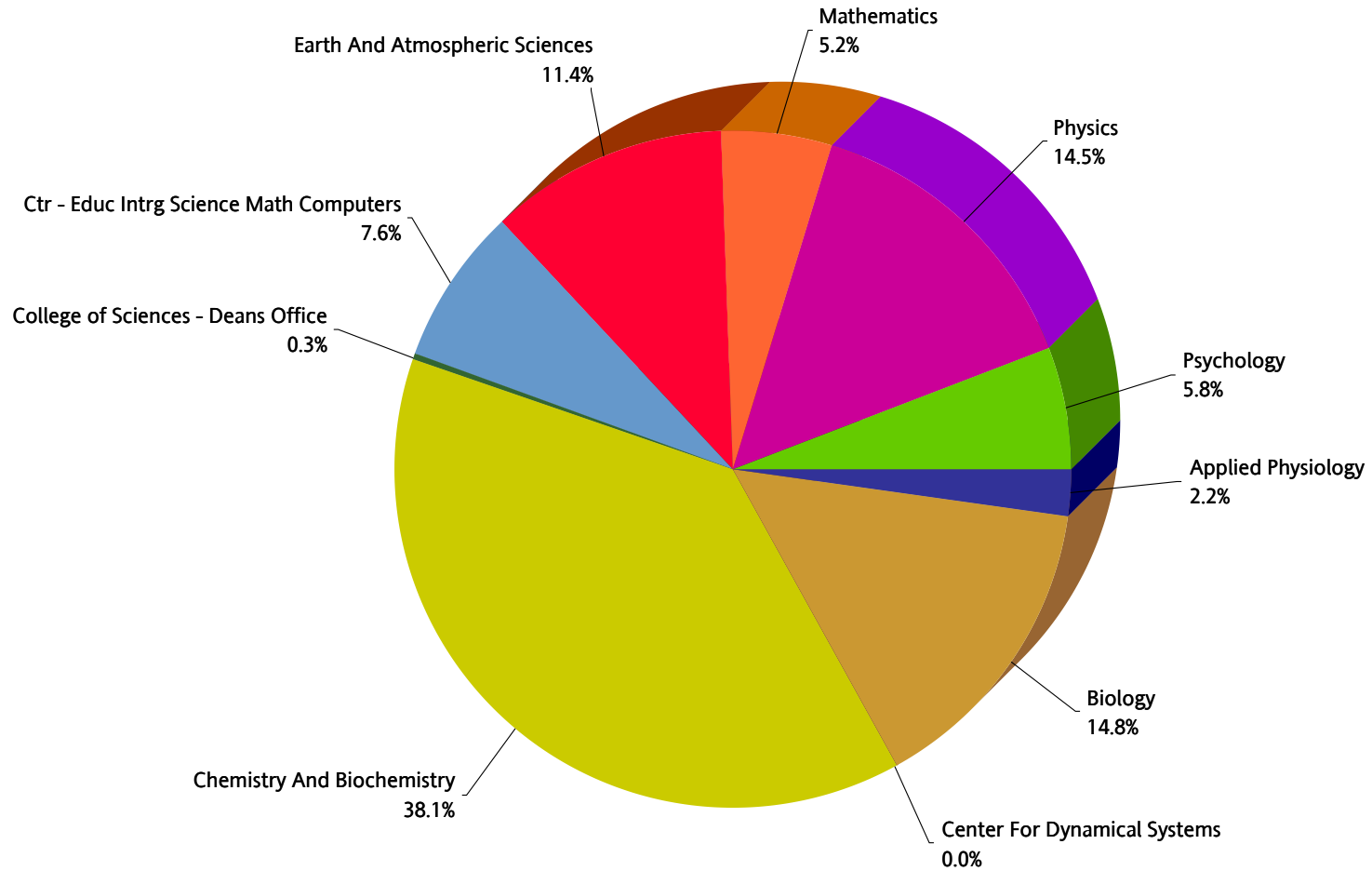


GEORGIA INSTITUTE OF TECHNOLOGY

FY 2014 ANNUAL REPORT

FY 2014 College of Sciences Direct Costs

TOTAL \$47,246,000

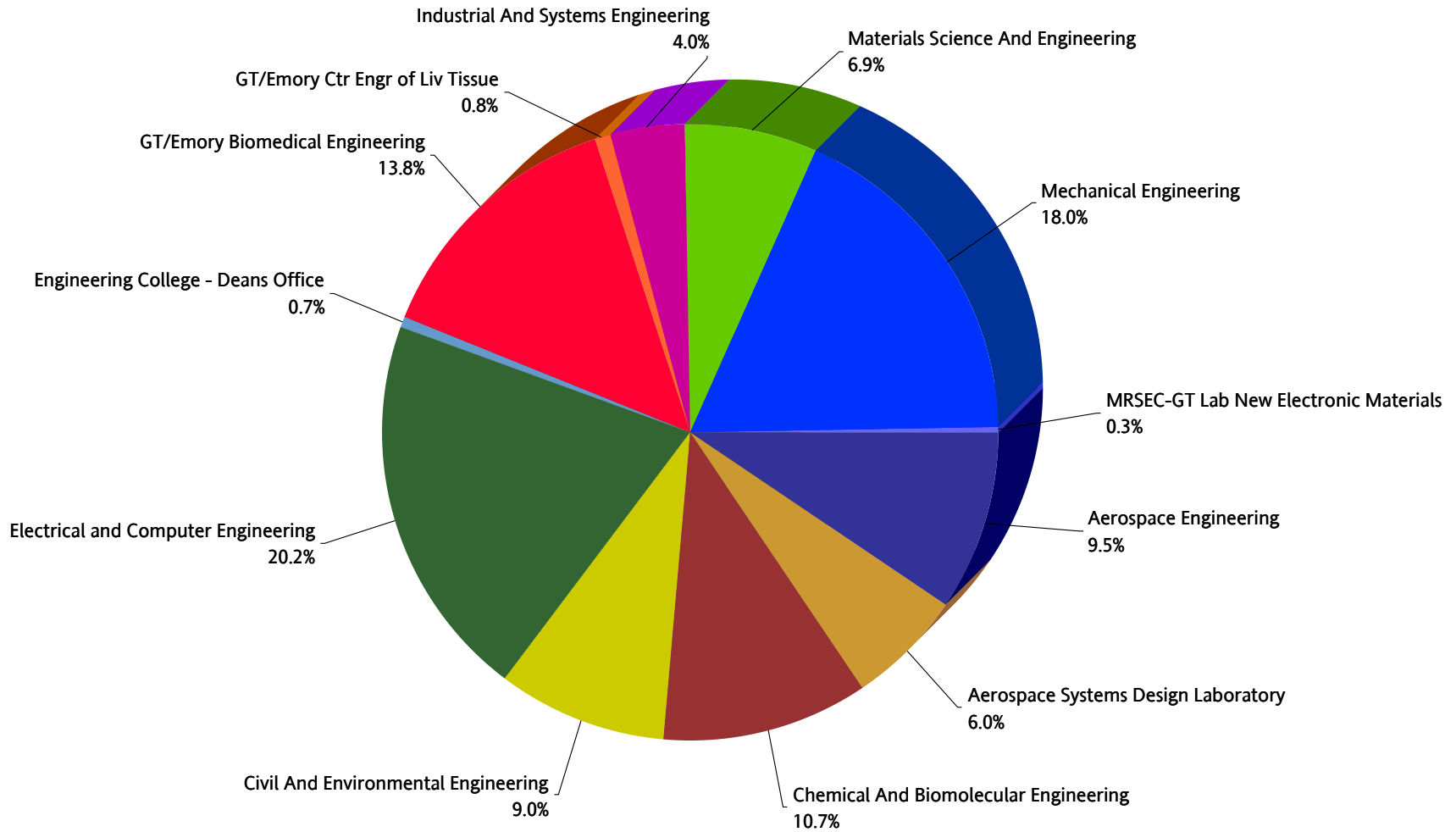


GEORGIA INSTITUTE OF TECHNOLOGY

FY 2014 ANNUAL REPORT

FY 2014 College of Engineering Direct Costs

TOTAL \$151,048,000

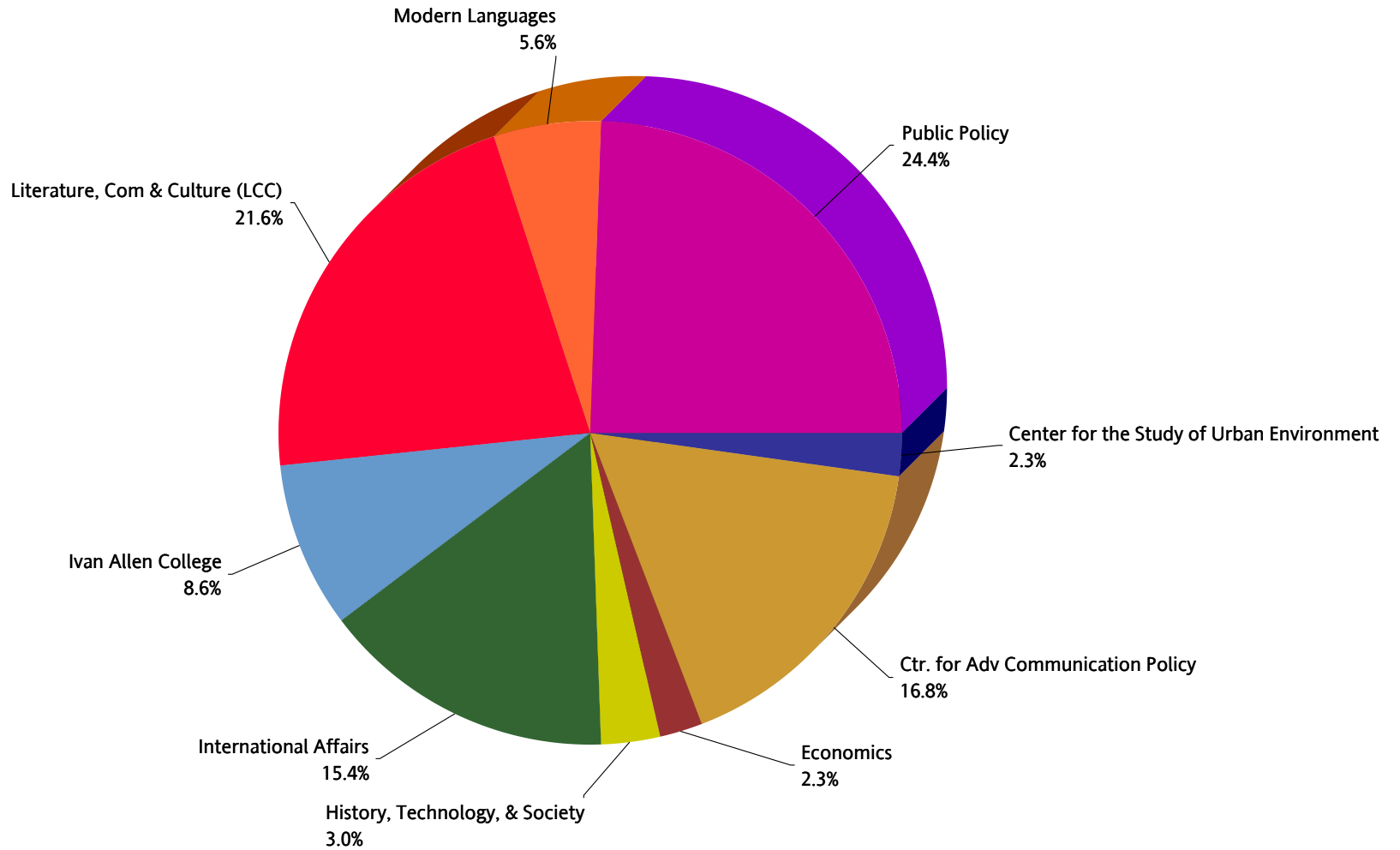


GEORGIA INSTITUTE OF TECHNOLOGY

FY 2014 ANNUAL REPORT

FY 2014 Ivan Allen College Direct Costs

TOTAL \$5,719,000

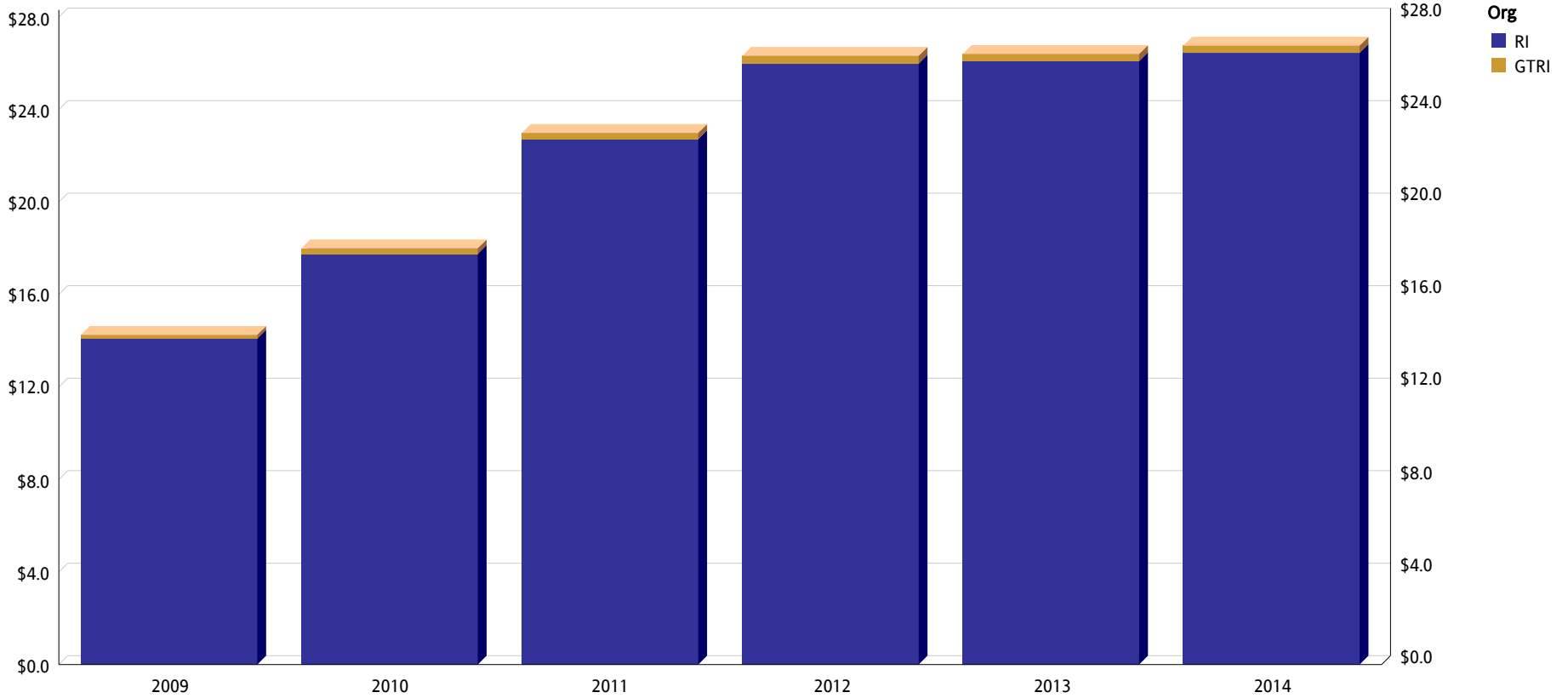


GEORGIA INSTITUTE OF TECHNOLOGY

FY 2014 ANNUAL REPORT

Trend Analysis of Graduate Tuition Remission Recoveries

FY 2009-2014



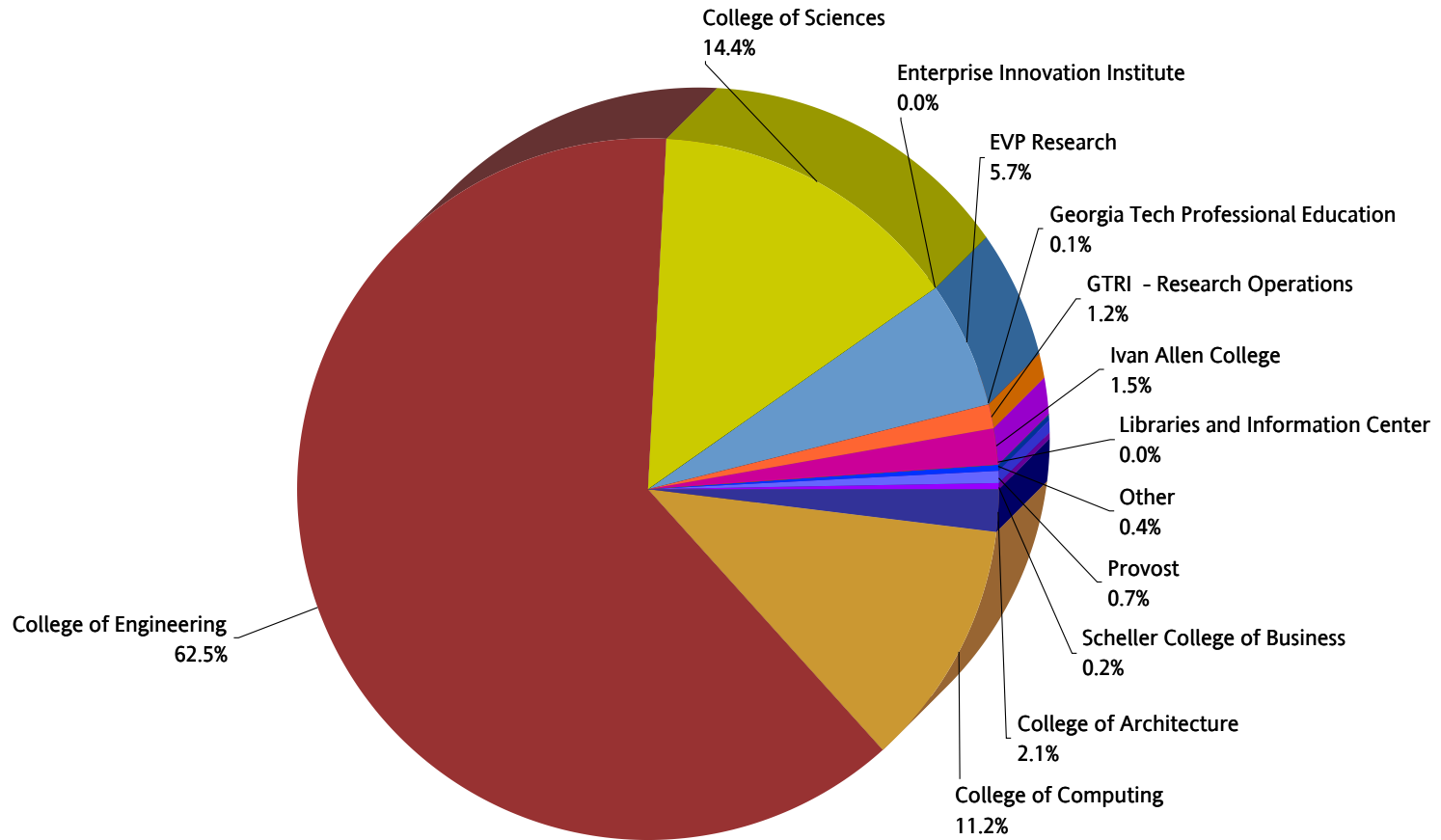
(Millions)	2009	2010	2011	2012	2013	2014
GTRI	\$0.2	\$0.2	\$0.3	\$0.3	\$0.3	\$0.3
RI	\$14.1	\$17.8	\$22.7	\$26.0	\$26.1	\$26.4
Total	\$14.3	\$18.0	\$23.0	\$26.3	\$26.4	\$26.8

GEORGIA INSTITUTE OF TECHNOLOGY

FY 2014 ANNUAL REPORT

FY 2014 Graduate Student Remission Recoveries

TOTAL \$26,762,000



FACILITIES AND ADMINISTRATIVE COST RECOVERIES FISCAL YEAR 2014

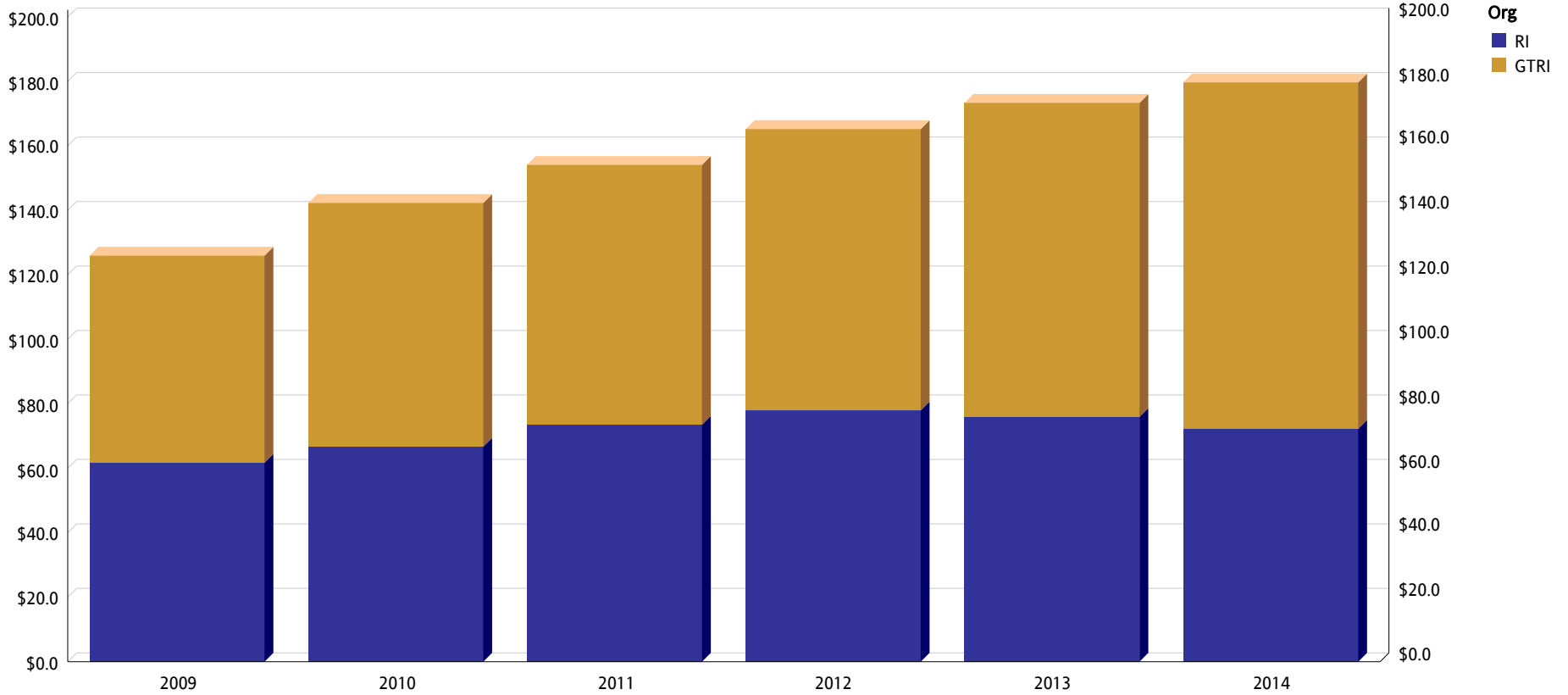
The totals reported in this section include Facilities & Administrative (indirect) cost recoveries for both the Institute and the Georgia Tech Research Corporation.

GEORGIA INSTITUTE OF TECHNOLOGY

FY 2014 ANNUAL REPORT

Trend Analysis of Sponsored Programs F&A Cost Recoveries

FY 2009-2014



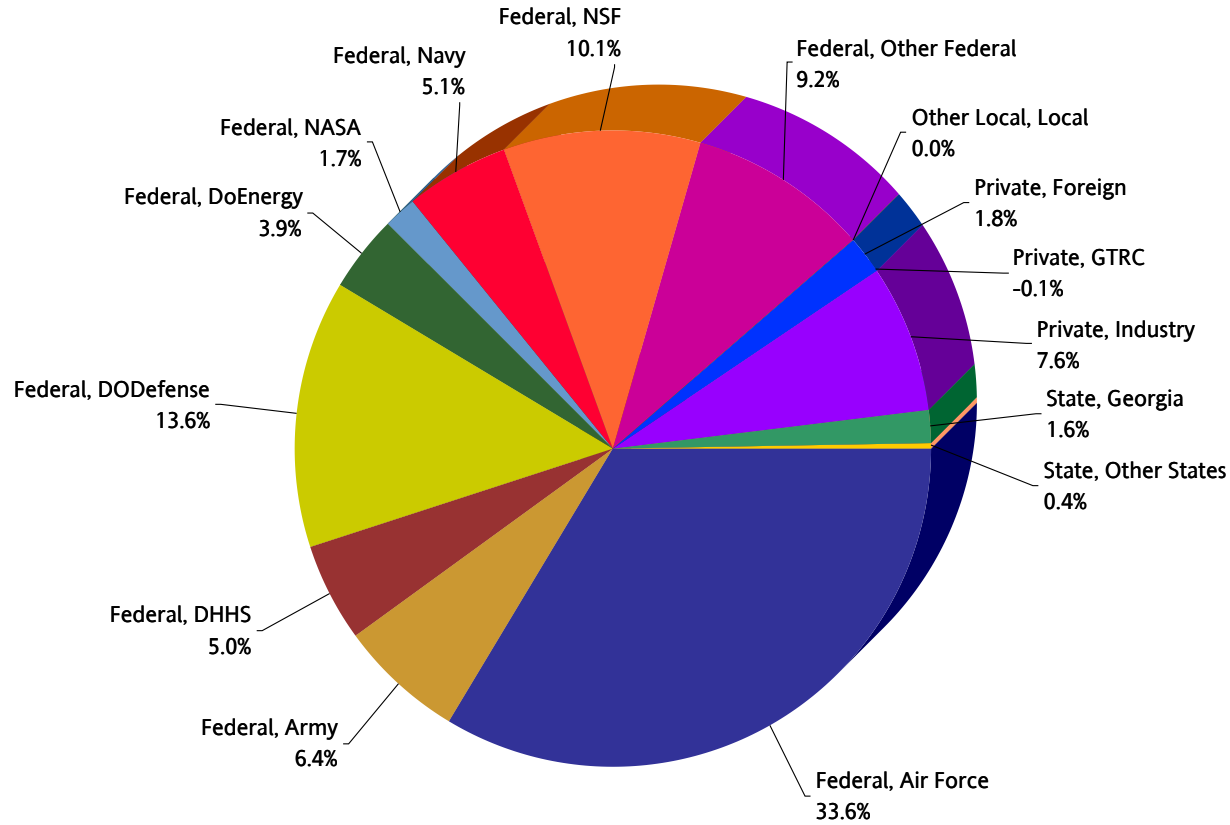
(Millions)	2009	2010	2011	2012	2013	2014
GTRI	\$64.3	\$75.6	\$80.6	\$87.3	\$97.4	\$107.5
RI	\$61.7	\$66.7	\$73.5	\$77.9	\$75.9	\$72.2
Total	\$126.0	\$142.3	\$154.1	\$165.2	\$173.3	\$179.7

GEORGIA INSTITUTE OF TECHNOLOGY

FY 2014 ANNUAL REPORT

FY 2014 Sponsored Programs F&A Costs by Major Source

TOTAL \$179.7 Million



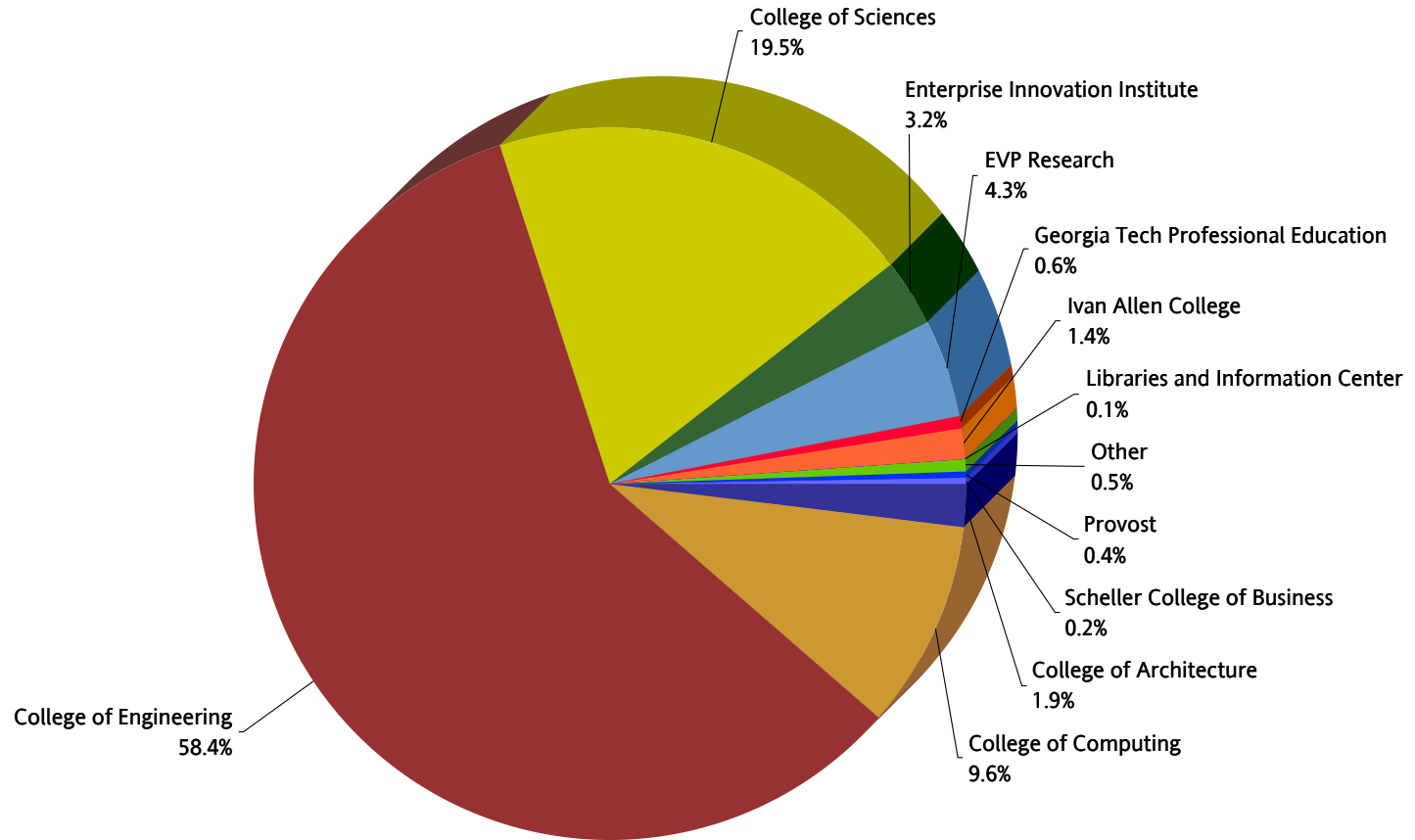
(Millions)	Air Force	Army	DHHS	DODDefense	DoEnergy	NASA	Navy	NSF	Other Federal	Local	Foreign	GTRC	Industry	Georgia	Other States	Total
	\$60.4	\$11.5	\$9.0	\$24.4	\$7.0	\$3.1	\$9.2	\$18.1	\$16.6	\$0.1	\$3.2	(\$0.1)	\$13.7	\$2.8	\$0.6	\$179.7

GEORGIA INSTITUTE OF TECHNOLOGY

FY 2014 ANNUAL REPORT

FY 2014 Resident Instruction and Other Units F&A Costs

TOTAL \$72,226,000

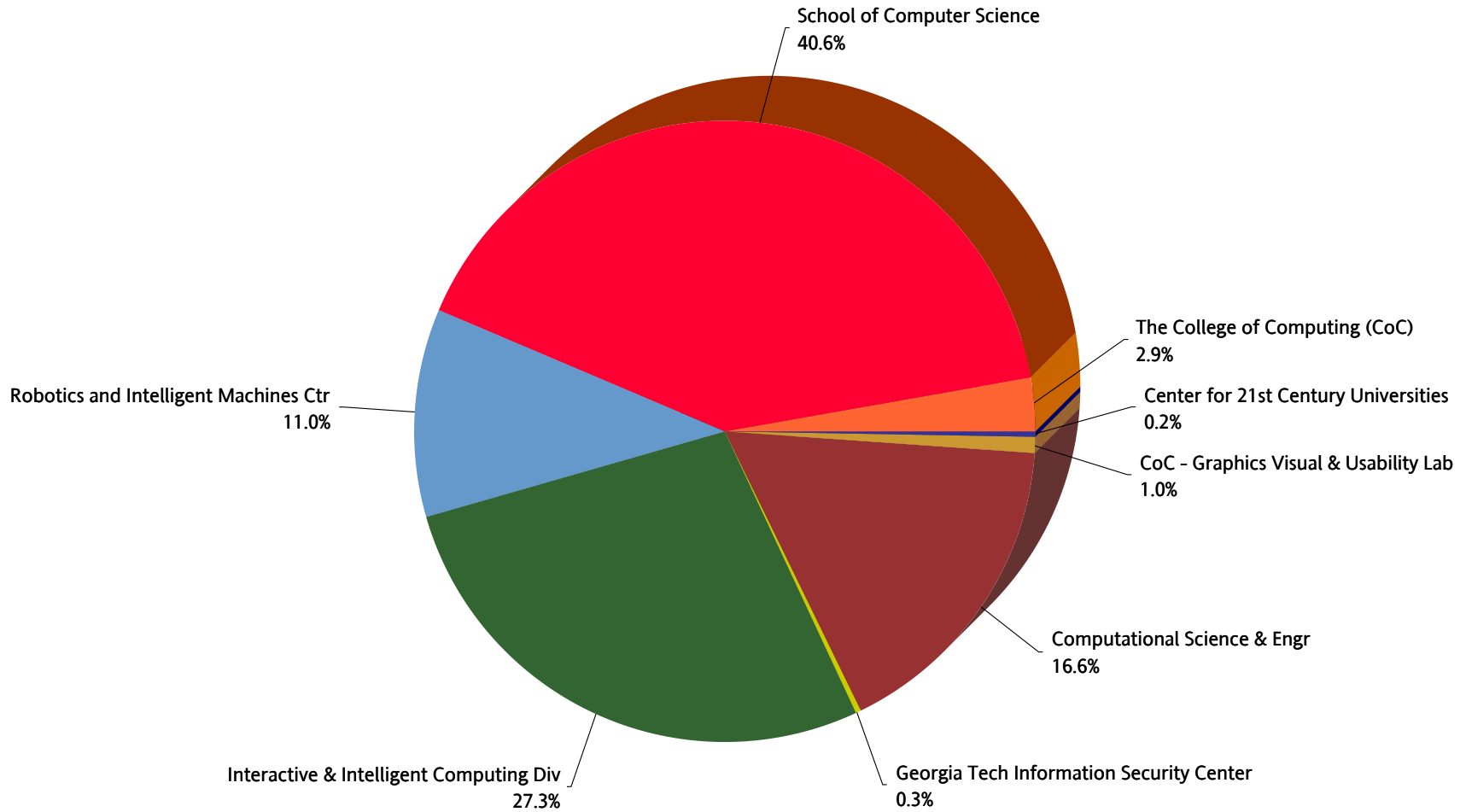


GEORGIA INSTITUTE OF TECHNOLOGY

FY 2014 ANNUAL REPORT

FY 2014 College of Computing F&A Costs

TOTAL \$6,903,000

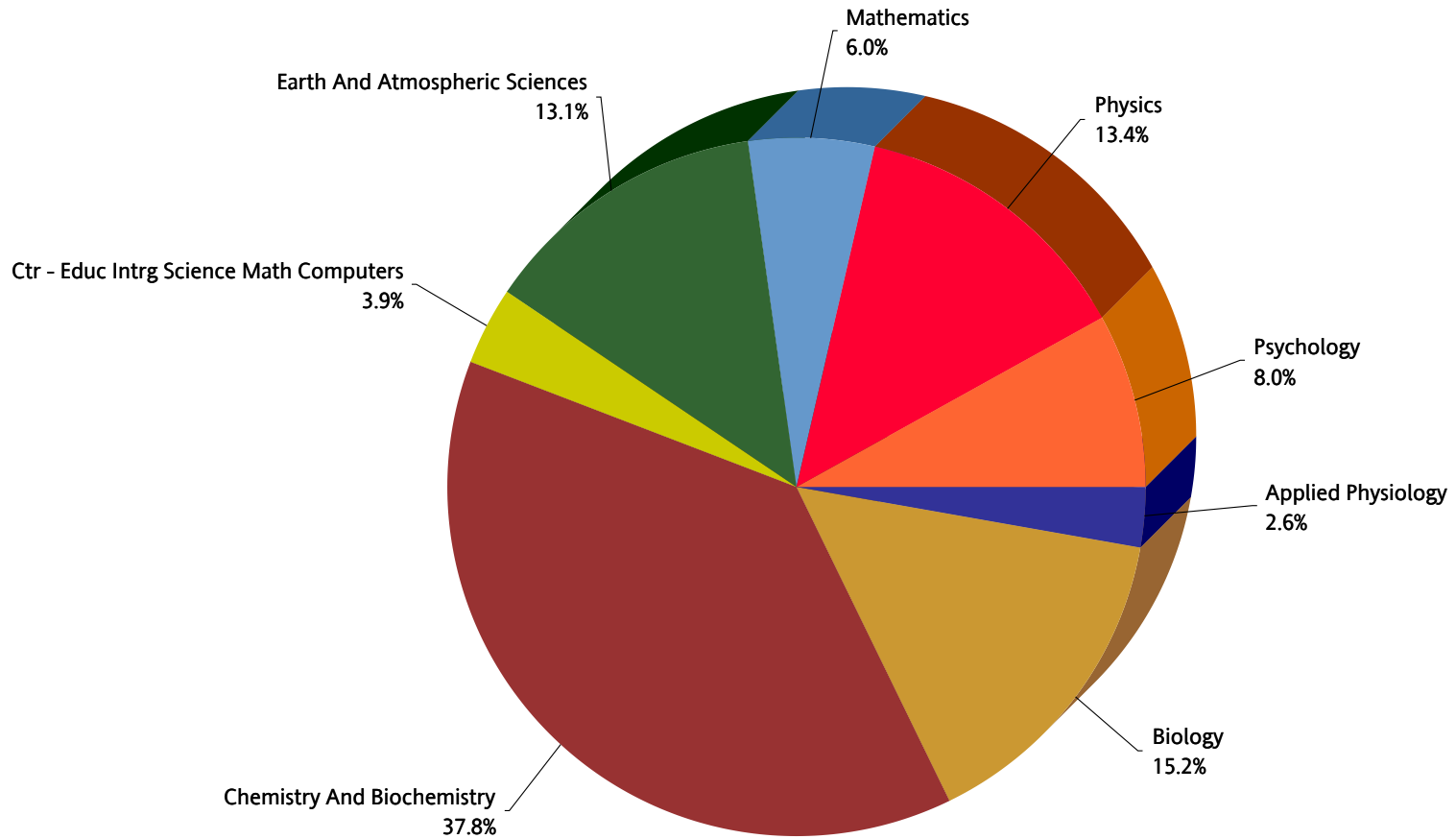


GEORGIA INSTITUTE OF TECHNOLOGY

FY 2014 ANNUAL REPORT

FY 2014 College of Sciences F&A Costs

TOTAL \$14,053,000

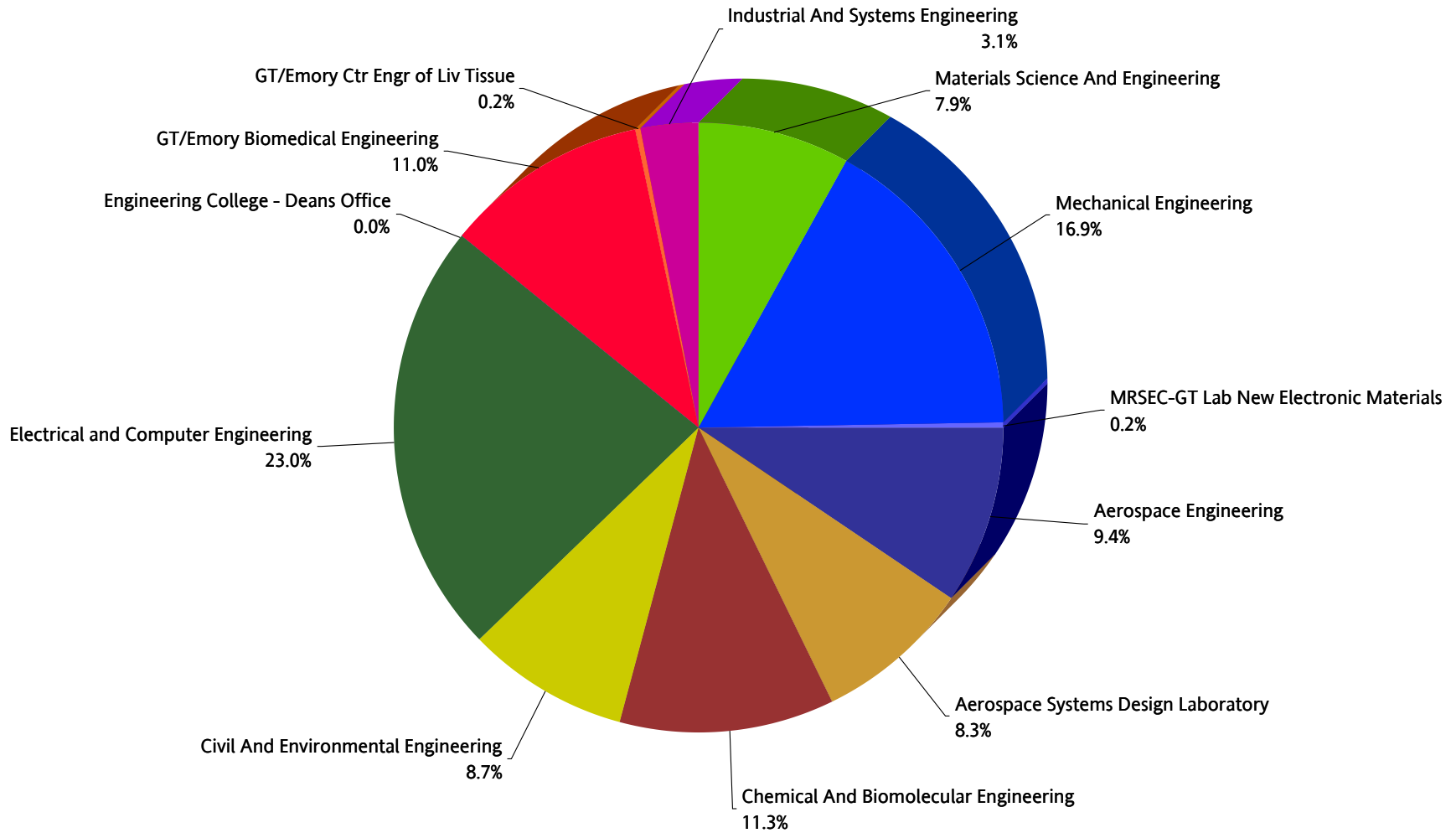


GEORGIA INSTITUTE OF TECHNOLOGY

FY 2014 ANNUAL REPORT

FY 2014 College of Engineering F&A Costs

TOTAL \$42,209,000

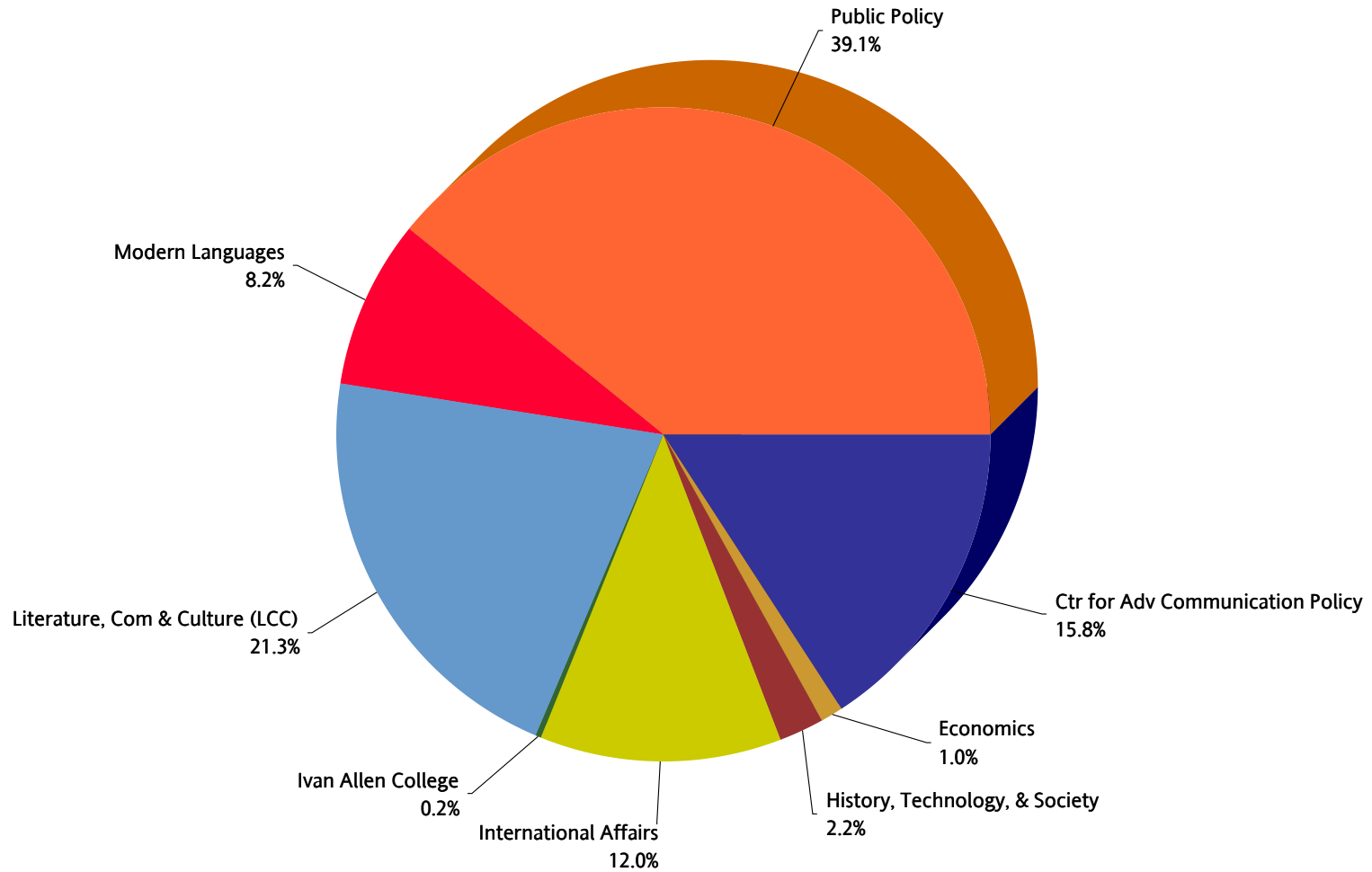


GEORGIA INSTITUTE OF TECHNOLOGY

FY 2014 ANNUAL REPORT

FY 2014 Ivan Allen College F&A Costs

TOTAL \$979,000



GEORGIA INSTITUTE OF TECHNOLOGY

Reporting Context

FY 2014

Sponsored Program Expenditures

Research

Direct	\$	435,617,176
Indirect *		177,245,978
Total		<u><u>612,863,154</u></u>

Other Sponsored

Direct		62,912,158
Indirect		2,430,829
Total *		<u><u>65,342,987</u></u>

Total Sponsored 678,206,141

Scholarships & Fellowships

43,557,334

Total

Direct		542,086,668
F&A Costs*		179,676,807
Total	\$	<u><u>721,763,475</u></u>

* Includes GTRC/GTARC Indirect Collections of \$48,780,715 and Excludes GTAA Personal Services of \$17,094,677

Research Expenditures

Sponsor Funded

Direct \$ 435,617,176

Institute Funded Research

Resident Instruction

Architecture	4,084,211
Computing	9,949,429
Engineering	62,233,754
Sciences	27,421,747
Ivan Allen	1,451,273
Business	465,288
Other Centers**	25,687,426
Total RI	<u><u>131,293,128</u></u>

GTRI 97,994,050

GTPE -

EII 2,260,940

Total Institute Sponsored 231,548,118

Total Research \$ 667,165,294

** Includes Georgia Research Alliance and Research Support. Lottery funds distributed to departments/units.