

Georgia Institute of Technology

FY 2007 ANNUAL REPORT OF SPONSORED PROGRAM ACTIVITY



September 10, 2007

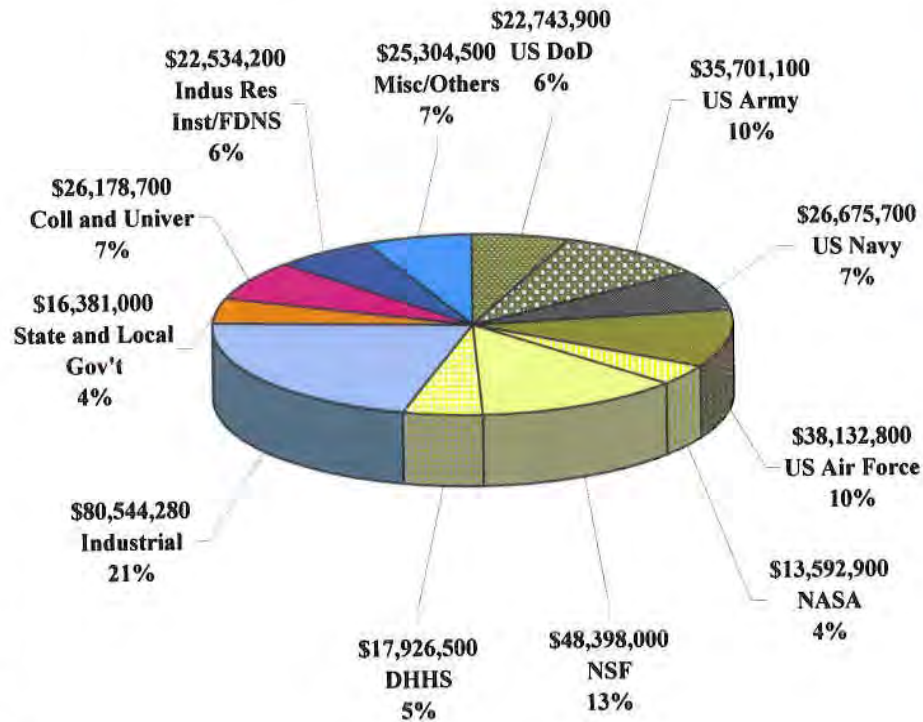
Prepared by the Office of Grants and Contracts Accounting

GEORGIA INSTITUTE OF TECHNOLOGY FY07 ANNUAL REPORT OF SPONSORED PROGRAM ACTIVITY

TABLE OF CONTENTS

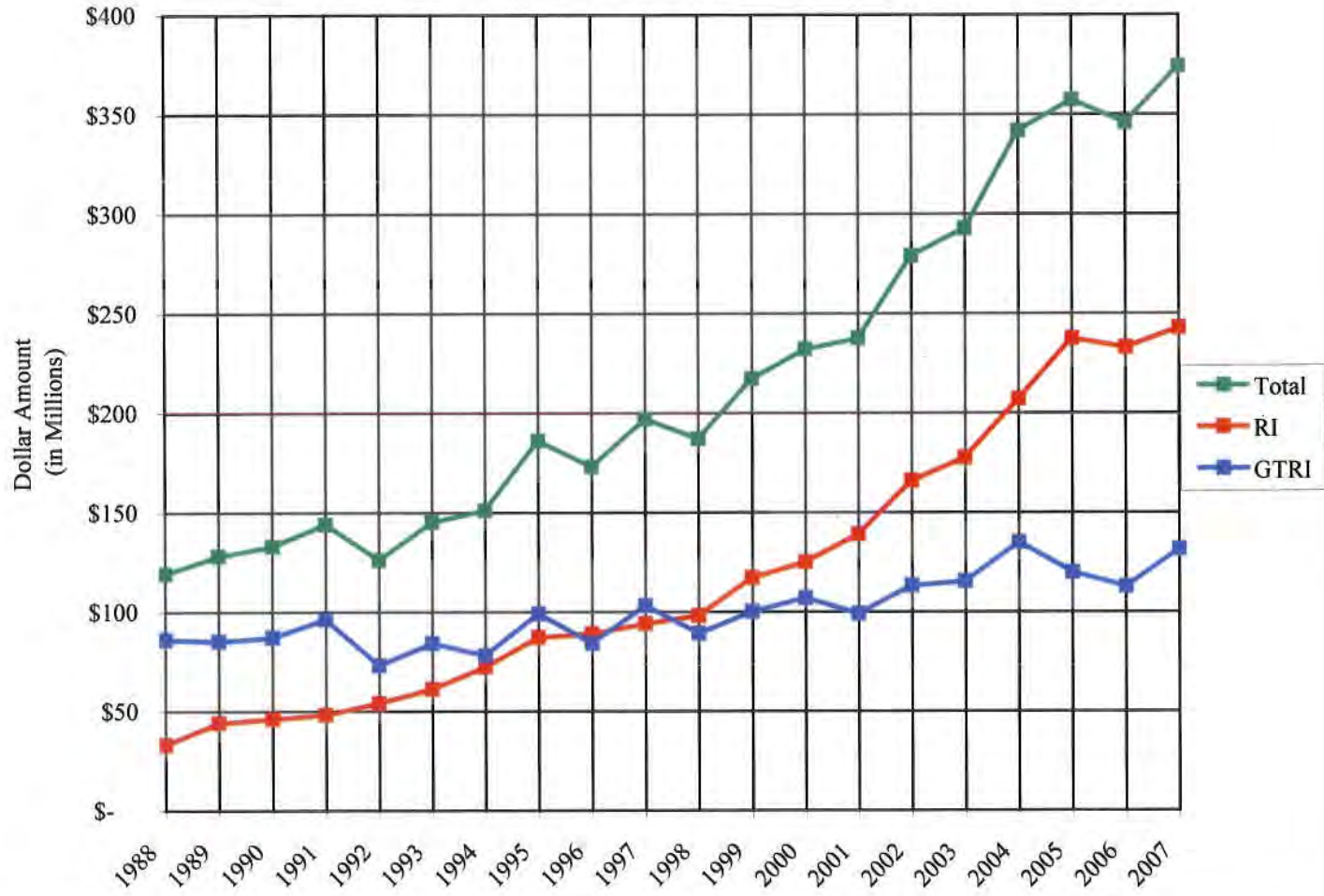
	Page
NEW SPONSORED PROGRAM AWARDS	
FY07 New Sponsored Program Awards by Funding Source	1
20 Year Trend Analysis of New Sponsored Program Awards by Value	2
FY07 New Awards By Unit/Sponsor	3
FY07 New Sponsored Program Awards by College/Unit	4
20 Year Trend Analysis of Submitted Proposals and New Sponsored Program Awards	5
SPONSORED PROGRAMS TOTAL COSTS	
Trend Analysis of Sponsored Programs Total Costs	6
Sponsored Programs Costs by Major Source	7
Sponsored Programs Costs by College/Unit	8
FY07 Sponsored Program Costs by Natural Classification	9
SPONSORED PROGRAMS DIRECT COSTS	
Trend Analysis of Sponsored Programs Direct Costs	10
Sponsored Programs Direct Costs by Major Source	11
Resident Instruction - FY07 Sponsored Direct Costs by College/Unit	12
Resident Instruction - FY07 Sponsored Direct Costs(% Change Over Prior Year)	13
College of Computing - FY07 Sponsored Direct Costs	14
College of Sciences - FY07 Sponsored Direct Costs	15
College of Engineering - FY07 Sponsored Direct Costs	16
Ivan Allen College - FY07 Sponsored Direct Costs	17
GIT- FY07 Number of Projects/Sub-projects as of June 30, 2007	18
Trend Analysis of Graduate Student Tuition Remission Recoveries	19
Graduate Student Tuition Remission Recoveries - FY07	20
SPONSORED PROGRAMS FACILITIES & ADMINISTRATIVE COST RECOVERIES	
Trend Analysis of Sponsored Programs Facilities & Administrative Cost Recoveries	21
Sponsored Programs Facilities & Administrative Costs by Major Source	22
Resident Instruction - By College/Unit	23
Resident Instruction Facilities & Administrative Rates - FY 2003 to FY 2007	24
Resident Instruction - FY07 Facilities & Administrative Cost Recoveries by College/Unit	25
College of Computing - FY07 Facilities & Administrative Cost Recoveries	26
College of Sciences - FY07 Facilities & Administrative Cost Recoveries	27
College of Engineering - FY07 Facilities & Administrative Cost Recoveries	28
Ivan Allen College - FY07 Facilities & Administrative Cost Recoveries	29
Reporting Context - Expenditures for Sponsored Programs, Sponsored Research, and Total Research	30

FY07 New Awards By Sponsor



<i>Funding Source</i>	<i>FY06 Total</i>	<i>FY07 Total</i>	<i>% Incr/Decr</i>
US DoD	\$17,766,406	\$22,743,949	28%
US Army	\$25,844,309	\$35,701,139	38%
US Navy	\$18,024,687	\$26,675,669	48%
US Air Force	\$44,952,529	\$38,132,817	-15%
NASA	\$14,368,520	\$13,592,850	-5%
NSF	\$45,813,017	\$48,398,006	6%
DHHS (NIH)	\$20,671,784	\$17,926,502	-13%
Industrial	\$57,795,081	\$80,544,280	39%
State and Local Gov't	\$8,186,507	\$16,381,046	100%
Colleges and Universities	\$24,383,360	\$26,178,706	7%
Indus Res	\$29,643,056	\$22,534,221	-24%
Inst/FDNS	\$38,274,356	\$25,304,403	-34%
TOTAL	\$345,723,612	\$374,113,587	8%

New Awards by Value Fiscal Years 1988 through 2007



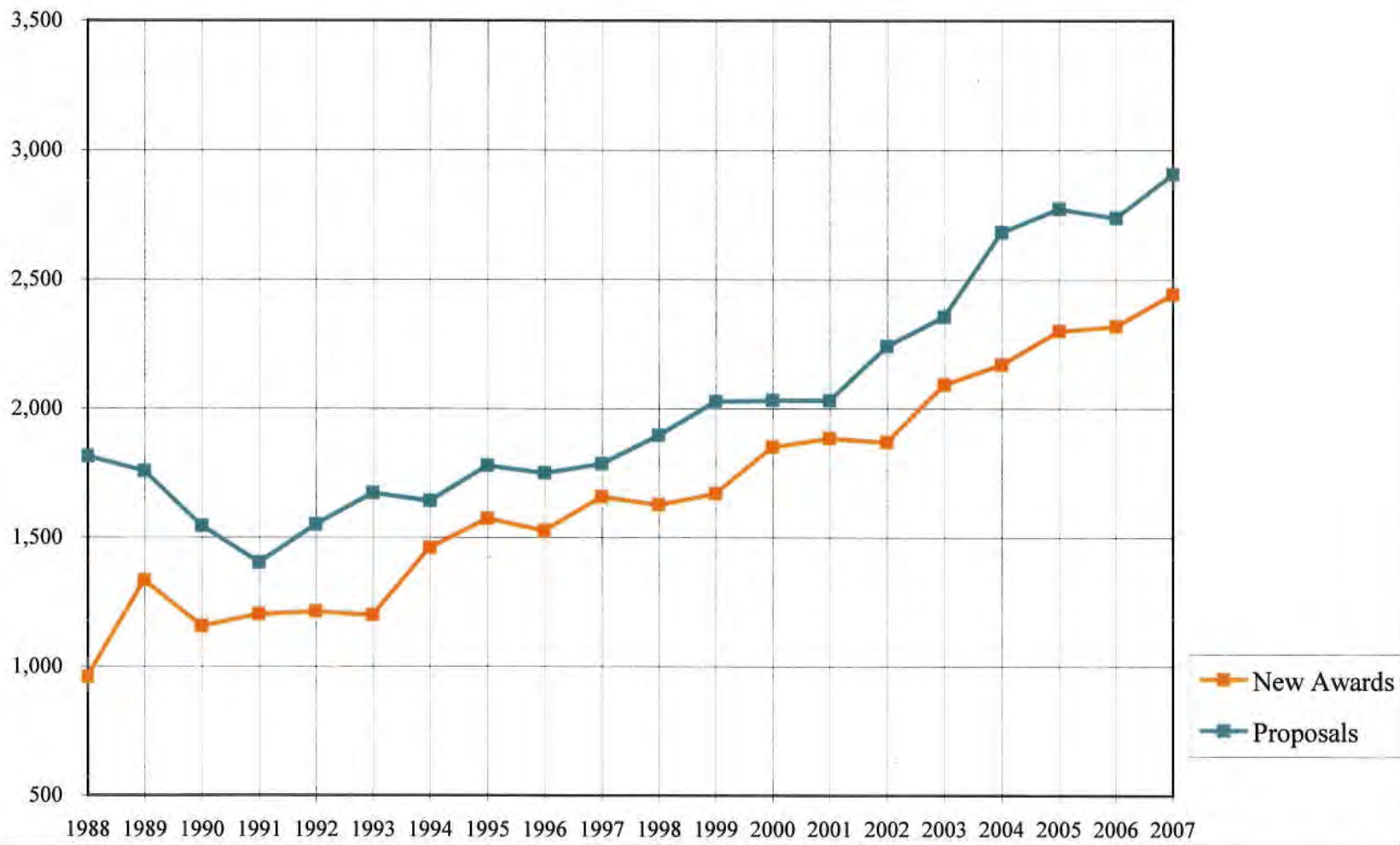
FY07
New Awards By Unit/Sponsor

<i>Funding Source</i>	<i>RI</i>	<i>GTRI</i>	<i>Total</i>
US Department of Defense	\$2,852,305	\$19,891,644	\$22,743,949
US Army	\$7,634,466	\$28,066,673	\$35,701,139
US Navy	\$14,075,580	\$12,600,089	\$26,675,669
US Air Force	\$11,371,897	\$26,760,920	\$38,132,817
NASA	\$13,275,867	\$316,983	\$13,592,850
NSF	\$48,398,006	-	\$48,398,006
DHHS	\$17,695,488	\$231,014	\$17,926,502
Industrial	\$49,498,218	\$31,046,062	\$80,544,280
State and Local			
Governments	\$10,604,169	\$5,776,877	\$16,381,046
Colleges and Universities	\$25,628,137	\$550,569	\$26,178,706
Indus Res Inst/FDNS	\$21,535,490	\$998,731	\$22,534,221
Misc/Others	\$20,049,231	\$5,255,171	\$25,304,402
TOTAL	\$242,618,854	\$131,494,733	\$374,113,587

FY07 New Sponsored Awards By College/Unit

COLLEGE/UNIT	FY06 Total	FY07 Total	% Incr/Decr
GTRI	\$112,675,331	\$131,494,733	17%
TOTAL R.I.	\$233,048,281	\$242,618,854	4%
Architecture	\$7,428,295	\$4,248,947	-43%
Computing	\$14,579,392	\$22,527,561	55%
Science	\$43,347,741	\$42,476,962	-2%
Engineering	\$120,699,682	\$119,286,058	-1%
Ivan Allen	\$4,323,830	\$4,725,861	9%
Management	\$2,367,650	\$2,058,043	-13%
IPST	\$2,566,529	\$3,545,952	38%
Centers and Others	\$37,735,161	\$43,749,471	16%
TOTAL - GTRI & R.I.	\$345,723,612	\$374,113,587	8%

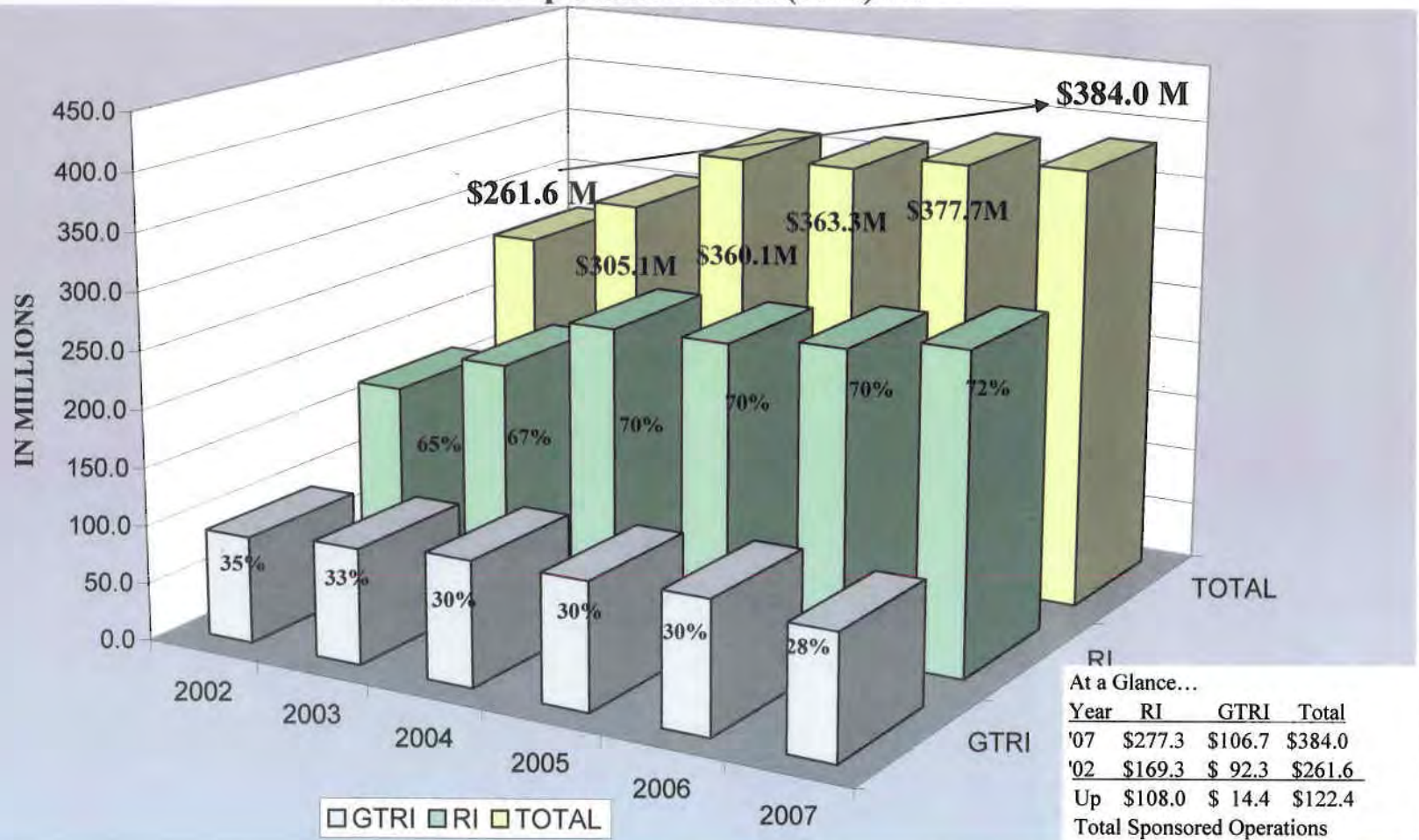
**Number of New Awards and Proposals
Fiscal Years 1988 through 2007**



**SPONSORED PROGRAMS TOTAL COSTS
FISCAL YEAR 2007**

**GEORGIA INSTITUTE OF TECHNOLOGY
 FY 07 ANNUAL REPORT
 FY2002 - FY2007 TREND ANALYSIS OF SPONSORED PROGRAM
 TOTAL COSTS**

Costs are up \$122.4 Million (47%).....

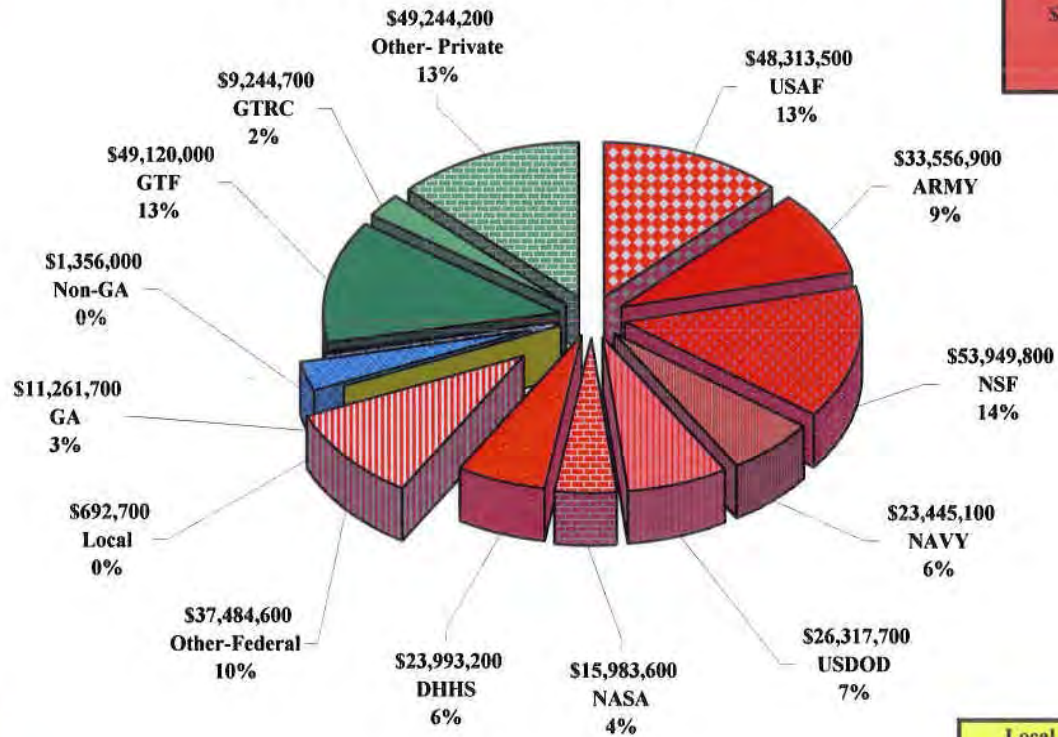


Sponsored Program Costs By Major Source FY07

TOTAL: \$384.0 Million

Private Funds
 \$107,608,900
 28%

Federal Funds
 \$263,044,400
 69%



State Funds
 \$12,617,700
 3%

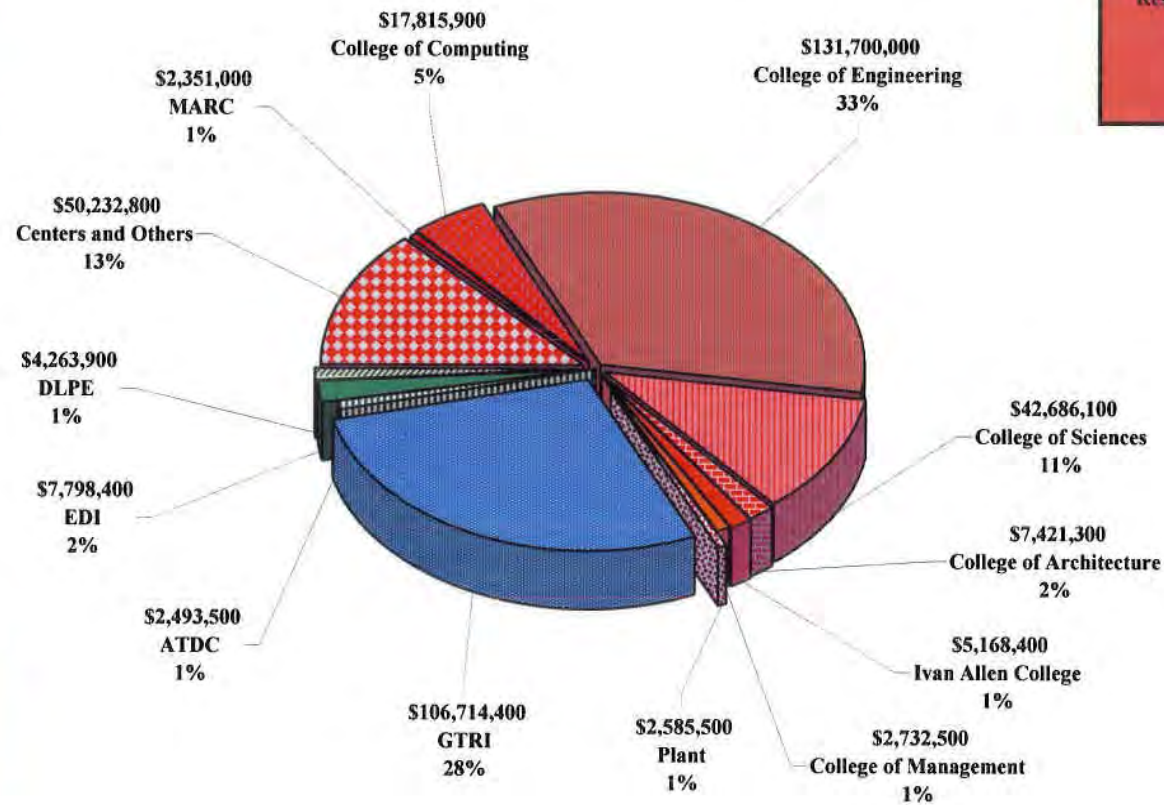
Local Funds
 \$ 692,700
 0%

Sponsored Program Costs By College / Unit FY07

TOTAL: \$384.0 Million

Other Units
\$14,555,800
4%

Resident Instruction
262,693,500
68%



GTRI
\$106,714,400
28%

**Sponsored Program Costs By Natural Classification
FY07**

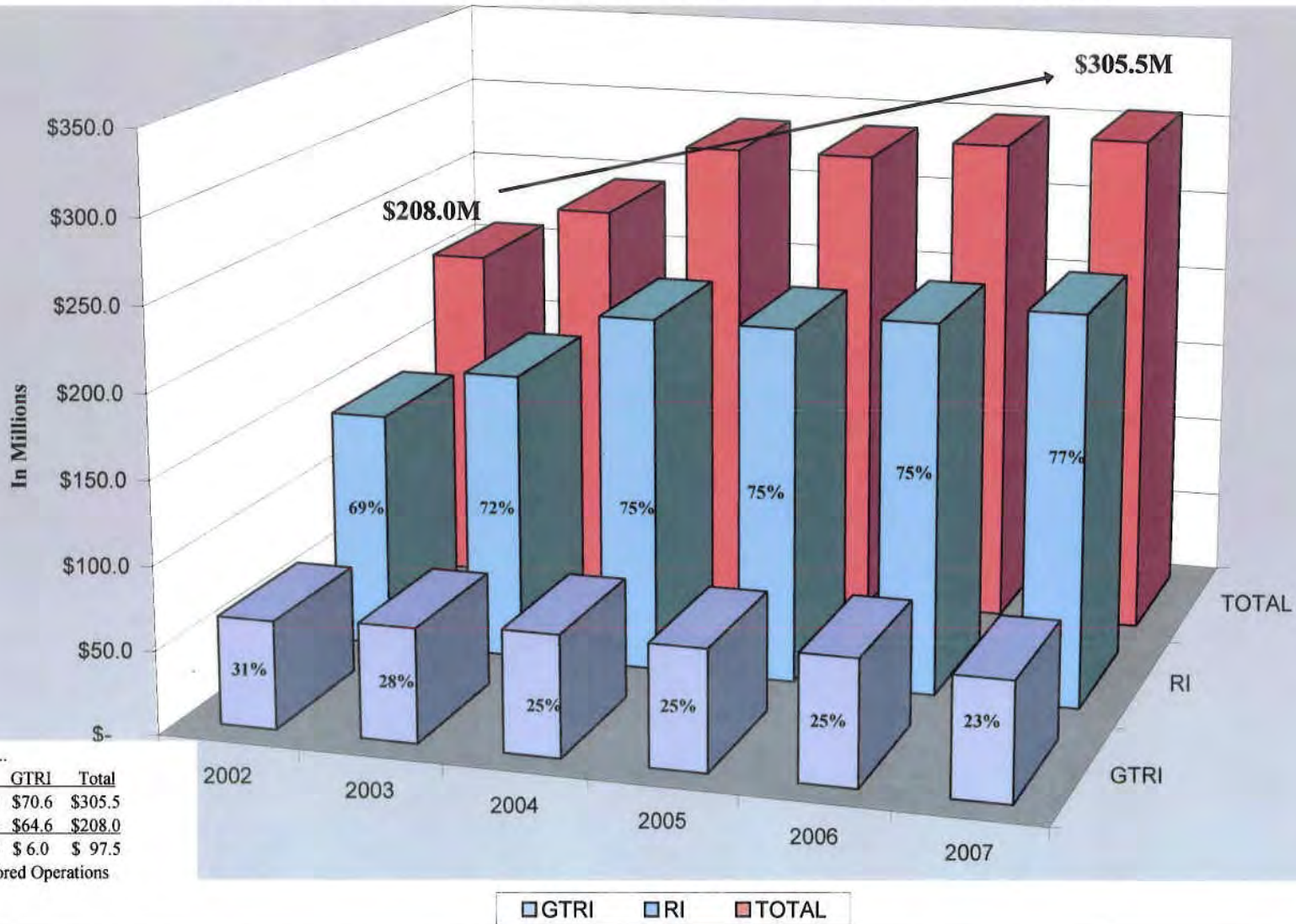
<i>Classification</i>	<i>GTRI</i>		<i>RI</i>	
	<i>FY06</i>	<i>FY07</i>	<i>FY06</i>	<i>FY07</i>
Faculty Salaries	\$28,549,830	\$29,124,863	\$44,697,208	\$47,031,124
Staff Salaries	\$4,664,344	\$3,970,724	\$12,889,185	\$13,180,516
Graduate Asst Salaries	\$362,540	\$345,585	\$39,365,292	\$41,309,105
Other Salaries	\$7,660,498	\$7,824,108	\$3,739,449	\$5,012,892
Fringe Benefits	\$9,448,473	\$9,647,248	\$12,685,458	\$13,803,932
Tuition Remission	\$85,803	\$101,261	\$8,521,281	\$10,728,400
Supplies & Svcs (Trvl Incl)	\$22,496,003	\$18,413,984	\$91,623,985	\$93,388,302
Equipment	\$1,579,999	\$1,187,743	\$10,419,771	\$10,380,923 (1)
Sch/Fel	\$0	\$0	\$24,292,864	\$27,243,011 (2)
F&A Charges	\$39,163,034	\$36,098,875	\$39,740,343	\$42,414,077
TOTAL	\$114,010,524	\$106,714,391	\$287,974,836	\$304,492,282

Note (1) : Total excludes GTF projects for land and facilities in the amount of \$2,062,310.23

Note (2) : Sch/Fel amount does not include \$26,532,612 in Ga Governor & Hope Scholarships

**DIRECT COSTS
FISCAL YEAR 2007**

**GEORGIA INSTITUTE OF TECHNOLOGY
 FY 07 ANNUAL REPORT
 FY02-FY07 TREND ANALYSIS OF SPONSORED PROGRAMS DIRECT COSTS
 Sparked by 64% RI growth, Institute Direct Costs are up \$98 Million (47%) ...**

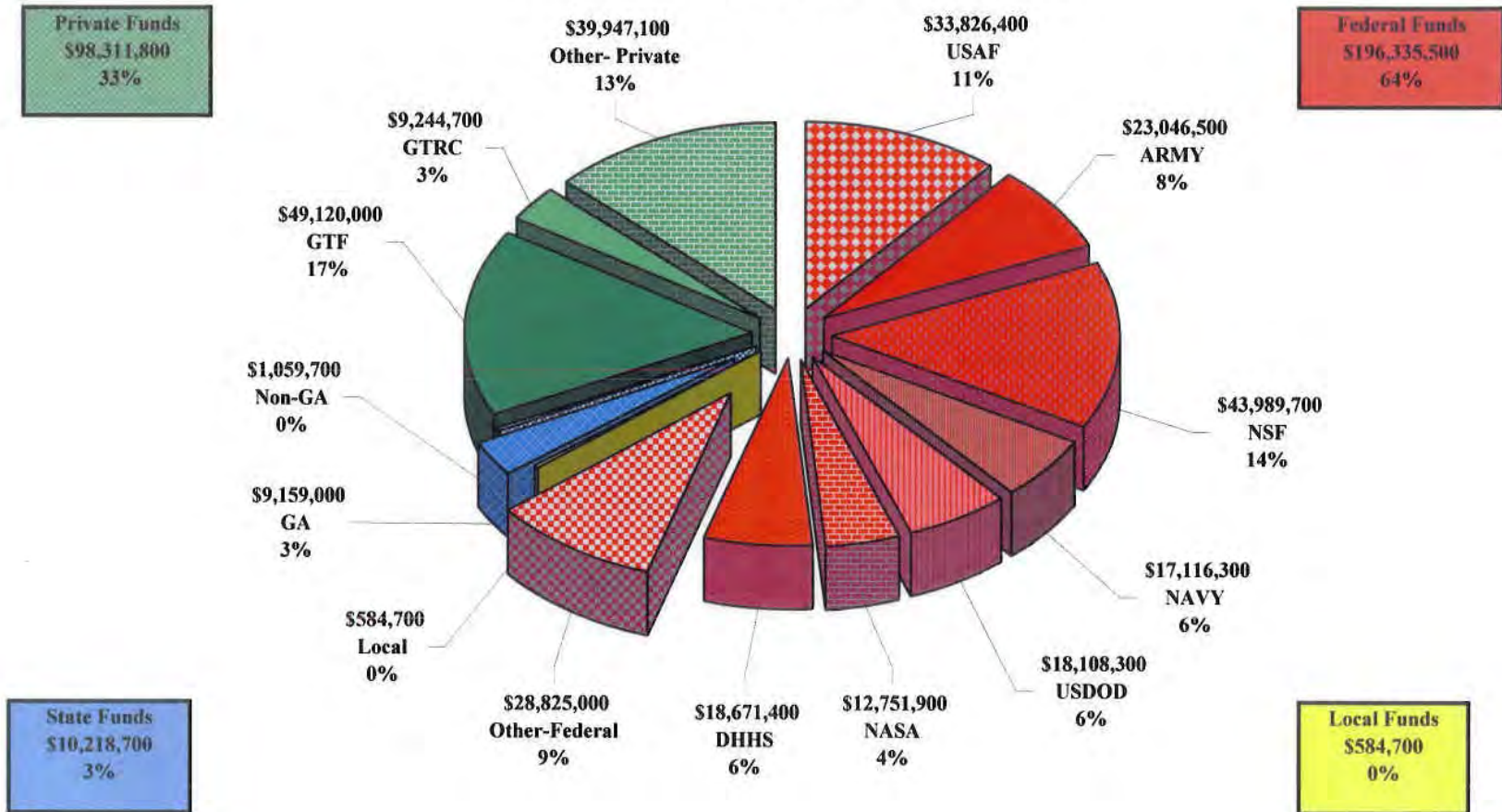


At a Glance...

Year	RI	GTRI	Total
'07	\$234.9	\$70.6	\$305.5
'02	\$143.4	\$64.6	\$208.0
Up \$	\$91.5	\$6.0	\$97.5
Total Sponsored Operations			

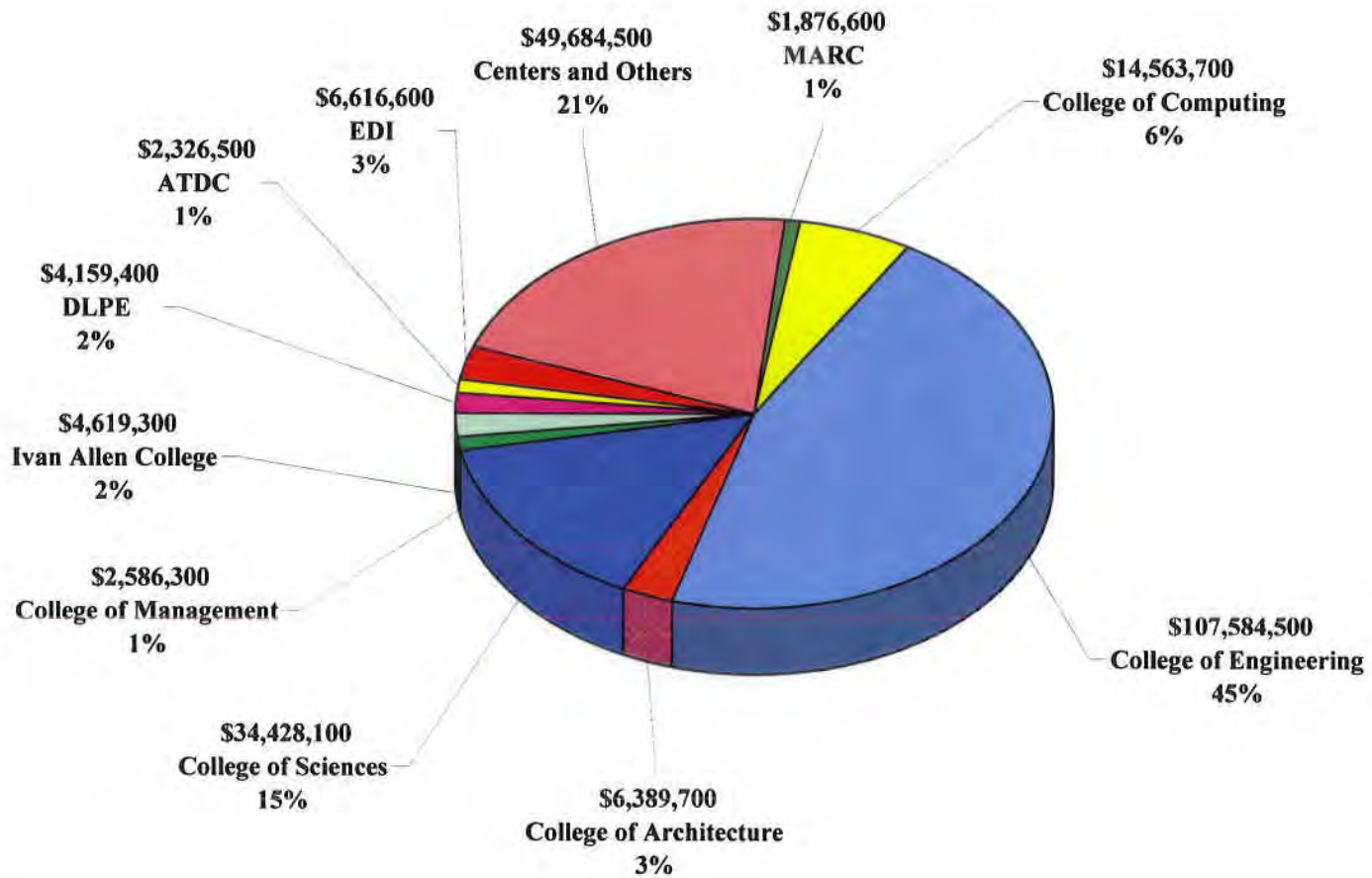
Sponsored Program By Major Source FY07 Direct Costs

TOTAL: \$305.5 Million



RESIDENT INSTRUCTION AND OTHER UNITS FY07 Direct Costs

Total: \$234,835,200

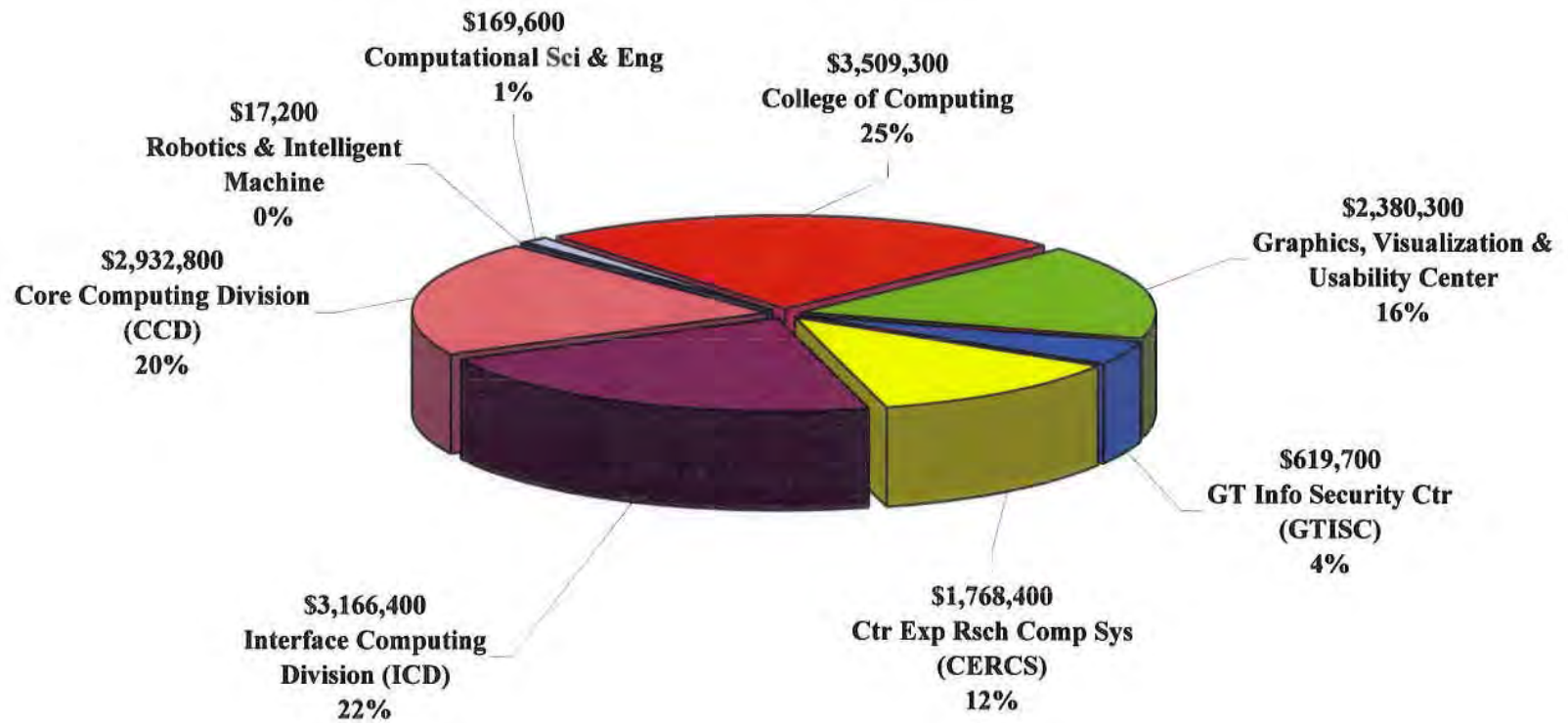


RESIDENT INSTRUCTION AND OTHER UNITS
FY07 Direct Costs

<i>COLLEGE/UNIT</i>	<i>FY06</i>	<i>FY07</i>	<i>% Incr/Decr</i>
Centers & Others	\$52,178,700	\$49,684,500	-5%
MARC	\$2,360,500	\$1,876,600	-20%
College of Computing	\$12,289,100	\$14,563,700	19%
College of Engineering	\$98,937,600	\$107,584,500	9%
College of Architecture	\$6,363,600	\$6,389,700	0%
College of Sciences	\$33,096,700	\$34,428,100	4%
College of management	\$2,092,900	\$2,586,300	24%
Ivan Allen College	\$4,337,800	\$4,619,300	6%
DLPE	\$4,705,900	\$4,159,400	-12%
ATDC	\$1,335,200	\$2,326,500	74%
EDI	\$6,243,600	\$6,616,600	6%
<i>TOTAL</i>	\$223,941,600	\$234,835,200	5%

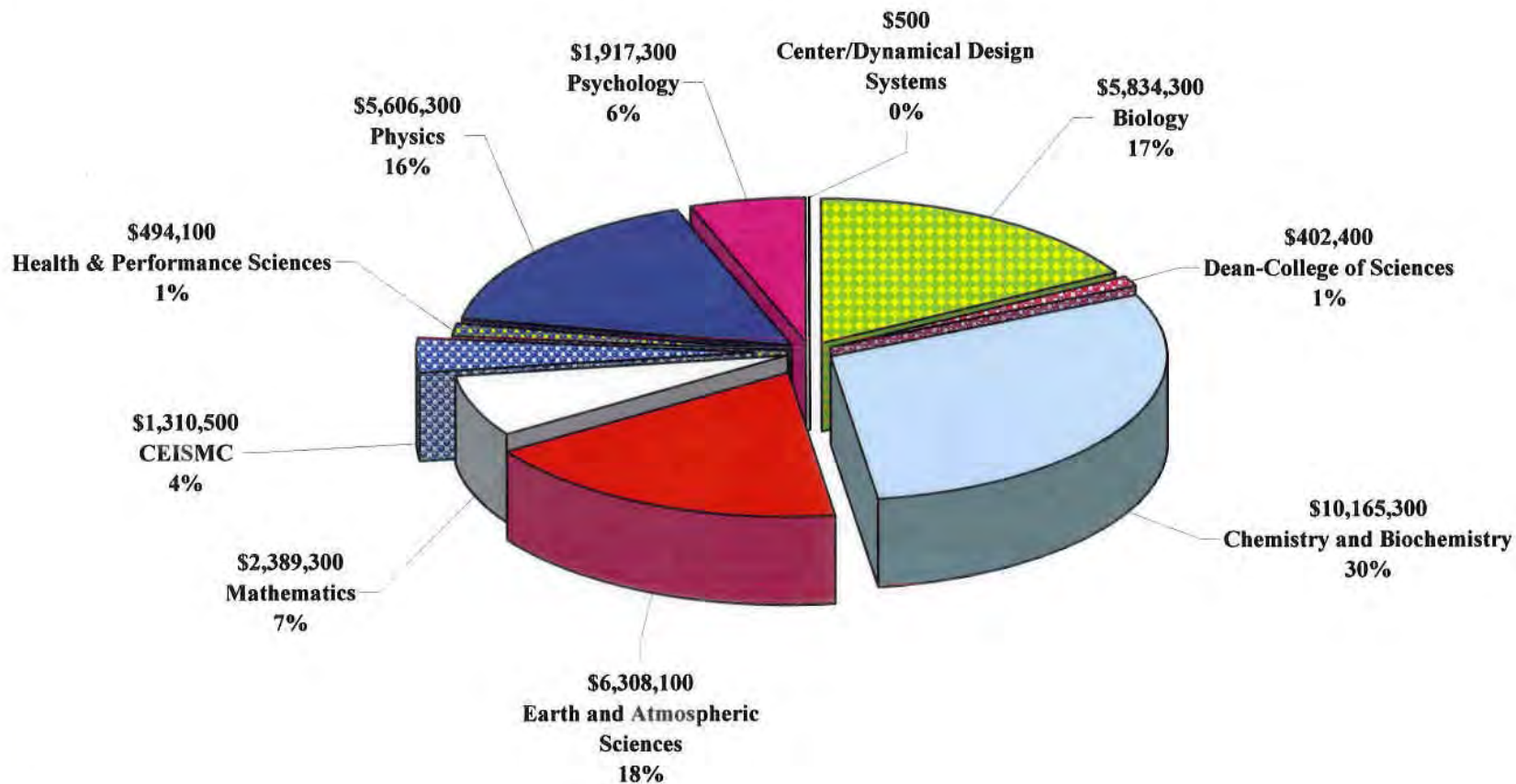
COLLEGE OF COMPUTING FY 07 Direct Costs

TOTAL: \$14,563,700



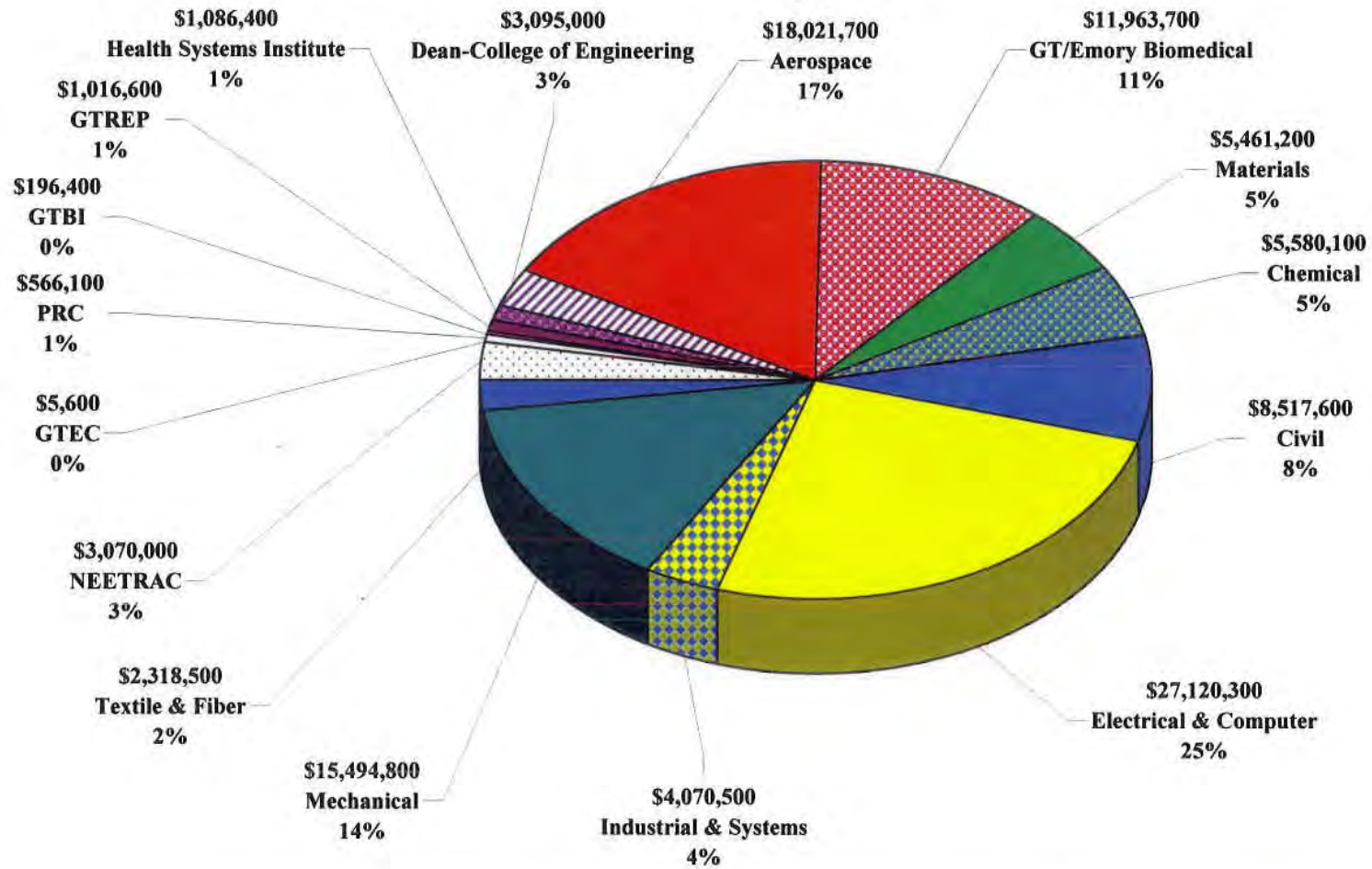
COLLEGE OF SCIENCES FY07 Direct Costs

TOTAL: \$34,428,100



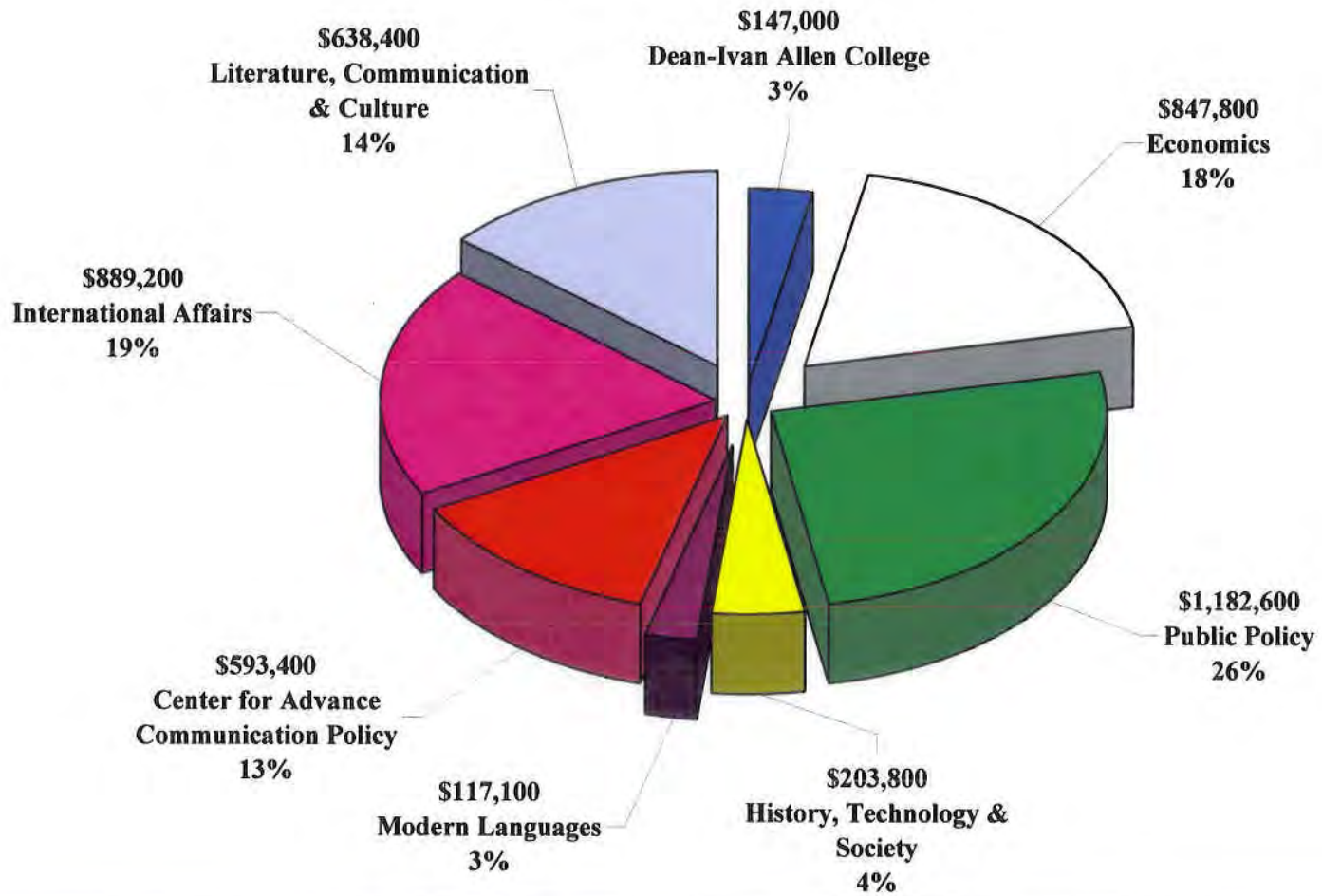
**COLLEGE OF ENGINEERING
FY07 Direct Costs**

TOTAL: \$107,584,500

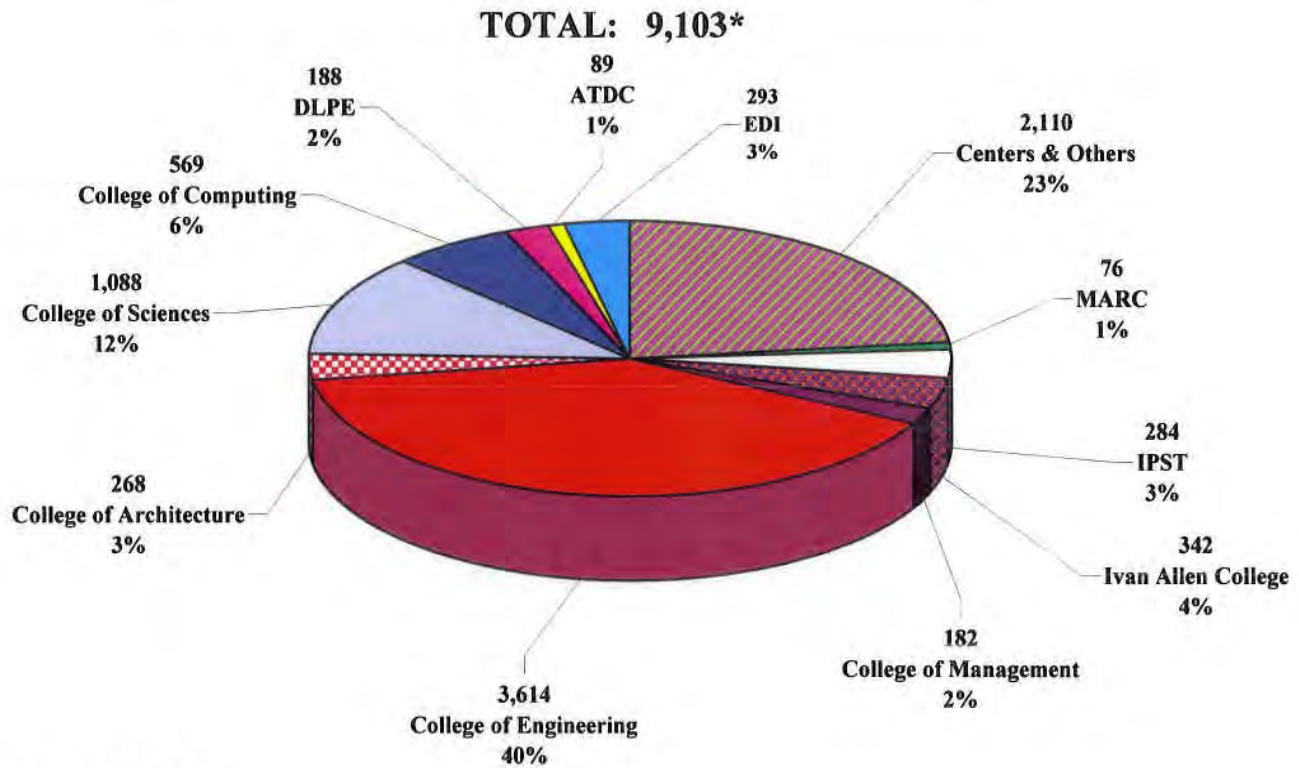


**IVAN ALLEN COLLEGE
FY07 Direct Costs**

TOTAL: \$4,619,300

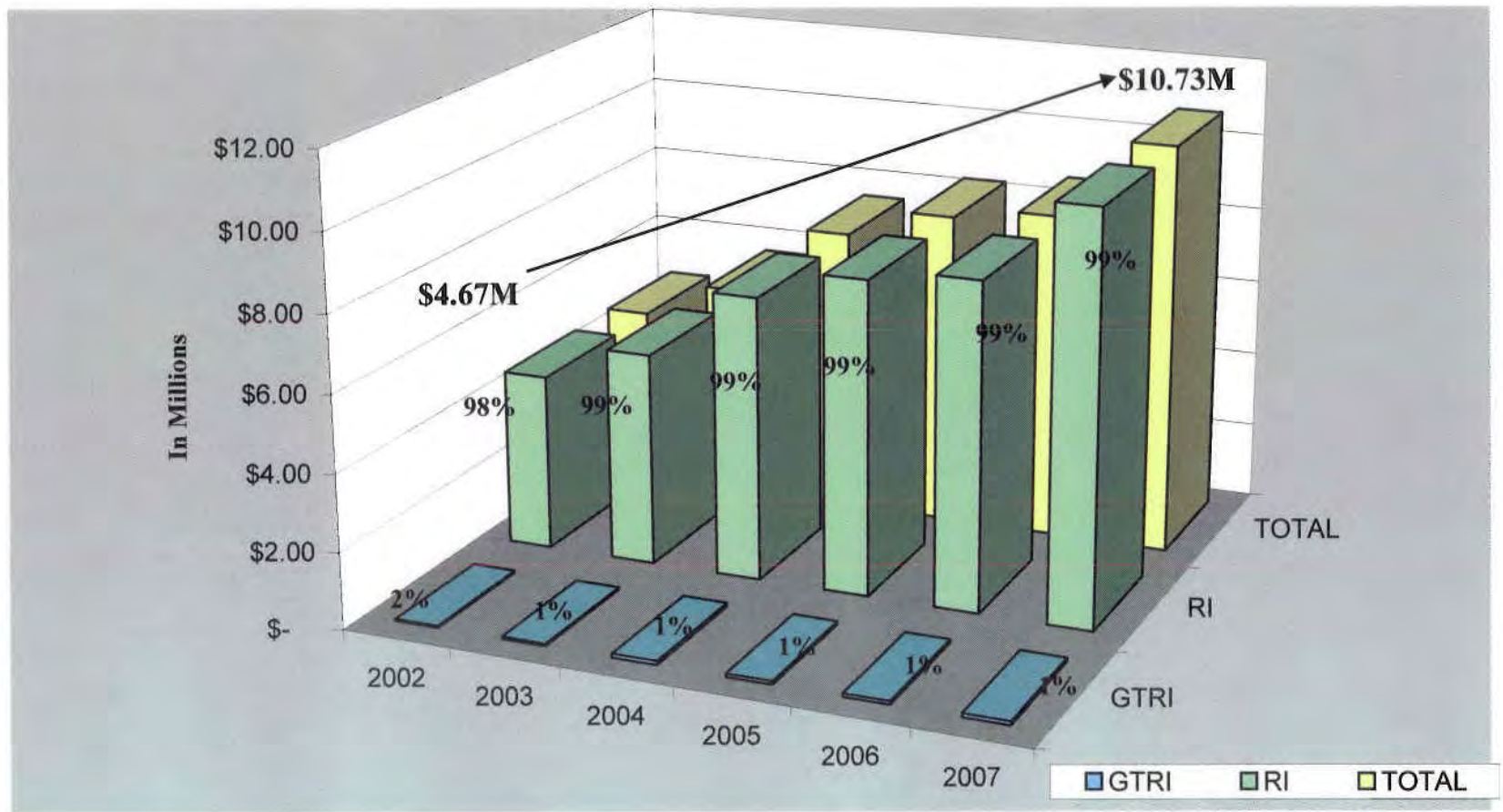


RESIDENT INSTRUCTION AND OTHER UNITS
Number of Projects/Sub-projects as of June 30, 2007



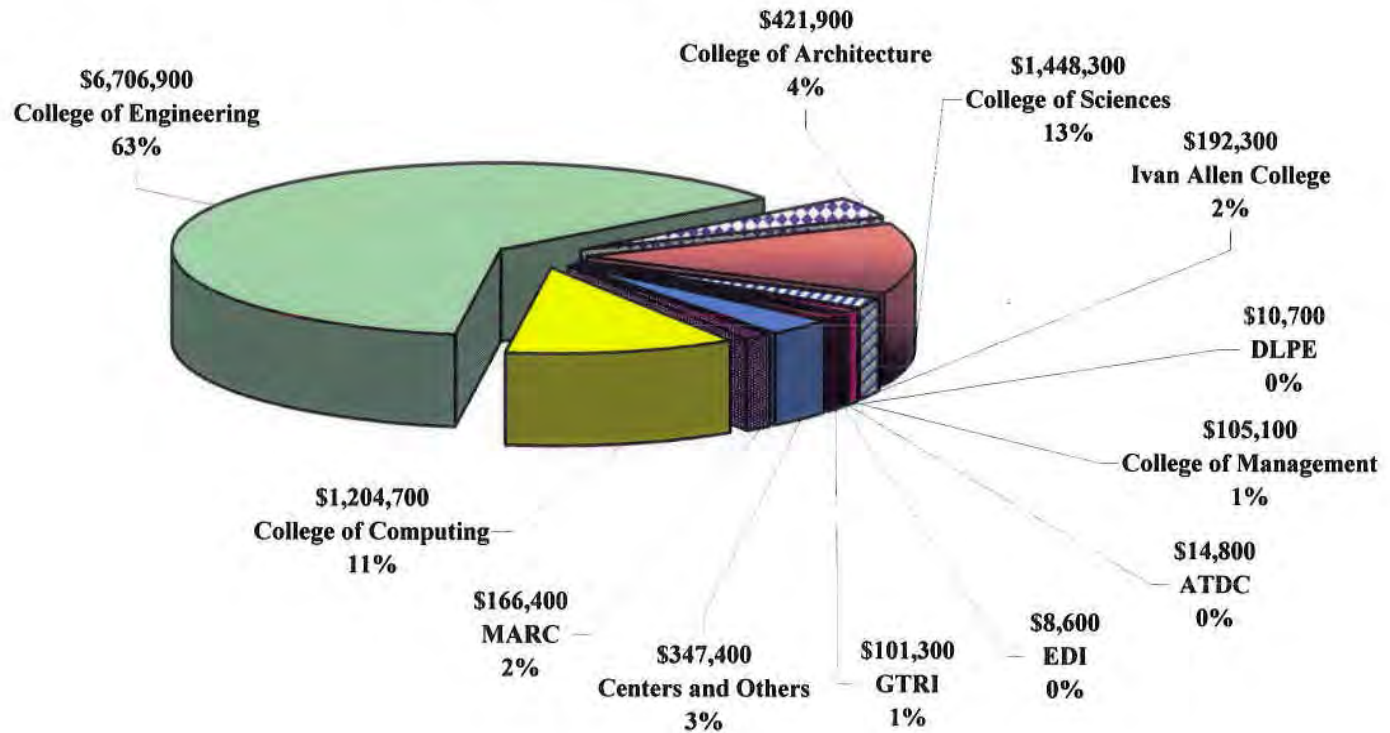
*Excludes Cost Sharing and Inactive Projects

**GEORGIA INSTITUTE OF TECHNOLOGY
 FY 07 ANNUAL REPORT
 FY02-FY07 TREND ANALYSIS OF GRADUATE STUDENT TUITION REMISSION
 RECOVERIES**



FY07 Graduate Student Tuition Remission Recoveries

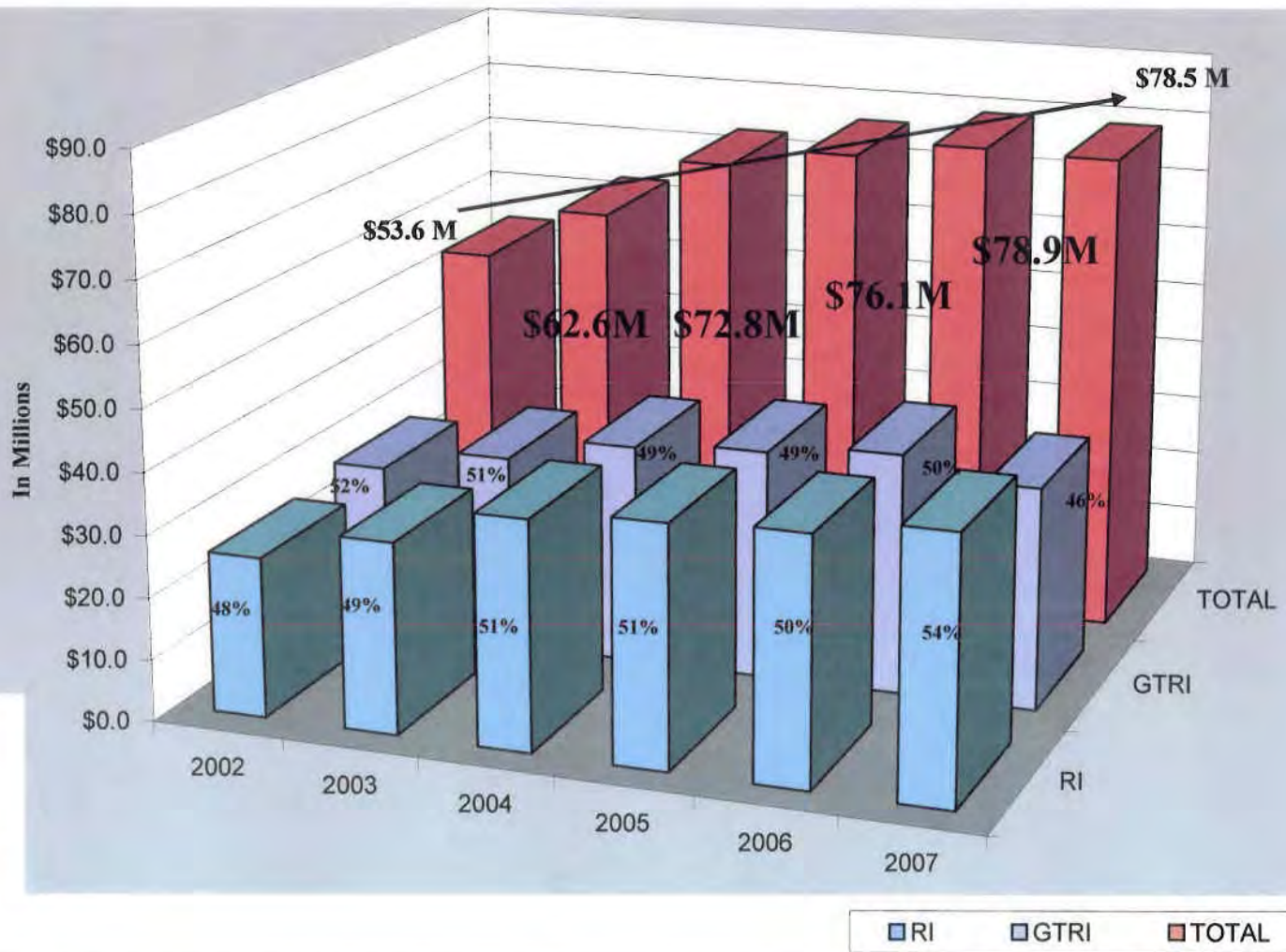
TOTAL: \$10,728,400



**FACILITIES AND ADMINISTRATIVE COST RECOVERIES
FISCAL YEAR 2007**

**GEORGIA INSTITUTE OF TECHNOLOGY
FY 07 ANNUAL REPORT
FY02-FY07 TREND ANALYSIS OF SPONSORED PROGRAMS FACILITIES & ADMINISTRATIVE COST RECOVERIES**

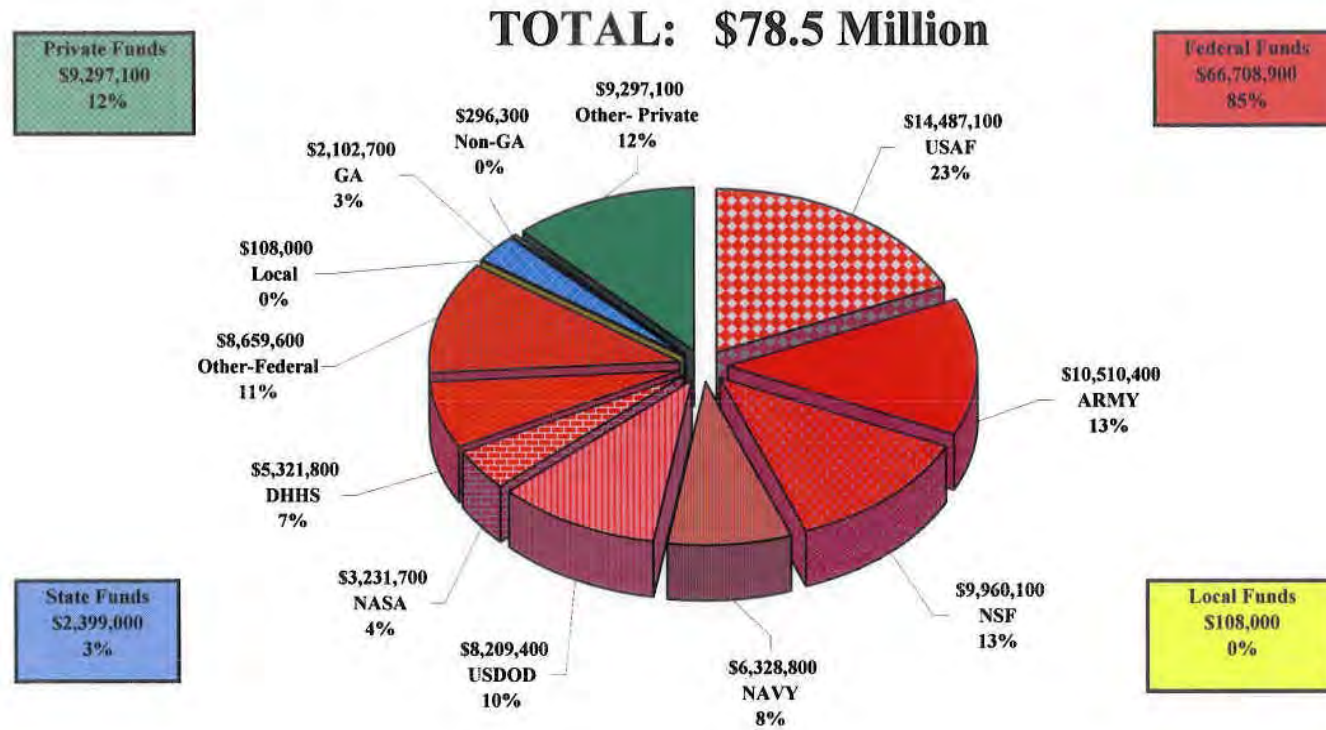
Institute portion of Facilities & Administrative Cost Recoveries are up \$25 Million (46%)...



At a Glance...

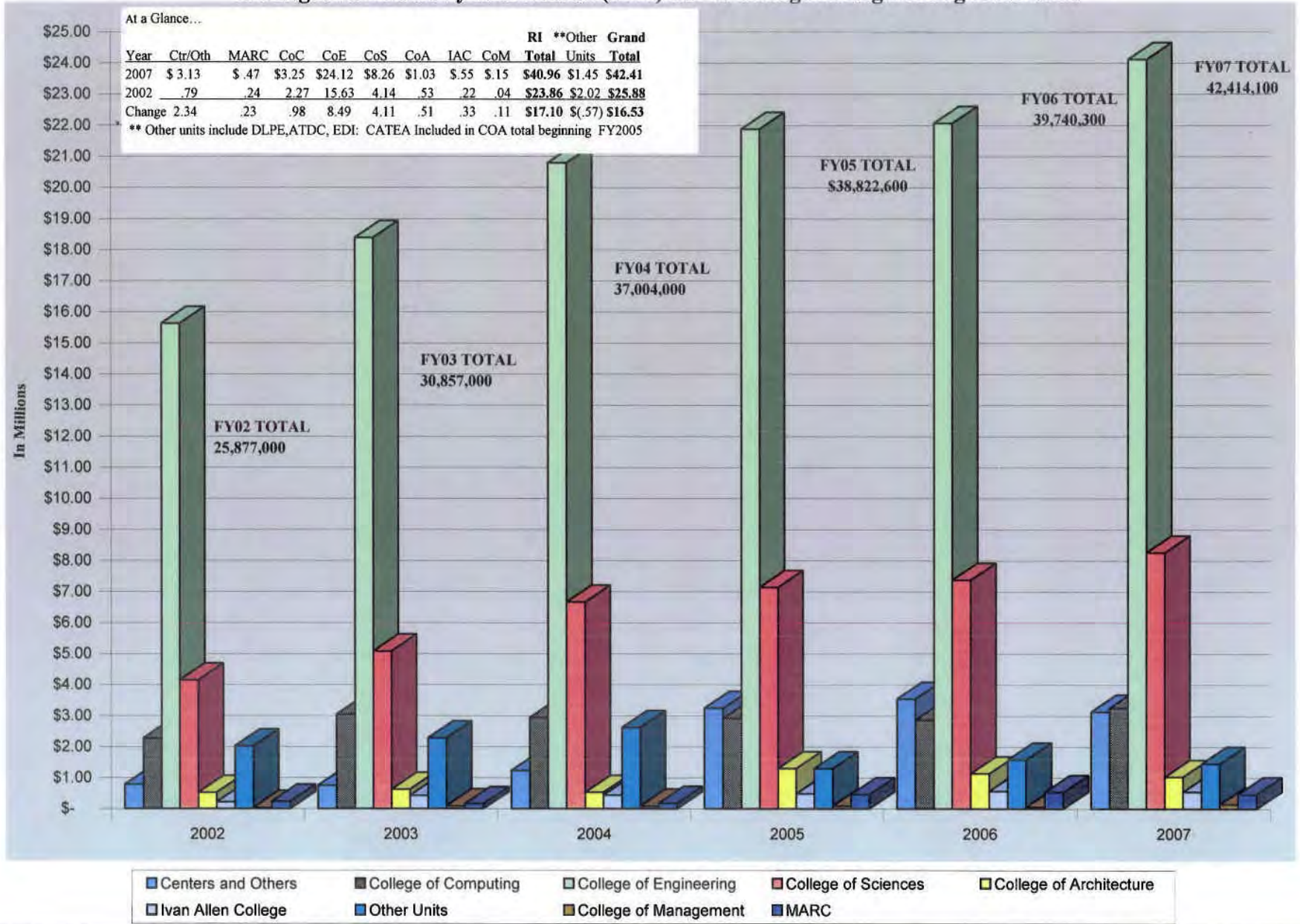
Year	RI*	GTRI	Total
'07	\$42.4	\$36.1	\$78.5
'02	\$25.9	\$27.7	\$53.6
Up	\$16.5	\$ 8.4	\$24.9

Sponsored Program By Major Source FY07 Facilities & Administrative Cost Recoveries



**GEORGIA INSTITUTE OF TECHNOLOGY
FY 07 ANNUAL REPORT**

**FY02-FY07 TREND ANALYSIS OF RI FACILITIES AND ADMINISTRATIVE COST RECOVERIES
GIT's growth fueled by \$8.5 Million (60%) rise in College of Engineering Recoveries**



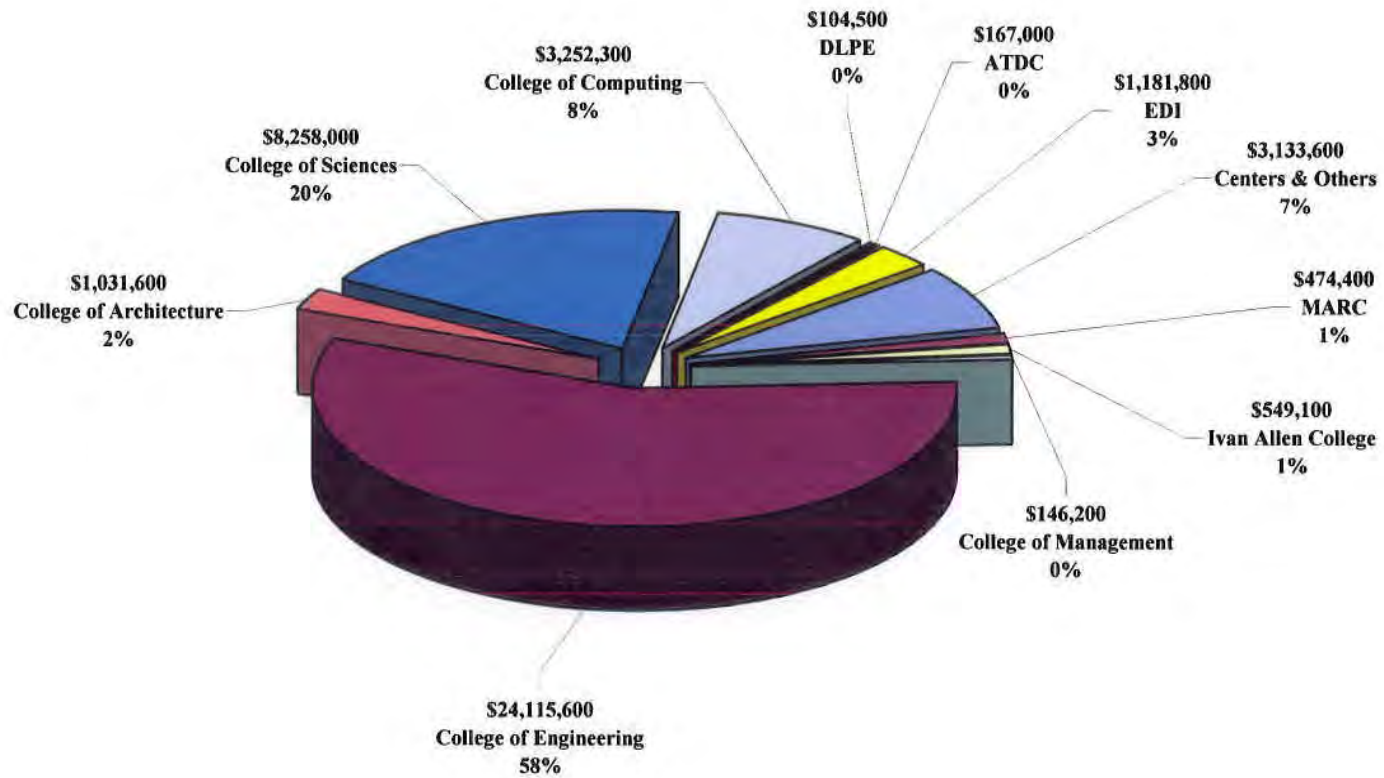
**GEORGIA INSTITUTE OF TECHNOLOGY
FY 07 ANNUAL REPORT
5 YEAR RI FACILITIES AND ADMINISTRATIVE RATES**

<i>Activity</i>	<i>FY 2003</i>	<i>FY 2004</i>	<i>FY 2005</i>	<i>FY 2006</i>	<i>FY 2007</i>
Research Capped	49.2%	49.4%	49.4%	49.4%	50.3%
Uncapped (DoD Contracts)	51.8%	51.2%	51.2%	51.2%	53.0%
Other Sponsored	34.9%	37.8%	37.8%	36.3%	36.3%
Instruction	44.6%	44.8%	44.8%	44.8%	51.0%
Industrial (Non-Government) (1)	52.3%	53.7%	53.7%	53.7%	54.6%

(1) Industrial Rates based on rate study. But not approved by ONR

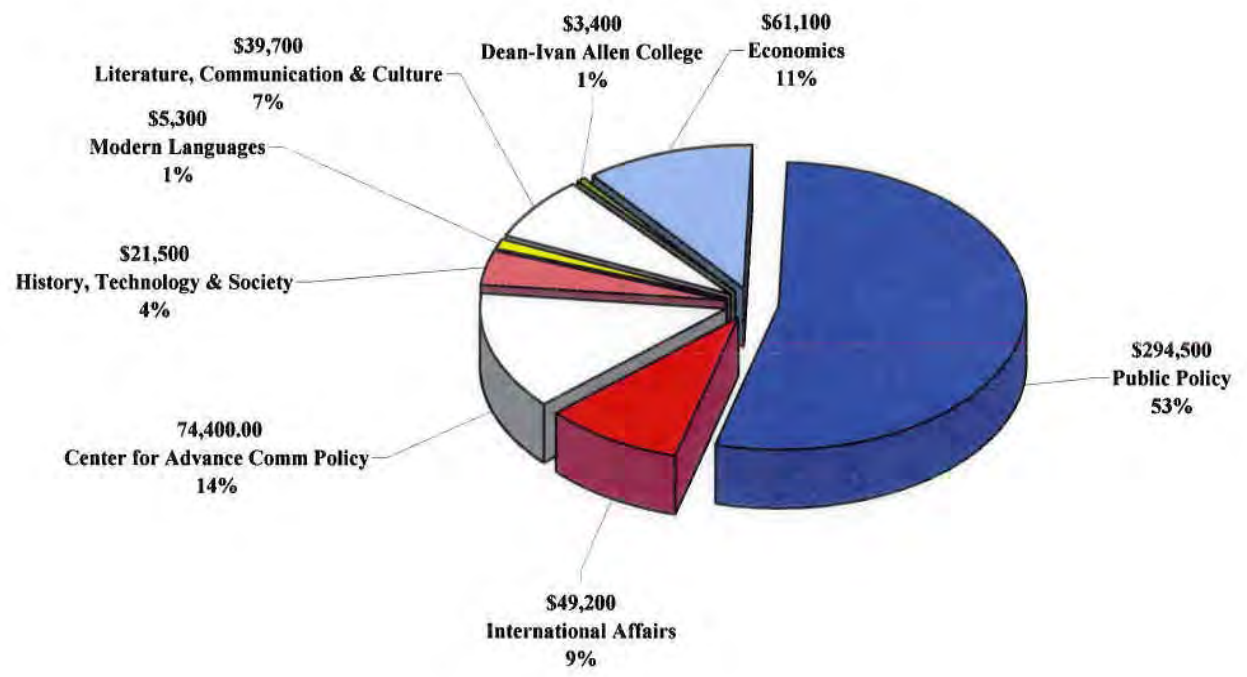
**RESIDENT INSTRUCTION AND OTHER UNITS
FY07 Facilities & Administrative Cost Recoveries**

TOTAL: \$42,414,100



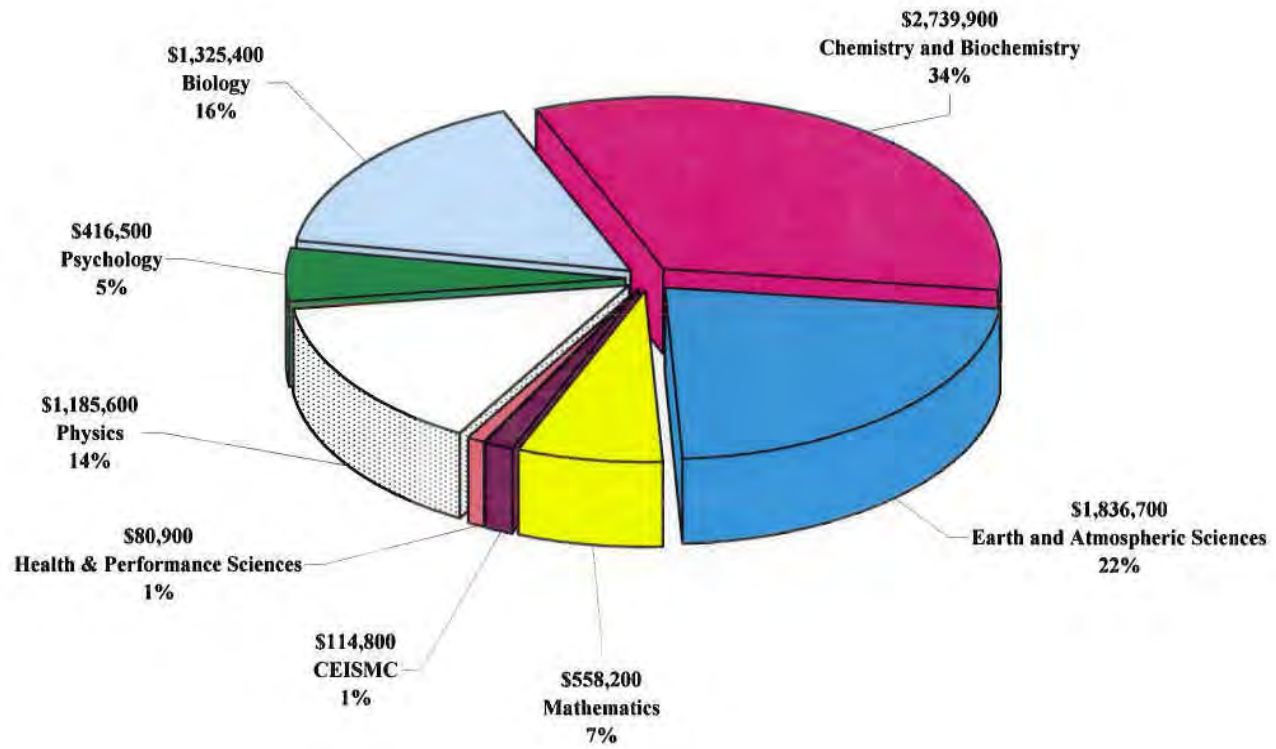
**IVAN ALLEN COLLEGE
FY07 Facilities & Administrative Cost Recoveries**

TOTAL: \$549,100



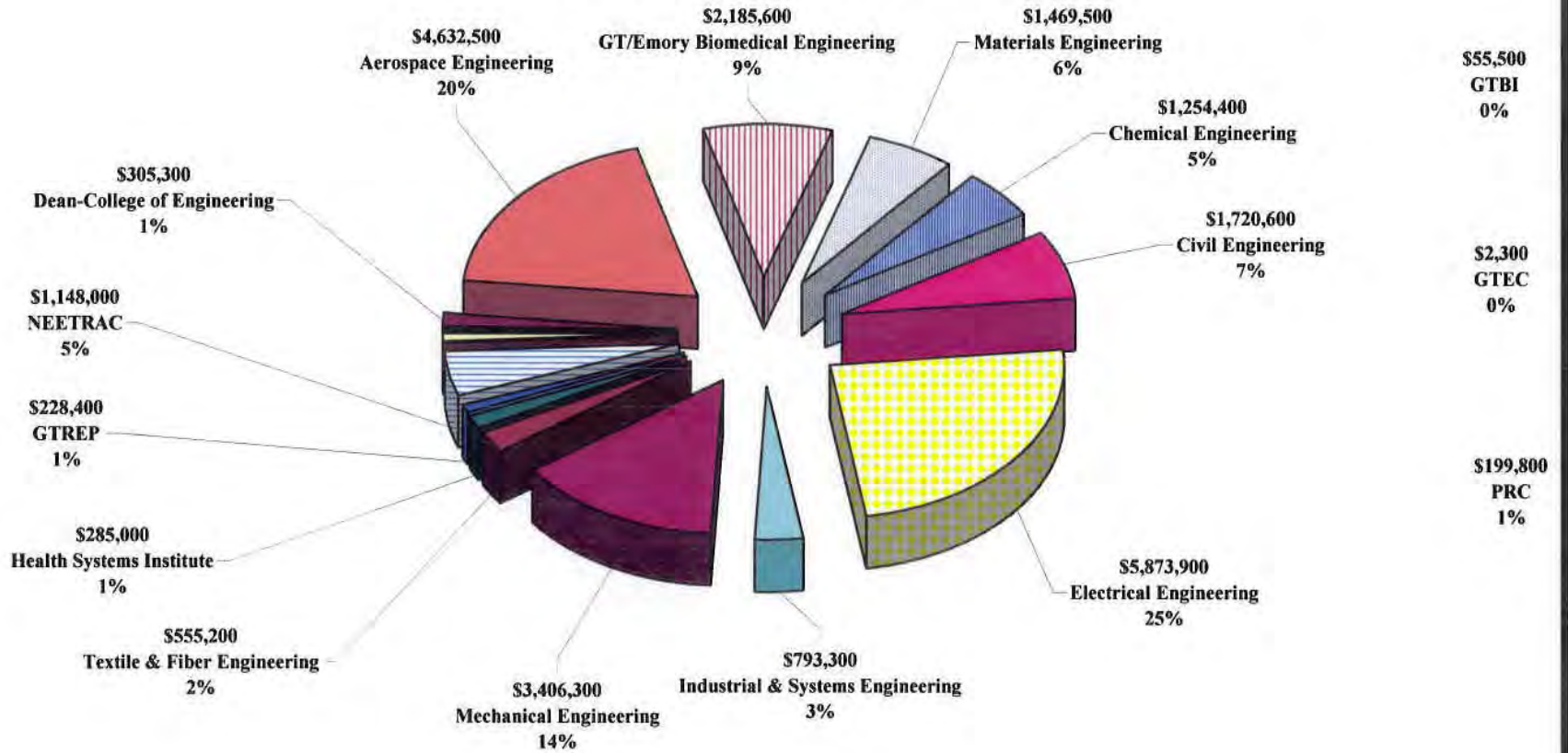
COLLEGE OF SCIENCES
FY07 Facilities & Administrative Cost Recoveries

TOTAL: \$8,258,000



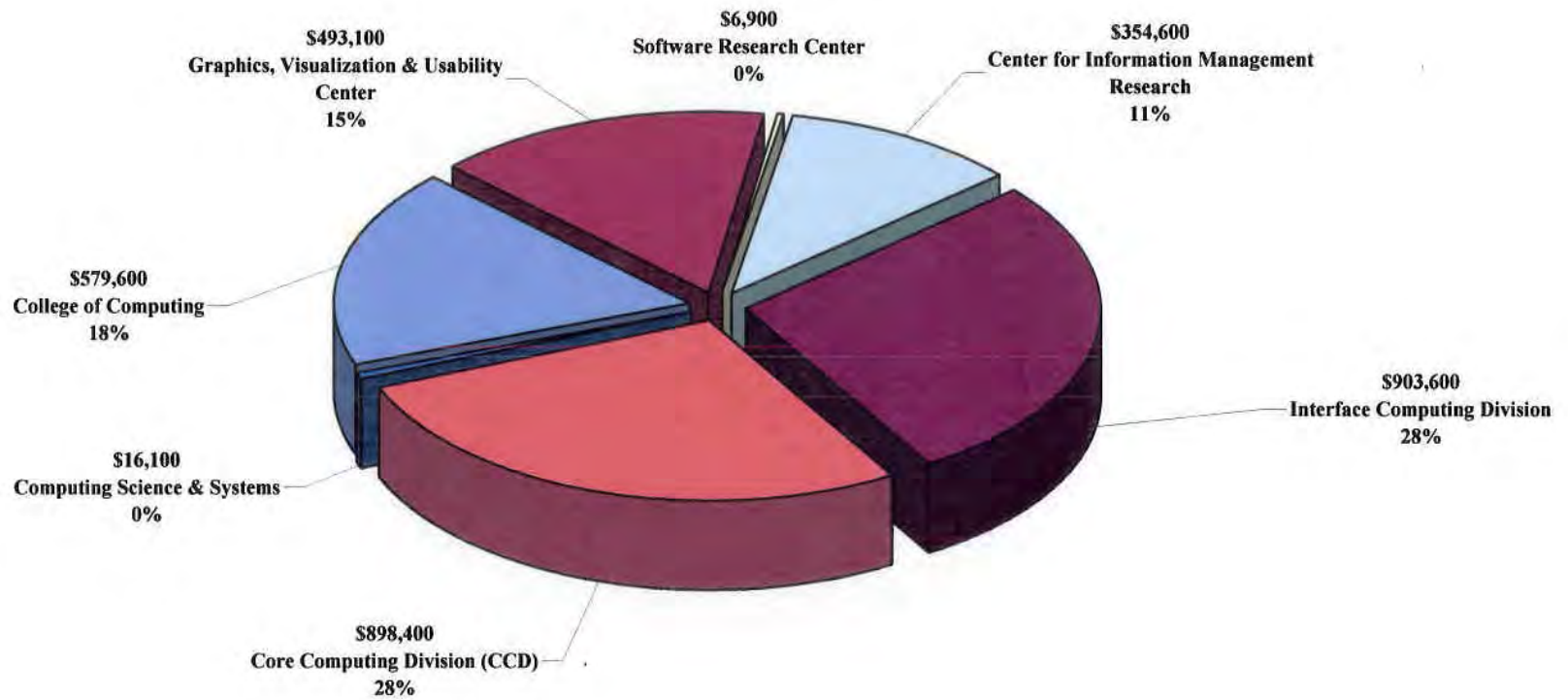
**COLLEGE OF ENGINEERING
FY07 Facilities & Administrative Cost Recoveries**

TOTAL: \$24,115,600



COLLEGE OF COMPUTING
FY07 Facilities & Administrative Cost Recoveries

TOTAL: \$3,252,300



GEORGIA INSTITUTE OF TECHNOLOGY

Reporting Context

FY 2007

Sponsored Program Expenditures

Research		
Direct	\$	244,278,154
Indirect *		76,167,725
Total		<u>320,445,880</u>
Other Sponsored		
Direct		61,172,556
Indirect		2,345,227
Total *		<u>63,517,783</u>
Total Sponsored		<u>383,963,662</u>
Scholarships & Fellowships		53,775,623
Total		
Direct		359,226,333
F&A Costs*		78,512,953
Total	\$	<u>437,739,285</u>

Research Expenditures

Sponsor Funded		
Direct	\$	244,278,154
Institute Funded Research		
Resident Instruction		
Architecture		1,623,144
Computing		3,949,349
Engineering		44,734,330
Sciences		20,373,036
Ivan Allen		681,402
Management		247,830
GA Electronic Design Center		1,059,060
Other Centers**		19,985,829
Total RI		<u>92,653,979</u>
GTRI		50,142,476
DLPE		-
ATDC		-
EDI		5,302,057
Total Institute Sponsored		<u>148,098,512</u>
Total Research	\$	<u>392,376,667</u>

* Excludes GTRC/GTARC Indirect Collections of \$26,701,844.74 and GTF projects for land and facilities in the amount of \$2,062,310.23

** Includes Georgia Research Alliance and Research Support. Lottery funds distributed to departments/units.