

Georgia Institute of Technology

FY 2005 ANNUAL REPORT OF SPONSORED PROGRAM ACTIVITY



September 7, 2005

Prepared by the Office of Grants and Contracts Accounting

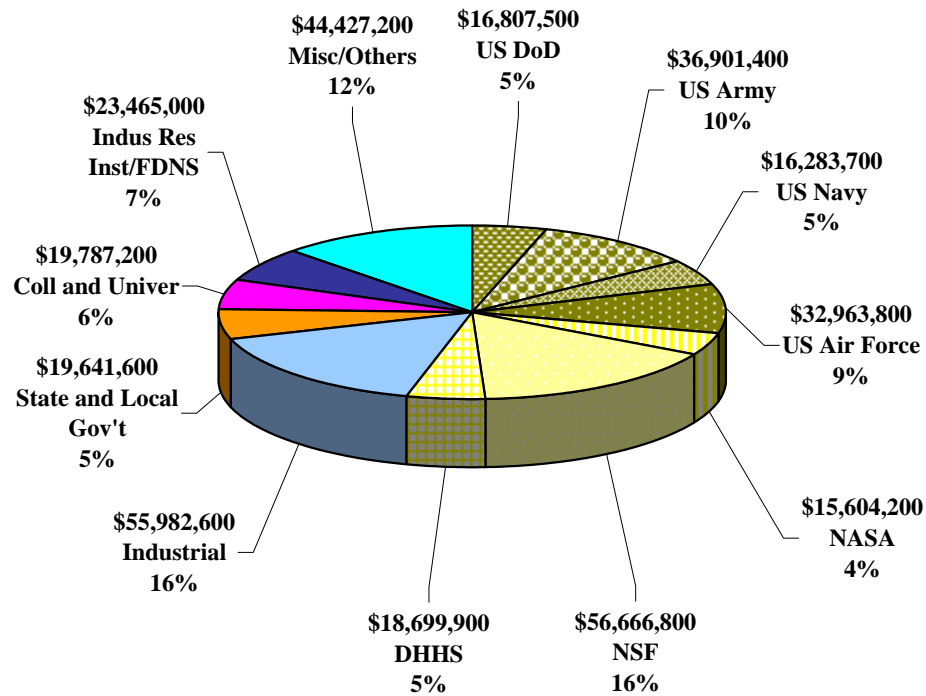
<p>GEORGIA INSTITUTE OF TECHNOLOGY</p> <p>FY05 ANNUAL REPORT OF SPONSORED PROGRAM ACTIVITY</p>
--

TABLE OF CONTENTS

	Page
NEW SPONSORED PROGRAM AWARDS	
FY05 New Sponsored Program Awards by Funding Source	1
20 Year Trend Analysis of New Sponsored Program Awards by Value	2
FY05 New Awards By Unit/Sponsor	3
FY05 New Sponsored Program Awards by College/Unit	4
20 Year Trend Analysis of Submitted Proposals and New Sponsored Program Awards	5
SPONSORED PROGRAMS TOTAL COSTS	
Trend Analysis of Sponsored Programs Total Costs	6
Sponsored Programs Costs by Major Source	7
Sponsored Programs Costs by College/Unit	8
FY05 Sponsored Program Costs by Natural Classification	9
SPONSORED PROGRAMS DIRECT COSTS	
Trend Analysis of Sponsored Programs Direct Costs	10
Sponsored Programs Direct Costs by Major Source	11
Resident Instruction - FY05 Sponsored Direct Costs by College/Unit	12
Resident Instruction - FY05 Sponsored Direct Costs(% Change Over Prior Year)	13
College of Computing - FY05 Sponsored Direct Costs	14
College of Sciences - FY05 Sponsored Direct Costs	15
College of Engineering - FY05 Sponsored Direct Costs	16
Ivan Allen College - FY05 Sponsored Direct Costs	17
GIT- FY05 Number of Projects/Sub-projects as of June 30, 2005	18
Trend Analysis of Graduate Student Tuition Remission Recoveries	19
Graduate Student Tuition Remission Recoveries - FY05	20
SPONSORED PROGRAMS FACILITIES & ADMINISTRATIVE COST RECOVERIES	
Trend Analysis of Sponsored Programs Facilities & Administrative Cost Recoveries	21
Sponsored Programs Facilities & Administrative Costs by Major Source	22
Resident Instruction - By College/Unit	23
Resident Instruction Facilities & Administrative Rates - FY 2001 to FY 2005	24
Resident Instruction - FY05 Facilities & Administrative Cost Recoveries by College/Unit	25
College of Computing - FY05 Facilities & Administrative Cost Recoveries	26
College of Sciences - FY05 Facilities & Administrative Cost Recoveries	27
College of Engineering - FY05 Facilities & Administrative Cost Recoveries	28
Ivan Allen College - FY05 Facilities & Administrative Cost Recoveries	29
Reporting Context - Expenditures for Sponsored Programs, Sponsored Research, and Total Research	30

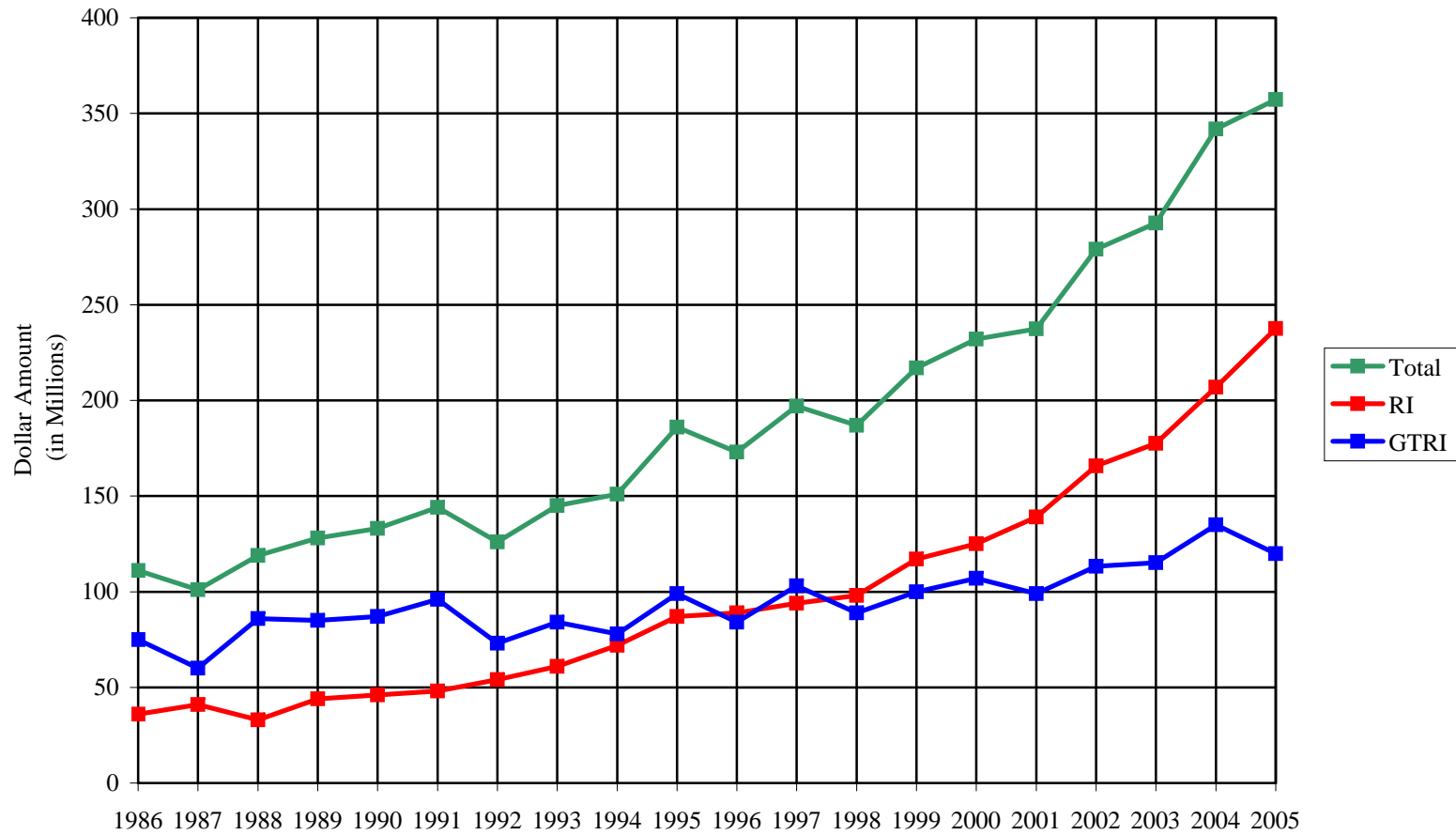
**NEW SPONSORED PROGRAM AWARDS
FISCAL YEAR 2005**

FY05 New Awards By Sponsor



<i>Funding Source</i>	<i>FY04 Total</i>	<i>FY05 Total</i>	<i>% Incr/Decr</i>
US DoD	\$24,183,924	\$16,807,472	-31%
US Army	\$26,412,962	\$36,901,357	40%
US Navy	\$19,353,979	\$16,283,656	-16%
US Air Force	\$52,515,160	\$32,963,794	-37%
NASA	\$16,388,168	\$15,604,238	-5%
NSF	\$49,375,219	\$56,666,790	15%
DHHS (NIH)	\$17,266,974	\$18,699,915	8%
Industrial	\$43,530,692	\$55,982,608	29%
State and Local Gov't	\$11,389,958	\$19,641,606	72%
Colleges and Universities	\$21,765,004	\$19,787,179	-9%
Indus Res	\$26,542,531	\$23,465,016	-12%
Inst/FDNS	\$26,542,531	\$23,465,016	-12%
Misc/Others	\$33,160,865	\$44,427,274	34%
TOTAL	\$341,885,437	\$357,230,903	4%

New Awards by Value Fiscal Years 1986 through 2005



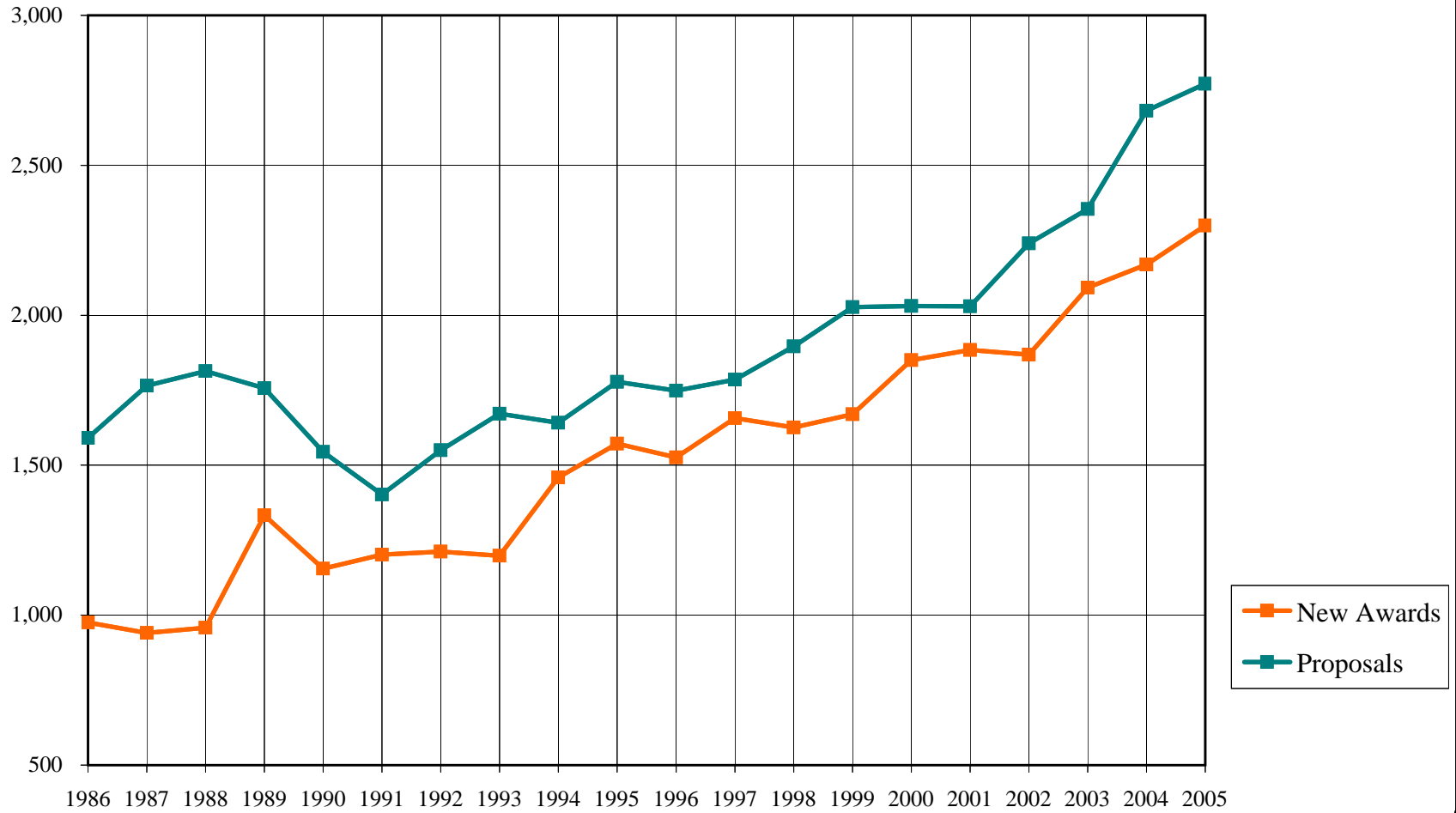
FY05
New Awards By Unit/Sponsor

<i>Funding Source</i>	<i>RI</i>	<i>GTRI</i>	<i>Total</i>
US Department of Defense	\$1,647,123	\$15,160,348	\$16,807,472
US Army	\$7,178,042	\$29,723,314	\$36,901,357
US Navy	\$9,559,739	\$6,723,917	\$16,283,656
US Air Force	\$9,044,518	\$23,919,277	\$32,963,794
NASA	\$14,388,116	\$1,216,122	\$15,604,238
NSF	\$56,646,791	\$19,999	\$56,666,790
DHHS	\$18,699,915	\$0	\$18,699,915
Industrial	\$31,745,467	\$24,237,141	\$55,982,608
State and Local			
Governments	\$11,895,184	\$7,746,421	\$19,641,606
Colleges and Universities	\$18,904,599	\$882,580	\$19,787,179
Indus Res Inst/FDNS	\$20,938,560	\$2,526,456	\$23,465,016
Misc/Others	\$36,820,894	\$7,606,380	\$44,427,274
TOTAL	\$237,468,948	\$119,761,955	\$357,230,903

FY05 New Sponsored Awards By College/Unit

<i>COLLEGE/UNIT</i>	FY04 Total	FY05 Total	% Incr/Decr
<i>GTRI</i>	\$134,934,304	\$119,761,955	-11%
<i>TOTAL R.I.</i>	\$206,951,133	\$237,468,948	15%
Architecture	\$8,904,803	\$8,663,052	-3%
Computing	\$11,757,830	\$16,517,330	40%
Science	\$40,233,198	\$42,858,023	7%
Engineering	\$106,439,364	\$112,682,188	6%
Ivan Allen	\$5,774,561	\$3,382,332	-41%
Management	\$915,798	\$1,725,088	88%
IPST	\$2,069,257	\$10,667,198	416%
Centers and Others	\$30,856,321	\$40,973,736	33%
<i>TOTAL - GTRI & R.I.</i>	\$341,885,437	\$357,230,903	4%

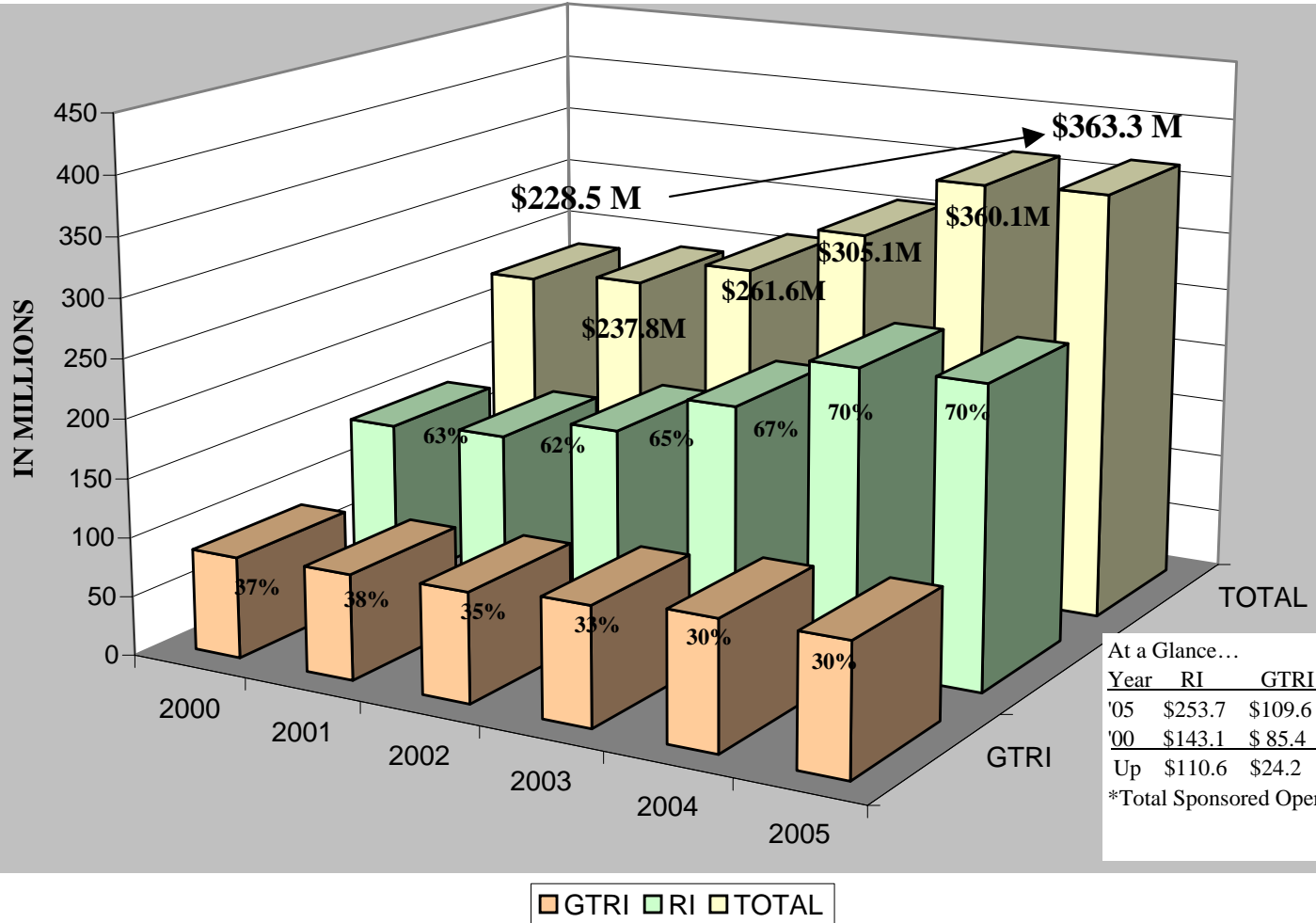
Number of New Awards and Proposals Fiscal Years 1986 through 2005



**SPONSORED PROGRAMS TOTAL COSTS
FISCAL YEAR 2005**

**GEORGIA INSTITUTE OF TECHNOLOGY
FY 05 ANNUAL REPORT
TREND ANALYSIS OF SPONSORED PROGRAM
TOTAL COSTS**

Costs are up \$134.8 Million (59%).....



At a Glance...

Year	RI	GTRI	Total
'05	\$253.7	\$109.6	\$363.3
'00	\$143.1	\$85.4	\$228.5
Up	\$110.6	\$24.2	\$134.8

*Total Sponsored Operations

Sponsored Program Costs By Major Source FY05

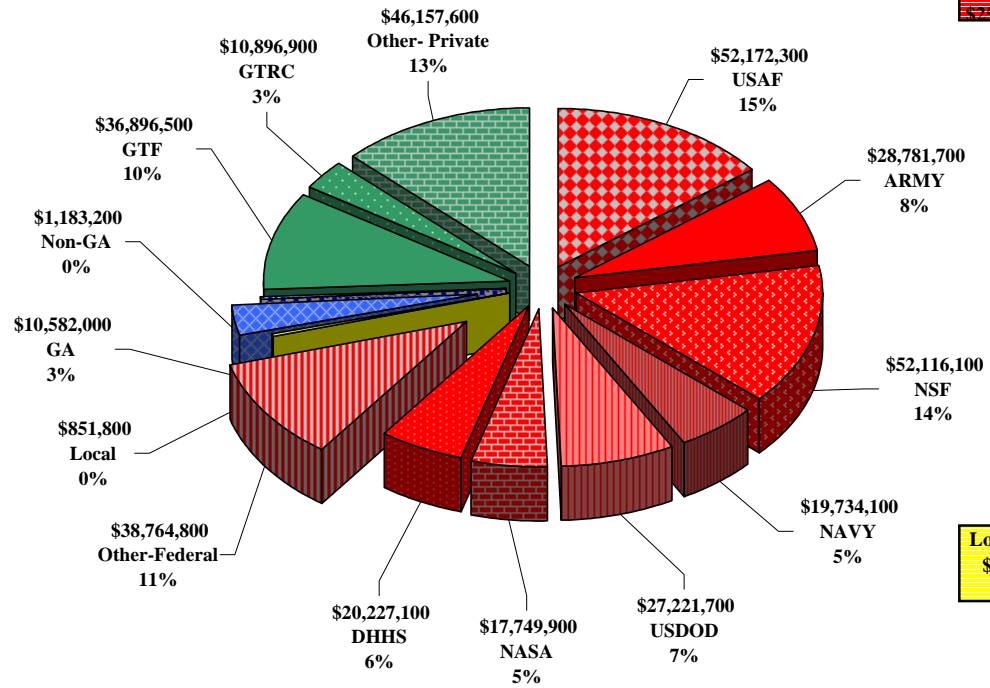
TOTAL: \$363.3 Million

Private Funds
\$93,081,000

Federal Funds
\$256,767,700

State Funds
\$11,765,200
3%

Local Funds
\$ 851,800
0%

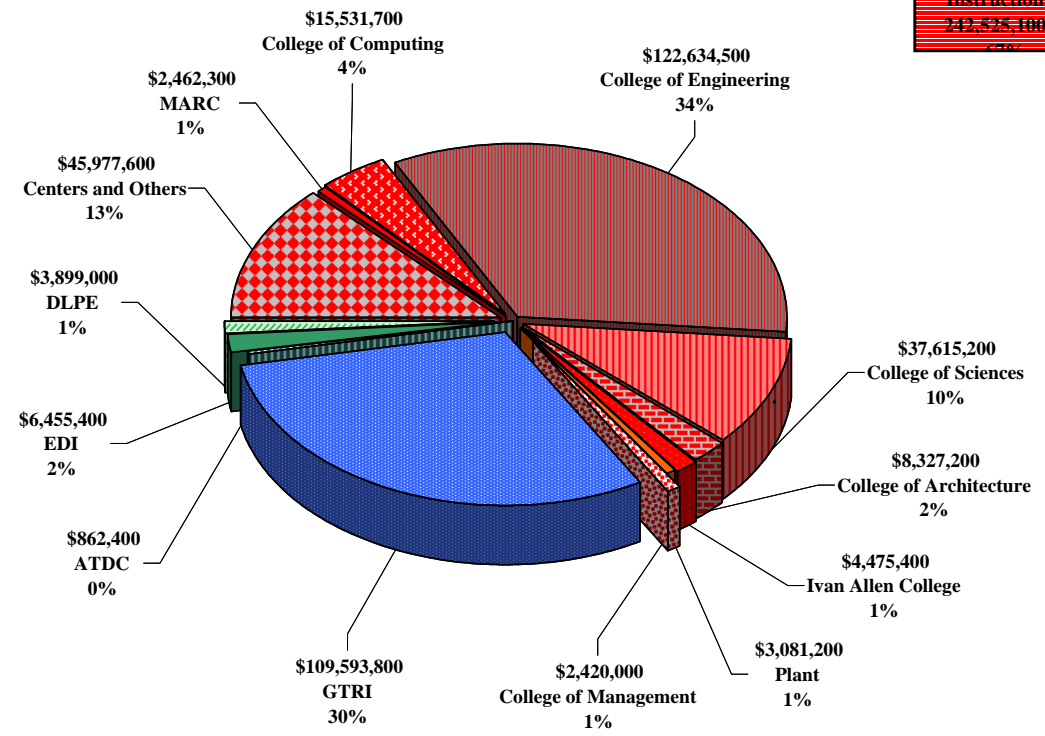


Sponsored Program Costs By College / Unit FY05

TOTAL:\$363.3 Million

Other Units
 \$11,216,800
 3%

Resident Instruction
 242,525,100
 67%



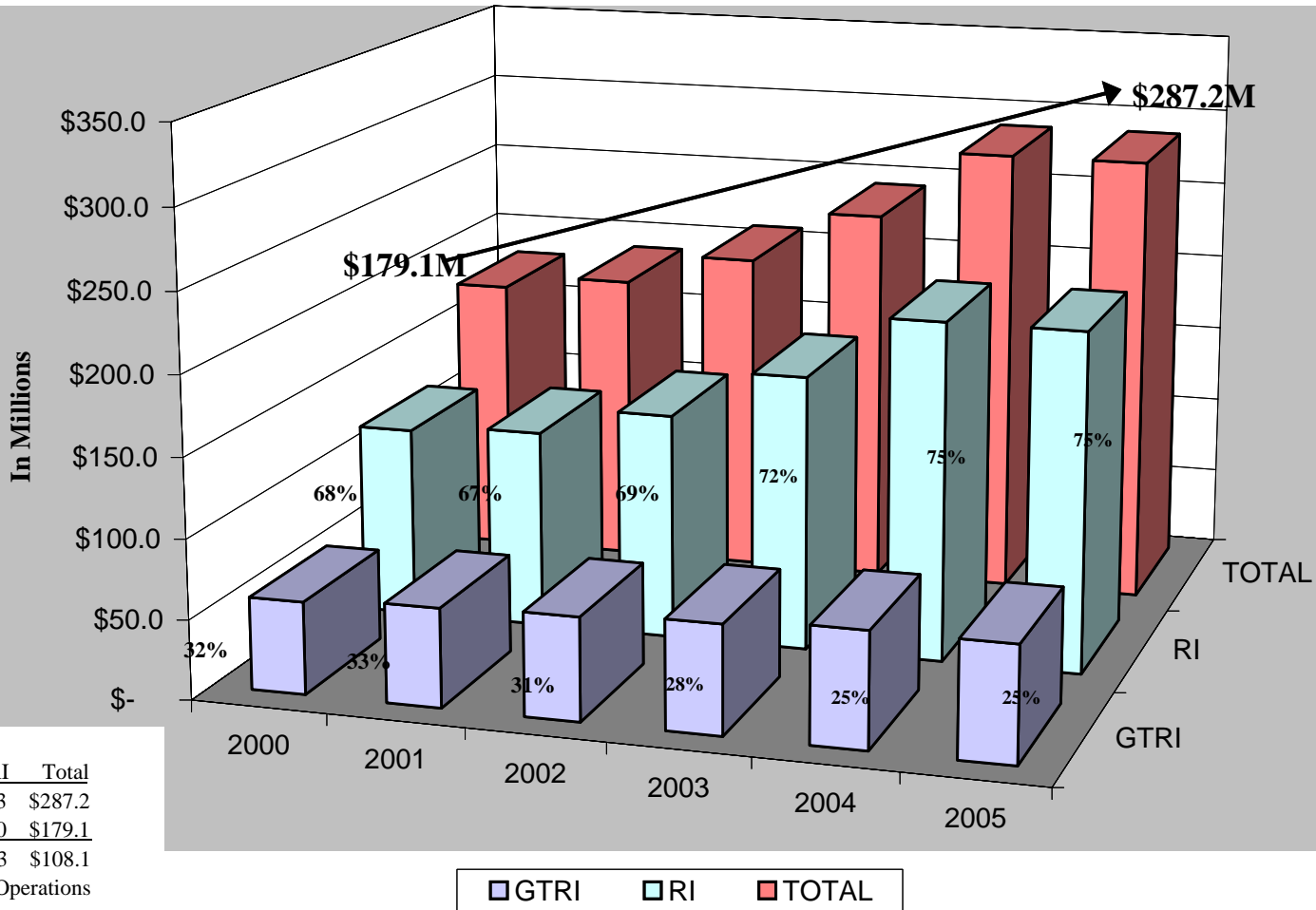
GTRI
 \$109,593,800
 30%

**Sponsored Program Costs By Natural Classification
FY05**

<i>Classification</i>	<i>GTRI</i>		<i>RI</i>	
	<i>FY04</i>	<i>FY05</i>	<i>FY04</i>	<i>FY05</i>
Faculty Salaries	\$30,102,566	\$29,019,504	\$42,381,145	\$42,576,713
Staff Salaries	\$5,842,794	\$5,273,896	\$16,096,401	\$15,068,645
Graduate Asst Salaries	\$536,154	\$402,697	\$38,673,098	\$38,785,389
Other Salaries	\$5,667,405	\$7,460,459	\$3,143,657	\$3,883,307
Fringe Benefits	\$9,233,641	\$9,472,385	\$12,968,638	\$13,227,212
Tuition Remission	\$103,961	\$86,163	\$7,515,368	\$8,201,001
Supplies & Svcs (Trvl Incl)	\$19,899,750	\$19,397,305	\$84,656,112	\$85,019,896
Equipment	\$1,018,138	\$1,188,000	\$9,459,549	\$8,157,023
Sch/Fel	\$0	\$0	\$24,359,669	\$23,818,145
F&A Charges	\$35,835,906	\$37,293,422	\$36,990,919	\$38,822,649
<i>TOTAL</i>	\$108,240,315	\$109,593,831	\$276,244,554	\$277,559,981

**DIRECT COSTS
FISCAL YEAR 2005**

**GEORGIA INSTITUTE OF TECHNOLOGY
FY 05 ANNUAL REPORT
TREND ANALYSIS OF SPONSORED PROGRAMS DIRECT COSTS**
Sparked by 77% RI growth, Institute Direct Costs are up \$108 Million (60%) ...



At a Glance...

Year	RI	GTRI	Total
'05	\$214.9	\$72.3	\$287.2
'00	\$121.1	\$58.0	\$179.1
Up \$	93.8	14.3	108.1

*Total Sponsored Operations

Sponsored Program By Major Source Direct Costs FY05

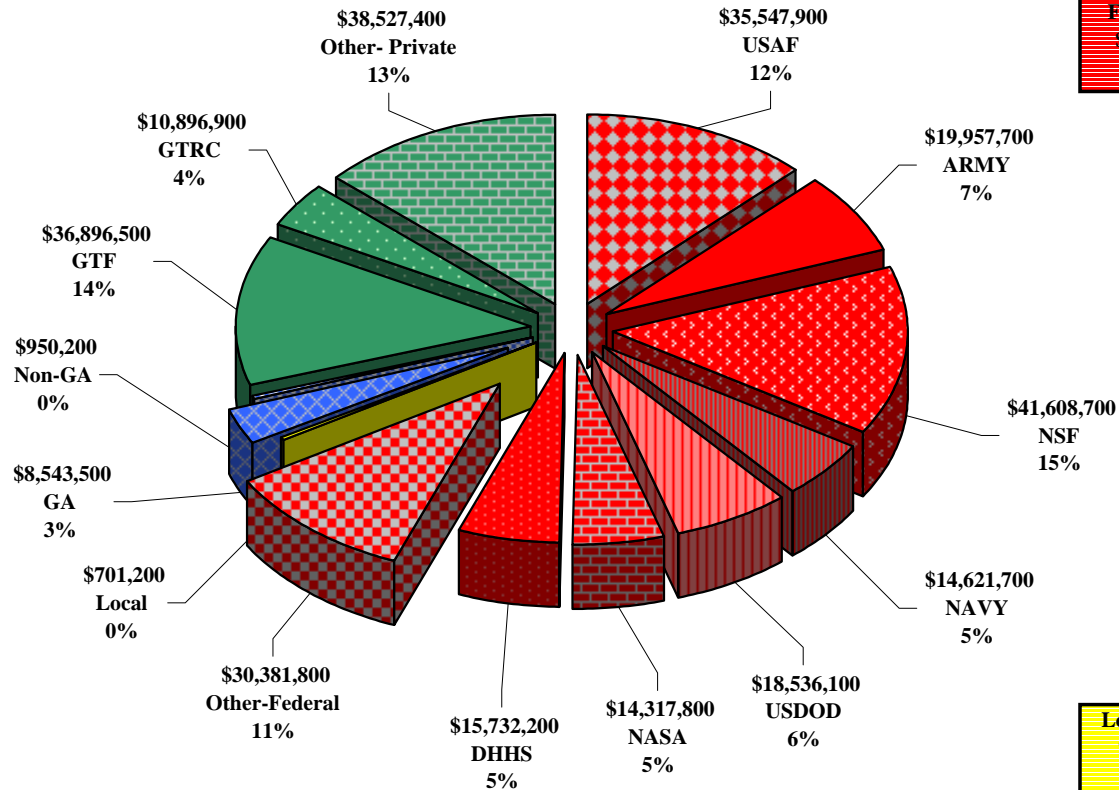
TOTAL: \$287.2 Million

Private Funds
\$86,320,800
31%

Federal Funds
\$190,703,900
66%

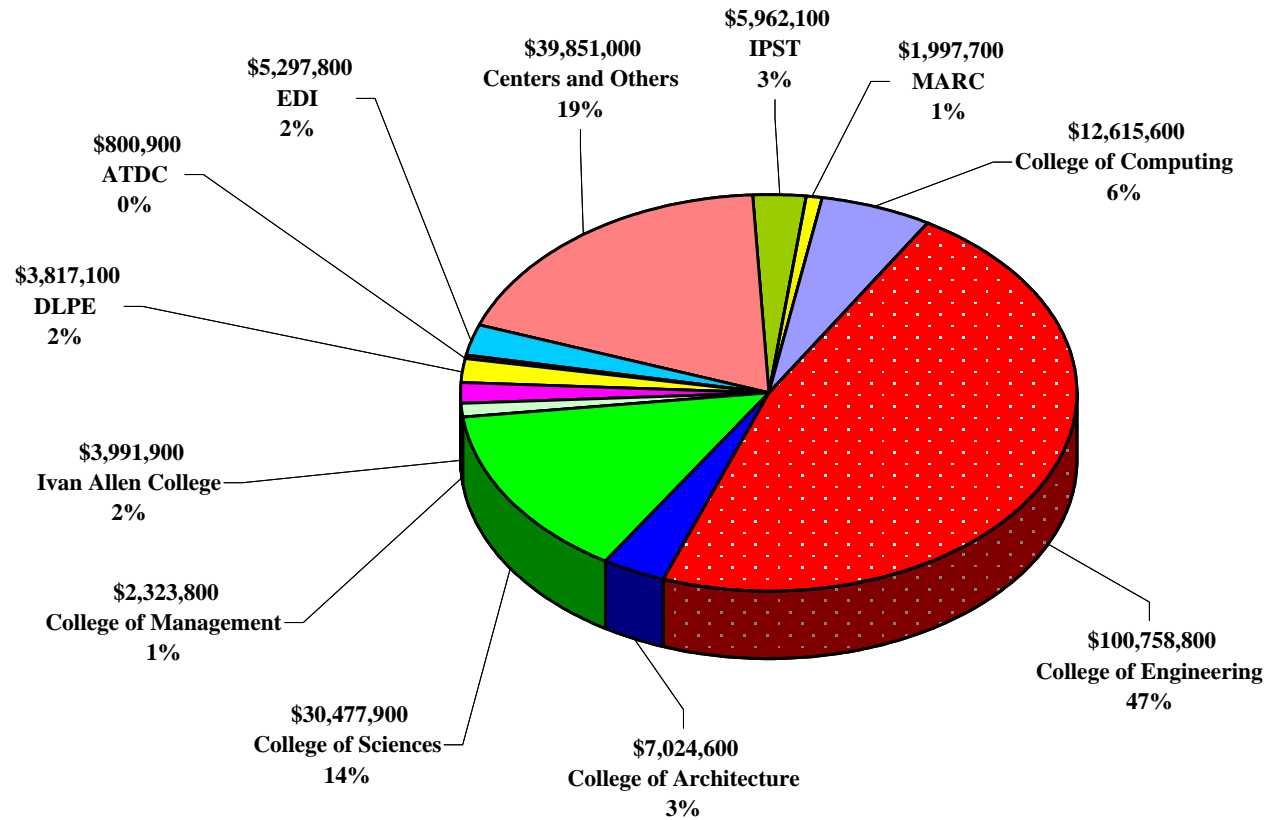
State Funds
\$9,493,700
3%

Local Funds
\$701,200
0%



RESIDENT INSTRUCTION AND OTHER UNITS FY05 Direct Costs

Total: \$214,919,200

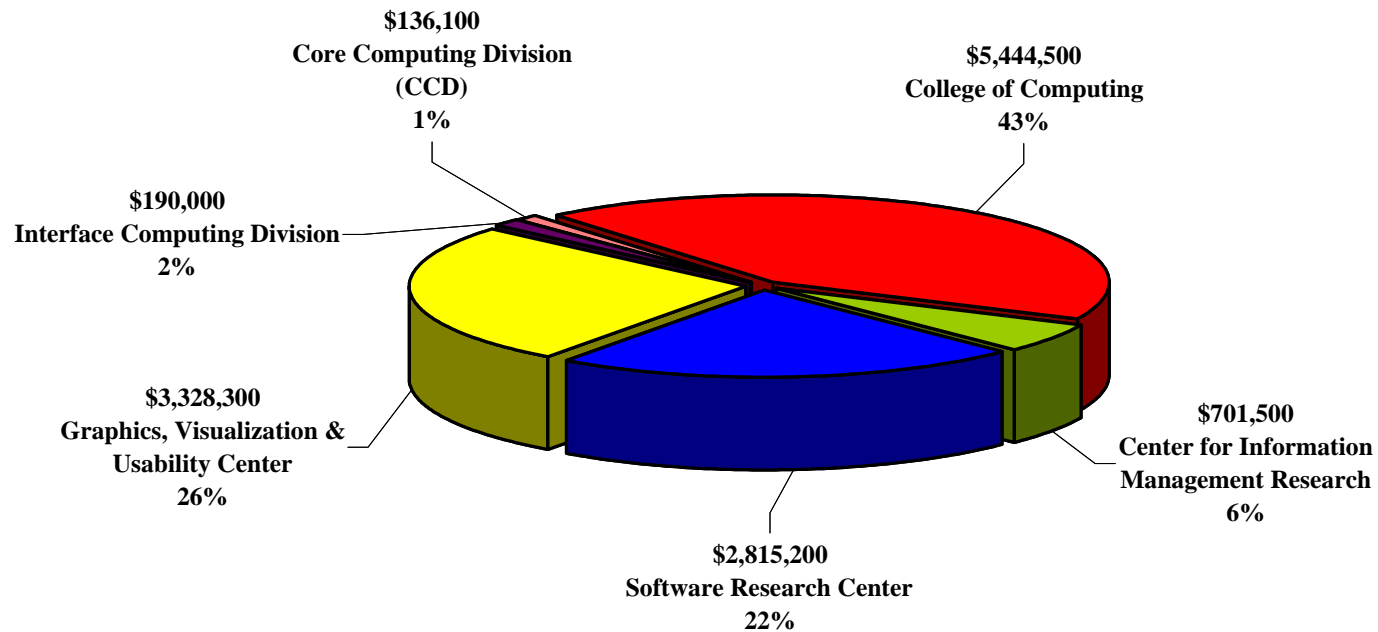


RESIDENT INSTRUCTION AND OTHER UNITS
FY05 Direct Costs

<i>COLLEGE/UNIT</i>	<i>FY04</i>	<i>FY05</i>	<i>% Incr/Decr</i>
Centers & Others	\$33,559,400	\$45,813,100	37%
MARC	\$951,300	\$1,997,700	110%
College of Computing	\$28,095,400	\$12,615,600	-55%
College of Engineering	\$96,998,400	\$100,758,800	4%
College of Architecture	\$7,125,100	\$7,024,600	-1%
College of Sciences	\$30,445,700	\$30,477,900	0%
College of management	\$4,000,600	\$2,323,800	-42%
Ivan Allen College	\$5,273,700	\$3,991,900	-24%
DLPE	\$2,507,400	\$3,817,100	52%
ATDC	\$344,900	\$800,900	132%
EDI	\$5,568,300	\$5,297,800	-5%
<i>TOTAL</i>	\$214,870,200	\$214,919,200	0%

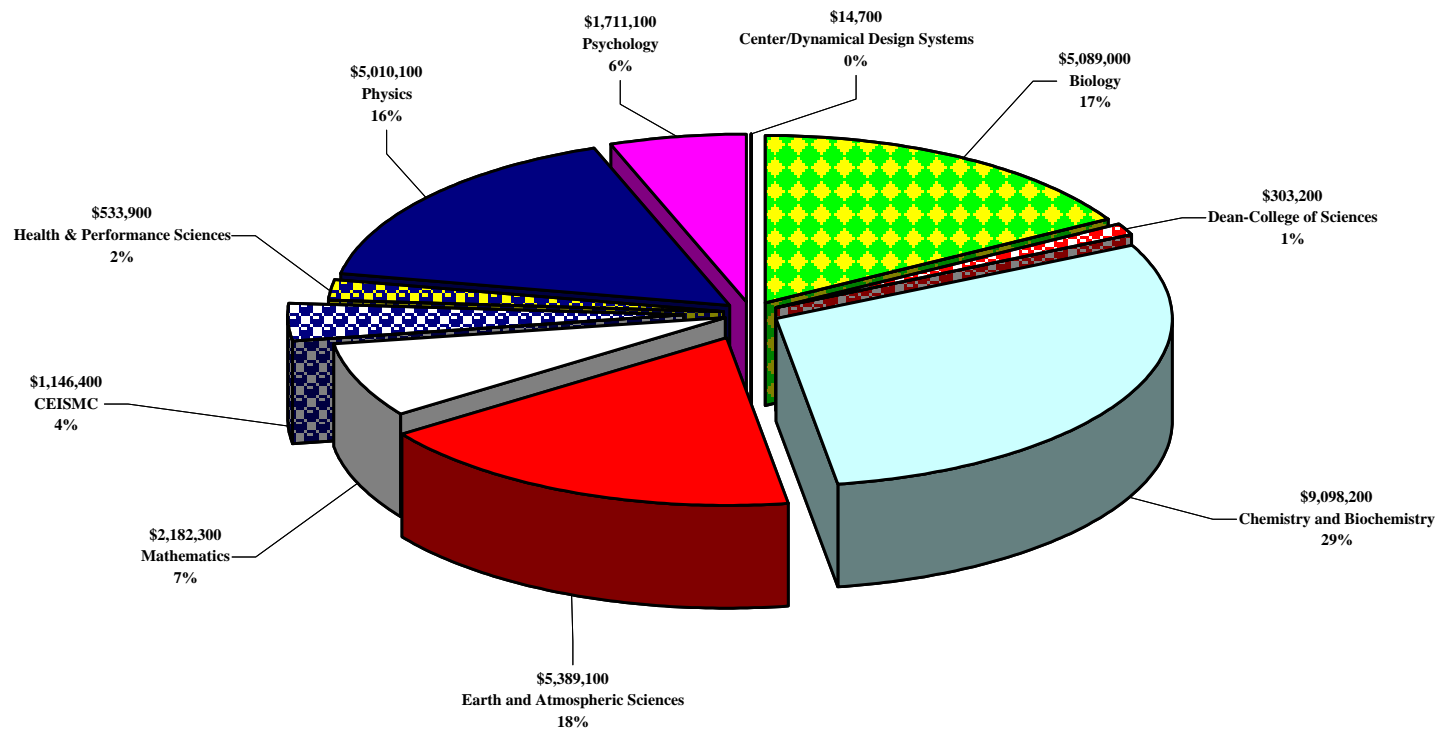
**COLLEGE OF COMPUTING
FY 05 Direct Costs**

TOTAL: \$12,615,600



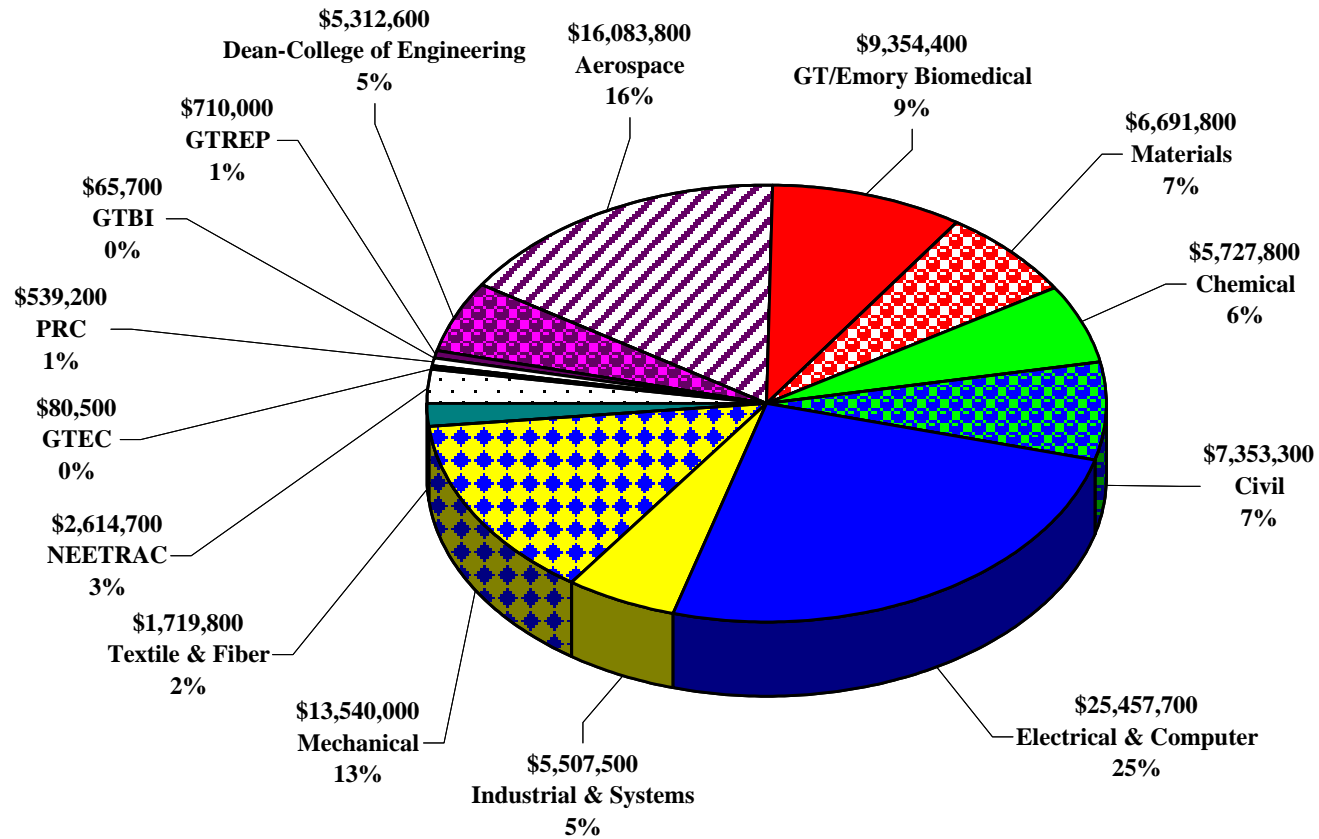
COLLEGE OF SCIENCES FY05 Direct Costs

TOTAL: \$30,478,000



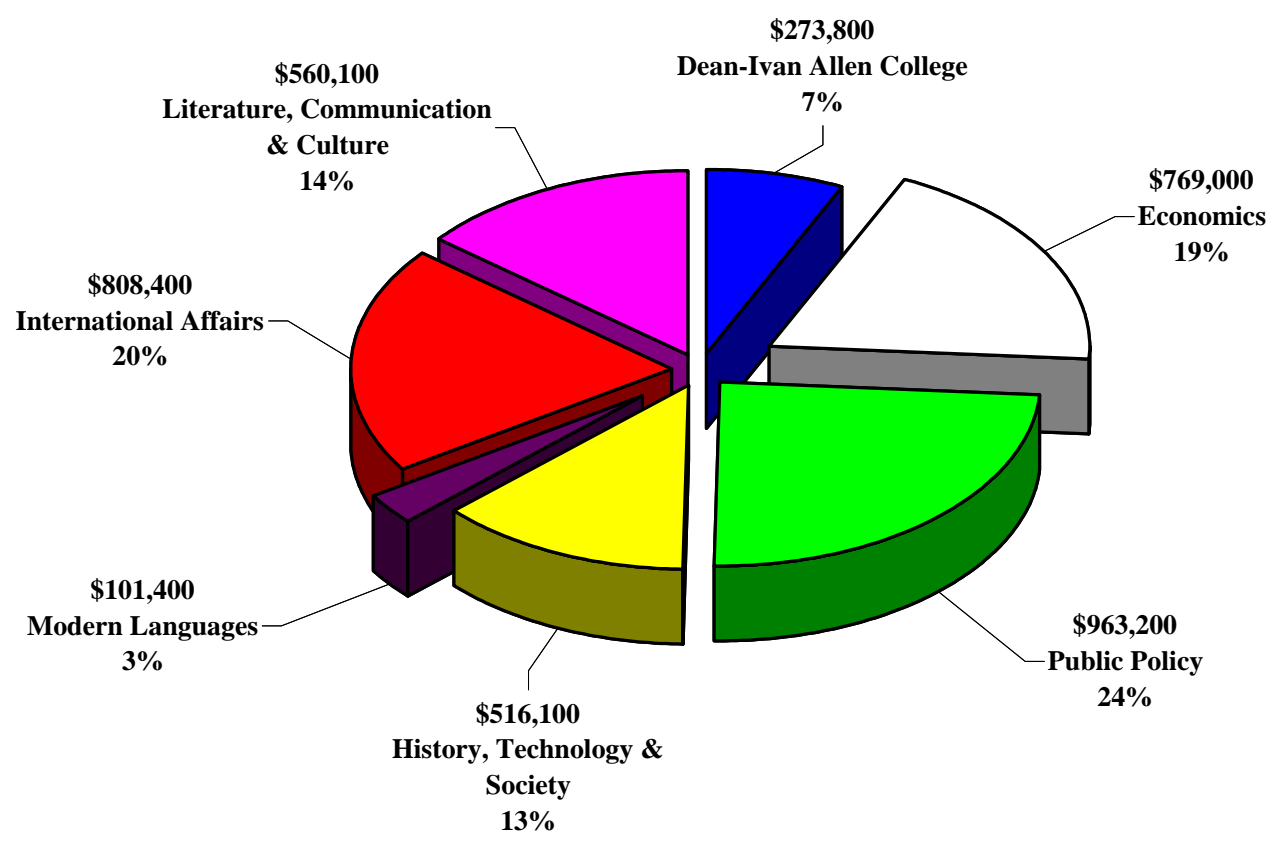
**COLLEGE OF ENGINEERING
FY05 Direct Costs**

TOTAL: \$100,758,800



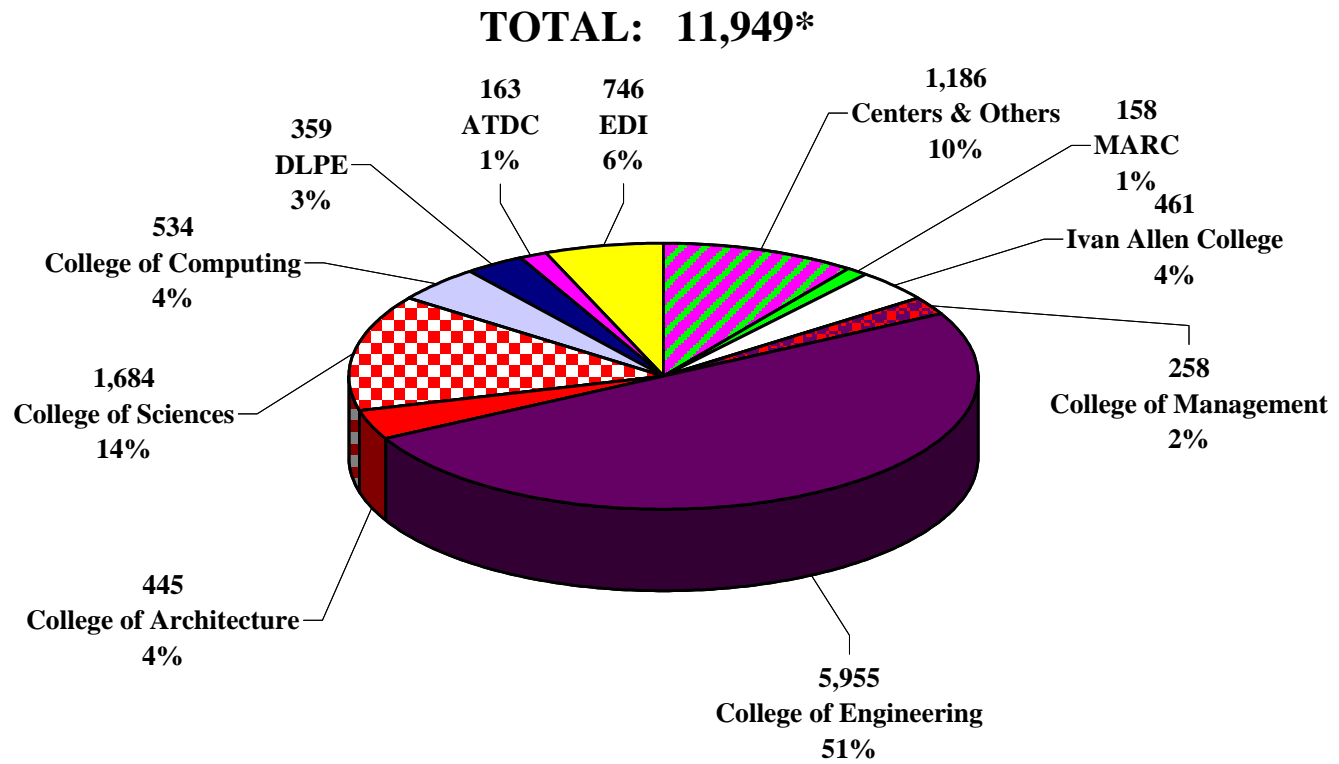
**IVAN ALLEN COLLEGE
FY05 Direct Costs**

TOTAL: \$3,992,000



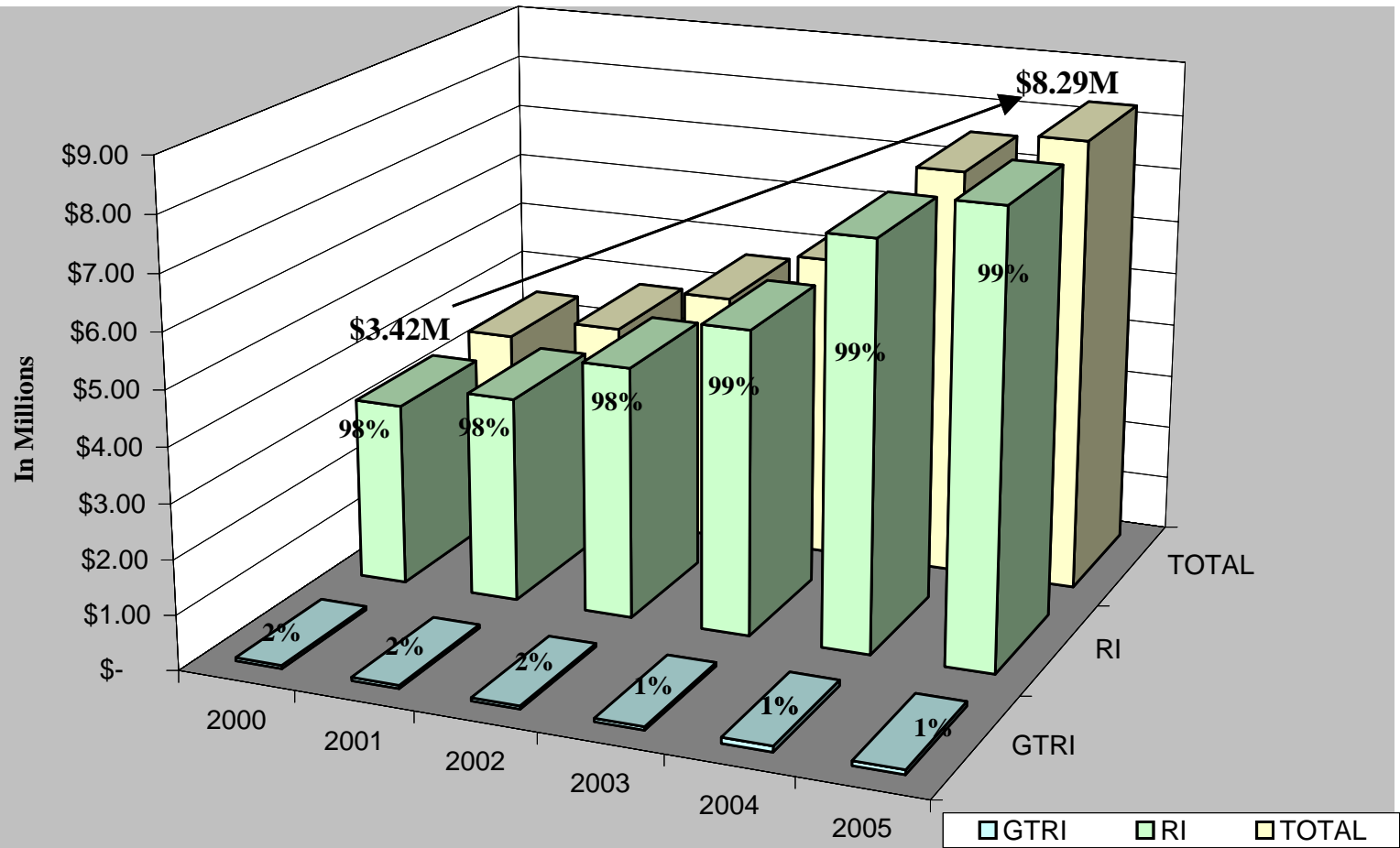
RESIDENT INSTRUCTION AND OTHER UNITS

Number of Projects/Sub-projects as of June 30, 2005



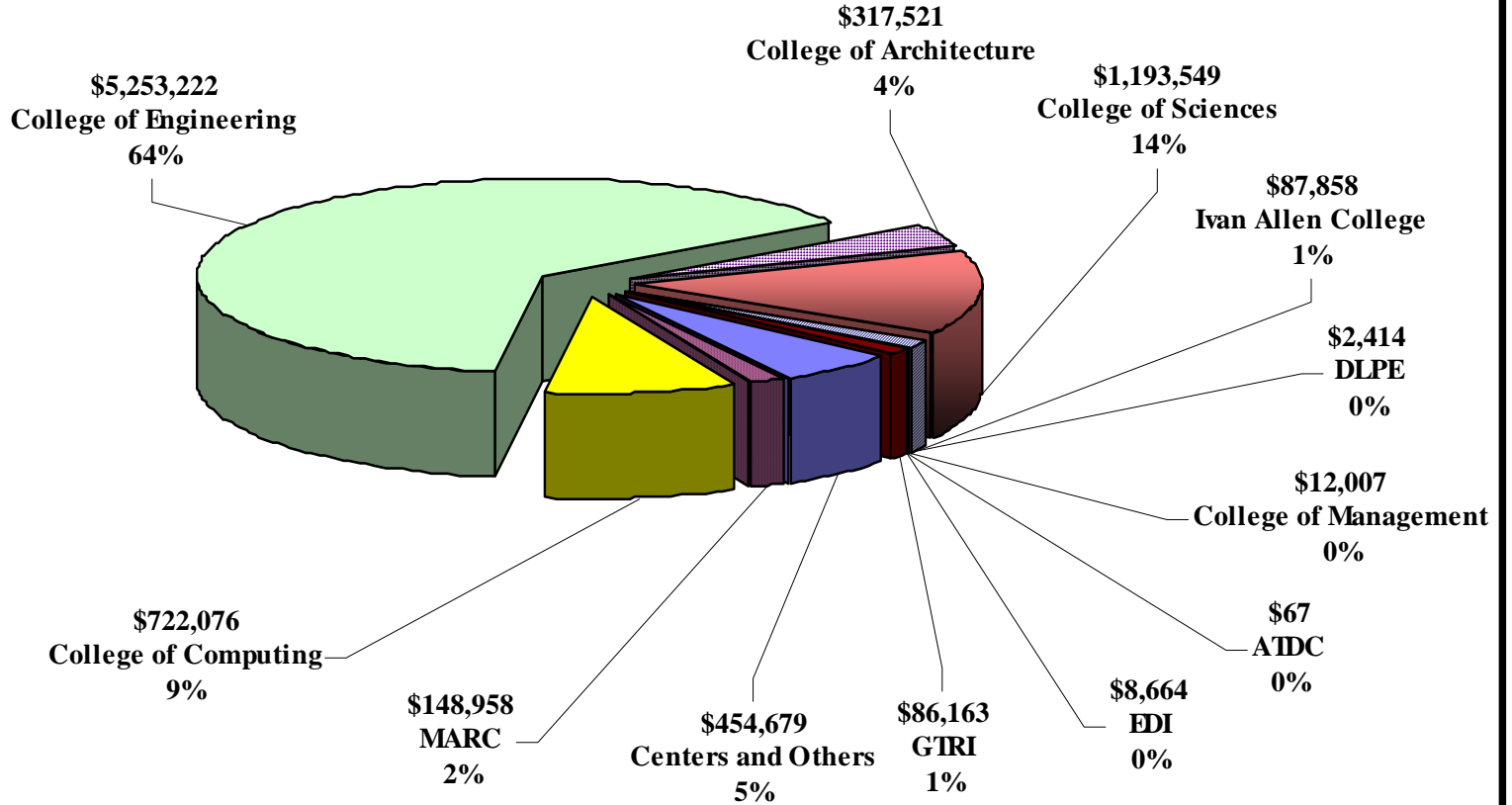
*Excludes Cost Sharing and Inactive Projects

**GEORGIA INSTITUTE OF TECHNOLOGY
FY 05 ANNUAL REPORT
TREND ANALYSIS OF GRADUATE STUDENT TUITION REMISSION RECOVERIES**



FY05 Graduate Student Tuition Remission Recoveries

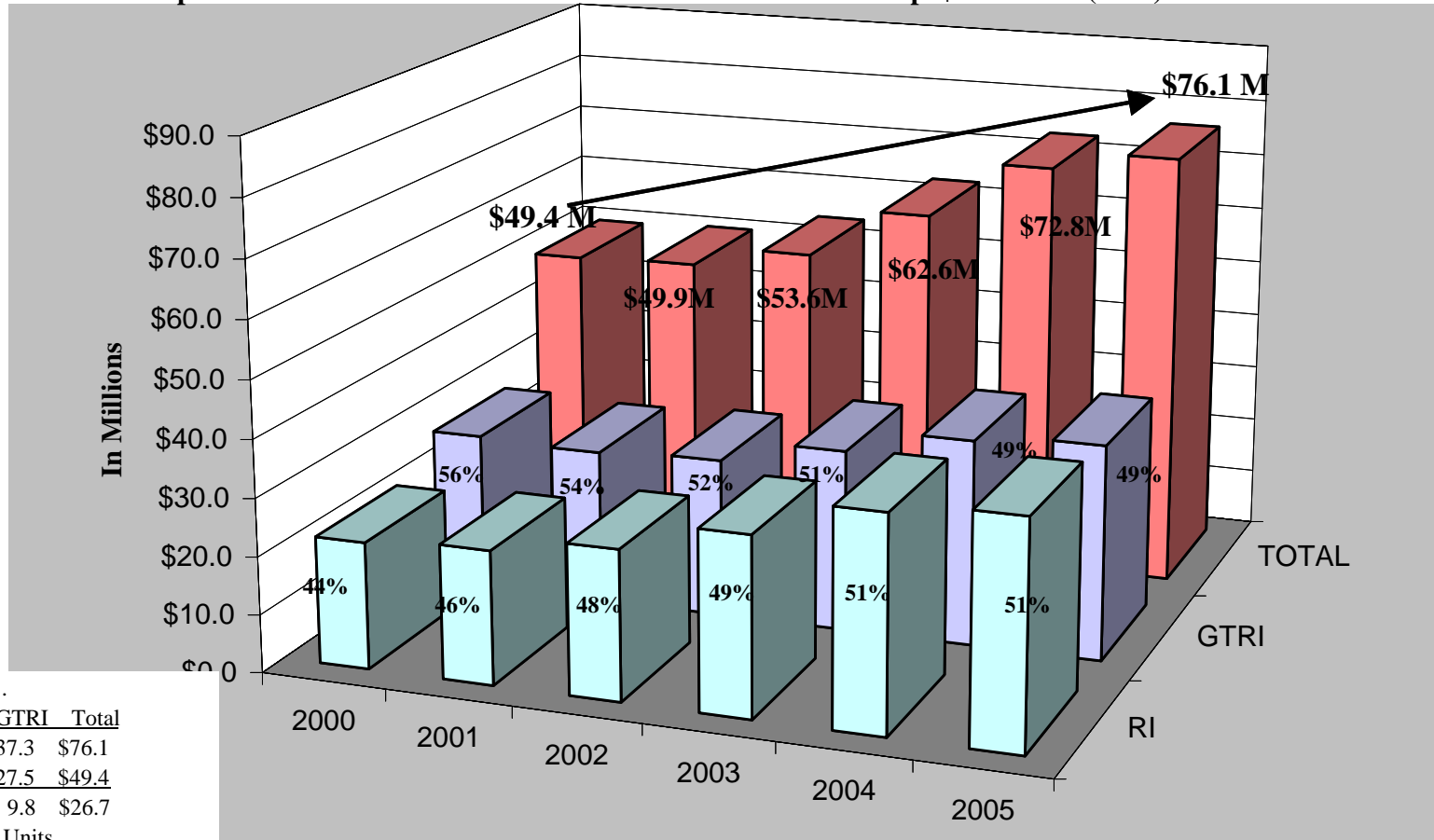
TOTAL: \$8,287,200



**FACILITIES AND ADMINISTRATIVE COST RECOVERIES
FISCAL YEAR 2005**

**GEORGIA INSTITUTE OF TECHNOLOGY
FY 05 ANNUAL REPORT
TREND ANALYSIS OF SPONSORED PROGRAMS FACILITIES & ADMINISTRATIVE COST
RECOVERIES**

Institute portion of Facilities & Administrative Cost Recoveries are up \$27 Million (54%)...



At a Glance...

Year	RI*	GTRI	Total
'05	\$38.8	\$37.3	\$76.1
'00	\$21.9	\$27.5	\$49.4
Up	\$16.9	\$ 9.8	\$26.7

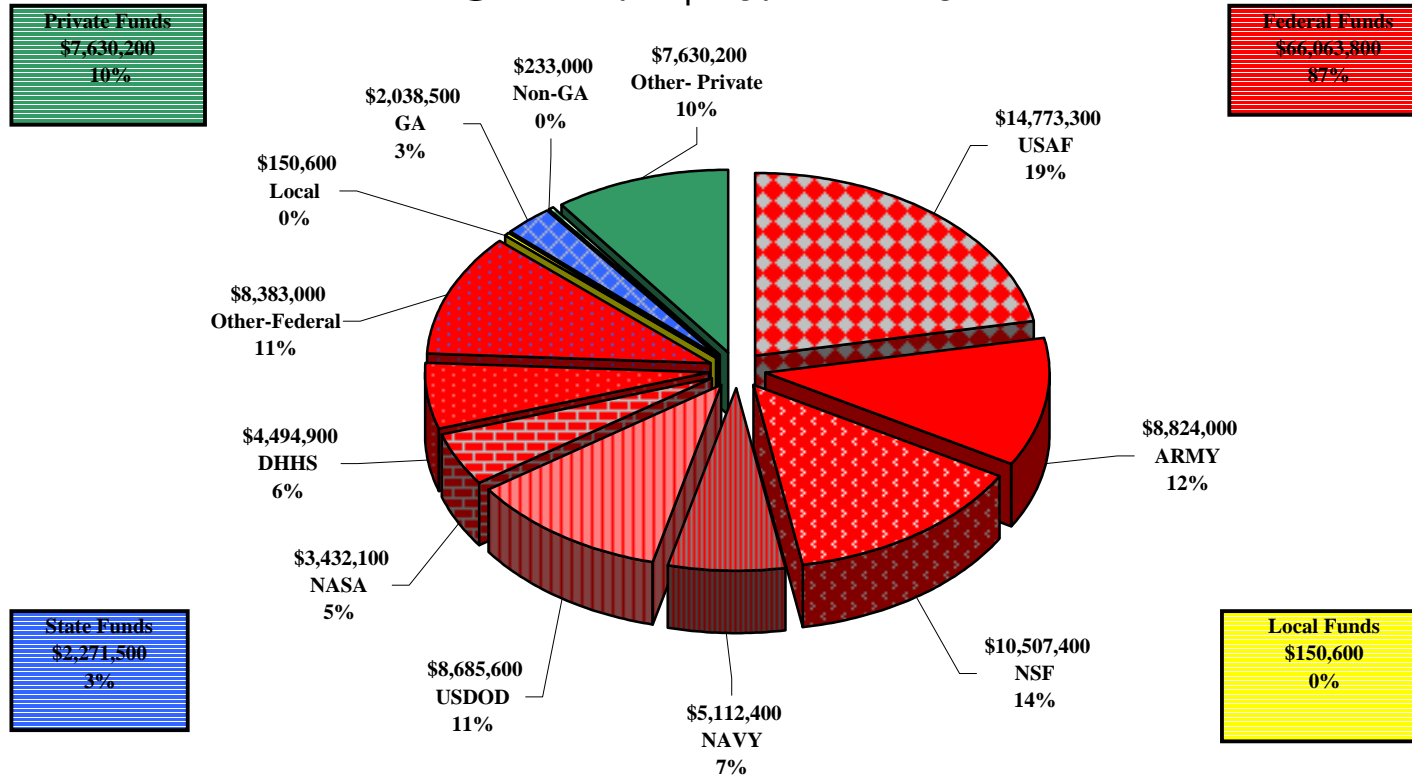
* RI & Other Units

Excludes GTRC/GTARC F&A

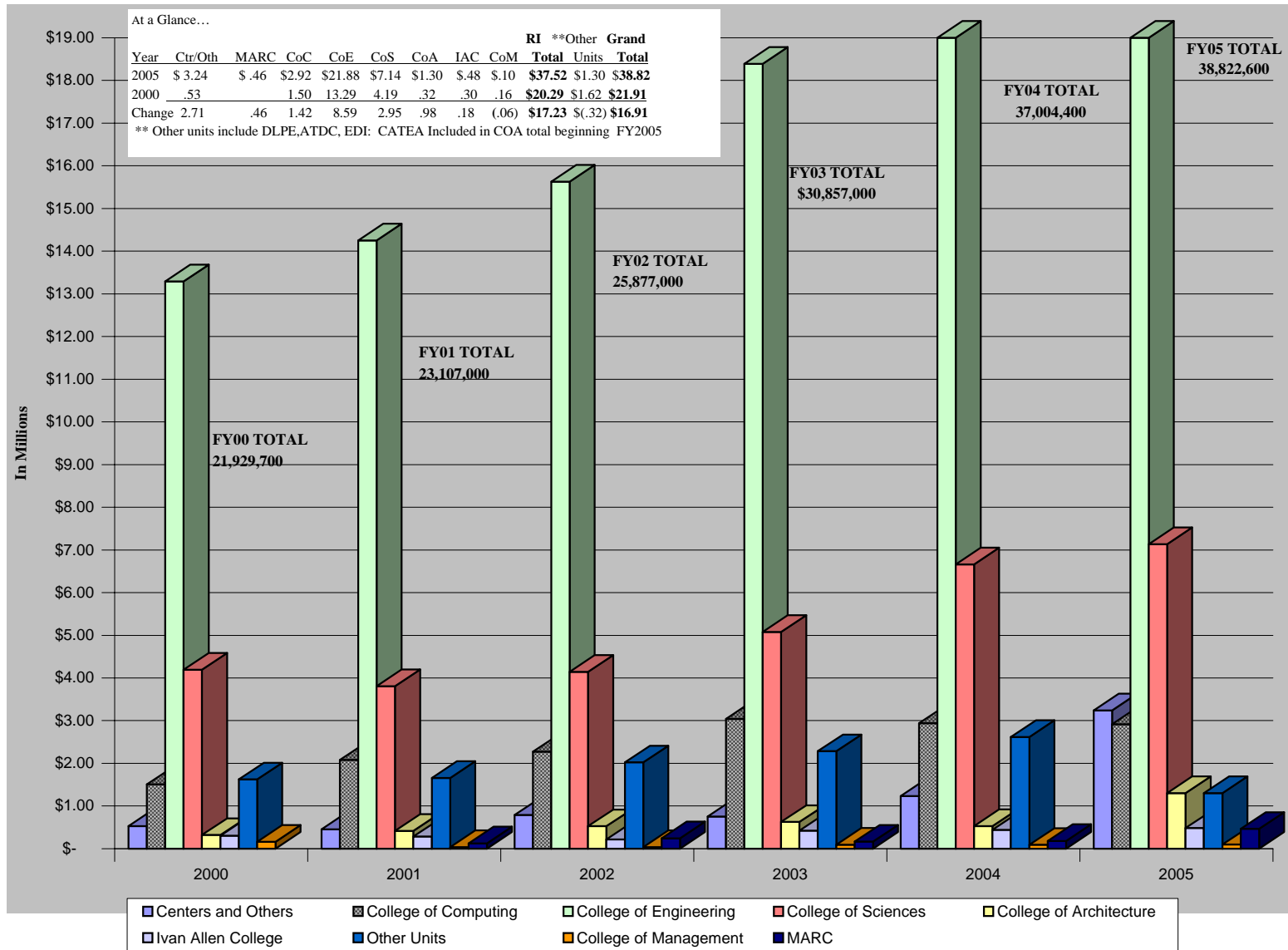
Cost Recoveries of \$21 Million

Sponsored Program By Major Source FY05 Facilities & Administrative Cost Recoveries

TOTAL: \$76.1 Million



GEORGIA INSTITUTE OF TECHNOLOGY
FY 05 ANNUAL REPORT
TREND ANALYSIS OF RI FACILITIES AND ADMINISTRATIVE COST RECOVERIES
GIT's growth fueled by \$8.6 Million (65%) rise in College of Engineering Recoveries



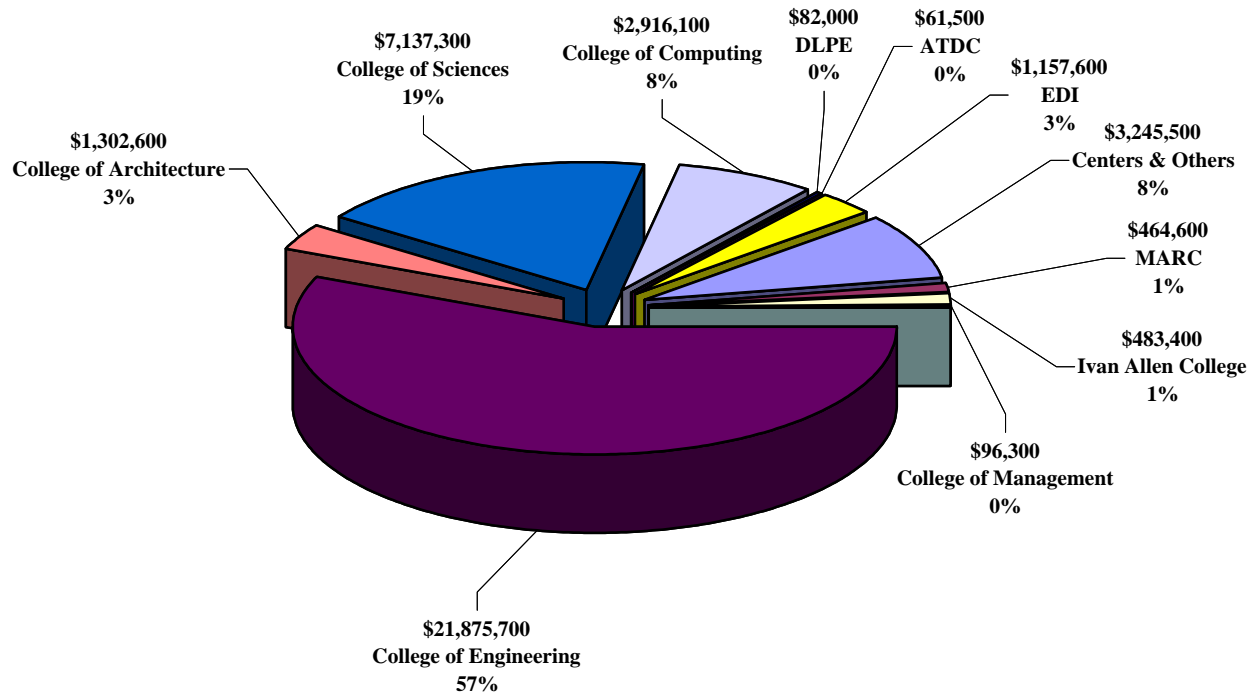
**GEORGIA INSTITUTE OF TECHNOLOGY
FY 05 ANNUAL REPORT
5 YEAR RI FACILITIES AND ADMINISTRATIVE RATES**

<i>Activity</i>	<i>FY 2001</i>	<i>FY 2002</i>	<i>FY 2003</i>	<i>FY 2004</i>	<i>FY 2005</i>
Facilities & Administrative Rates	Pred. Rates	Pred. Rates	Pred. Rates	Pred. Rates	Pred. Rates
Research Capped	49.9%	49.7%	49.2%	49.4%	49.4%
Uncapped (DoD Contracts)	53.4%	52.1%	51.8%	51.2%	51.2%
Other Sponsored	34.6%	33.5%	34.9%	37.8%	37.8%
Instruction	42.7%	44.7%	44.6%	44.8%	44.8%
Industrial (Non-Government) (1)	58.7%	55.3%	52.3%	53.7%	53.7%

(1) Industrial Rates based on rate study. But not approved by ONR

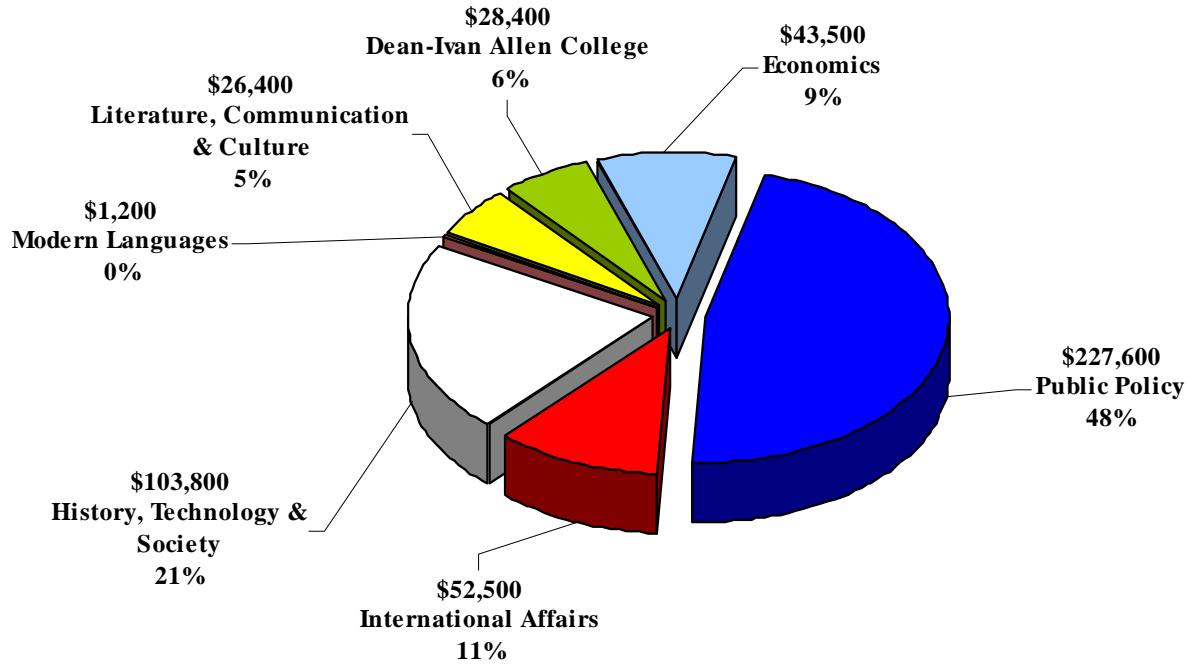
**RESIDENT INSTRUCTION AND OTHER UNITS
FY05 Facilities & Administrative Cost Recoveries**

TOTAL: \$38,822,600



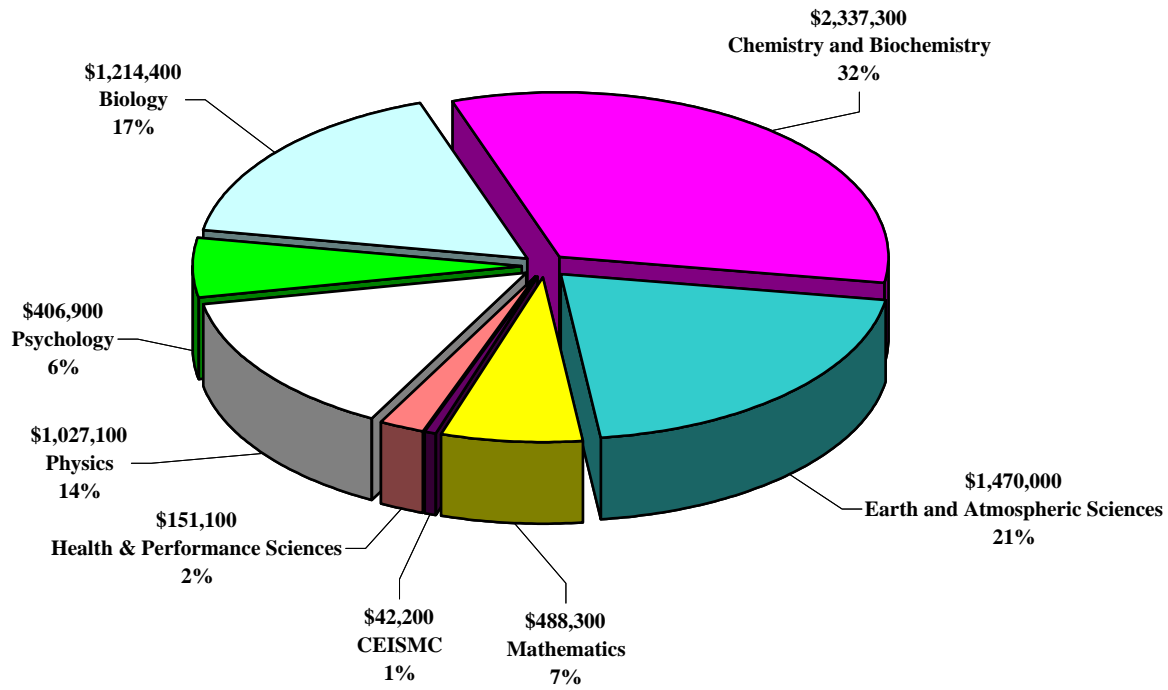
IVAN ALLEN COLLEGE
FY05 Facilities & Administrative Cost Recoveries

TOTAL: \$483,400



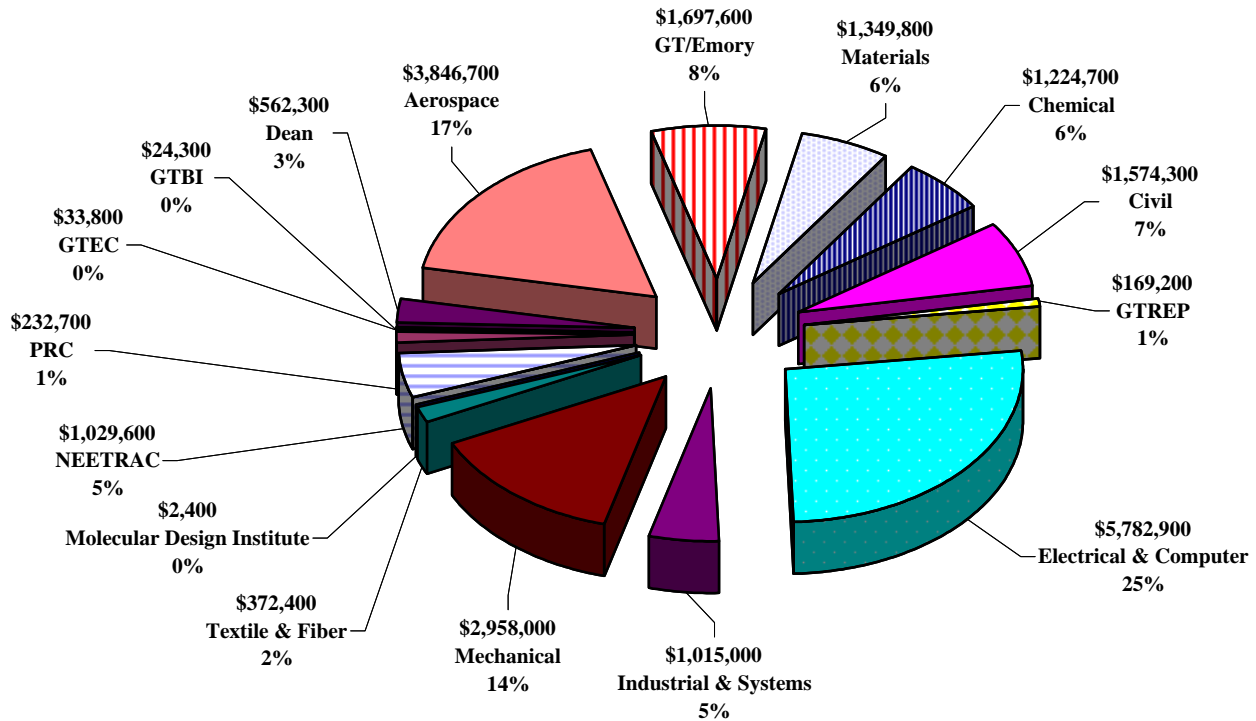
COLLEGE OF SCIENCES
FY05 Facilities & Administrative Cost Recoveries

TOTAL: \$7,137,300



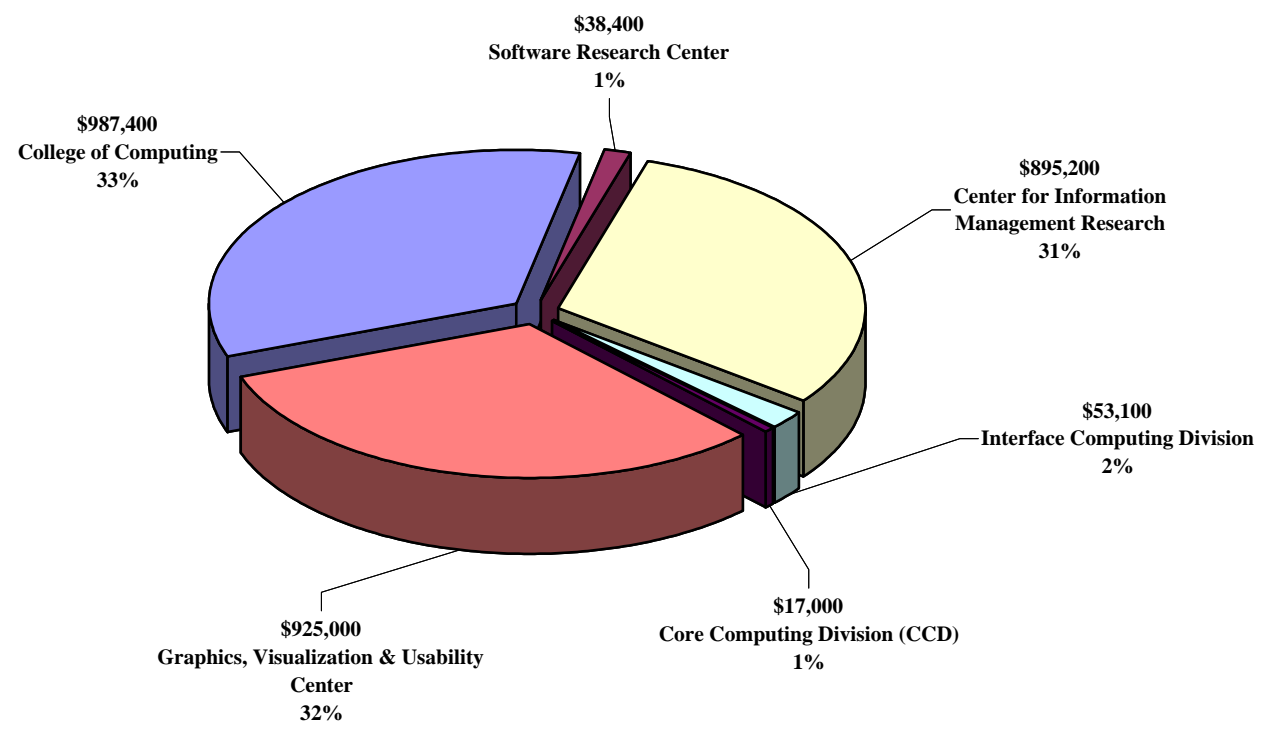
**COLLEGE OF ENGINEERING
FY05 Facilities & Administrative Cost Recoveries**

TOTAL: \$21,875,700



COLLEGE OF COMPUTING
FY05 Facilities & Administrative Cost Recoveries

TOTAL: \$2,916,100



GEORGIA INSTITUTE OF TECHNOLOGY

Reporting Context

FY 2005

Sponsored Program Expenditures			Research Expenditures		
Research			Sponsor Funded		
Direct	\$	231,046,971	Direct	\$	231,046,971
Indirect *		73,908,323			
Total		<u>304,955,294</u>			
Other Sponsored			Institute Funded Research		
Direct		56,172,626	Resident Instruction		
Indirect		2,207,747	Architecture		1,834,495
Total *		<u>58,380,374</u>	Computing		2,849,404
Total Sponsored		<u>363,335,668</u>	Engineering		36,160,182
Scholarships & Fellowships			Sciences		17,392,355
		45,725,960	Ivan Allen		216,461
Total			Management		205,522
Direct		332,945,557	GA Electronic Design Center		1,076,855
F&A Costs*		76,116,071	Other Centers**		15,287,398
Total	\$	<u>409,061,628</u>	Total RI		<u>75,022,672</u>
			GTRI		49,654,260
			DLPE		-
			CATEA		389,091
			ATDC		177,188
			EDI		2,581,380
			Total Institute Sponsored		<u>127,824,590</u>
			Total Research		<u>\$ 358,871,561</u>

* Excludes GTRC/GTARC Indirect Collections of \$21,029,800.

** Includes Georgia Research Alliance and Research Support. Lottery funds distributed to departments/units.