

Georgia Institute of Technology
Annual Financial Report
For Fiscal Year Ended June 30, 2013
Including Independent Auditor's Report



Georgia Institute
of Technology

GEORGIA INSTITUTE OF TECHNOLOGY

- TABLE OF CONTENTS -

	<u>Page</u>
SECTION I	
FINANCIAL	
INDEPENDENT AUDITOR'S REPORT	
REQUIRED SUPPLEMENTARY INFORMATION	
MANAGEMENT'S DISCUSSION AND ANALYSIS	i
BASIC FINANCIAL STATEMENTS	
EXHIBITS	
A STATEMENT OF NET POSITION	2
B STATEMENT OF REVENUES, EXPENSES AND CHANGES IN NET POSITION	3
C STATEMENT OF CASH FLOWS	4
D NOTES TO THE FINANCIAL STATEMENTS	7
SUPPLEMENTARY INFORMATION	
SCHEDULES	
1 BALANCE SHEET (NON-GAAP BASIS) BUDGET FUND	30
2 SUMMARY BUDGET COMPARISON AND SURPLUS ANALYSIS REPORT (NON-GAAP BASIS) BUDGET FUND	31
3 STATEMENT OF FUNDS AVAILABLE AND EXPENDITURES COMPARED TO BUDGET BY PROGRAM AND FUNDING SOURCE (NON-GAAP BASIS) BUDGET FUND	32
4 STATEMENT OF CHANGES TO FUND BALANCE BY PROGRAM AND FUNDING SOURCE (NON-GAAP BASIS) BUDGET FUND	34
5 RECONCILIATION OF BUDGET TO GAAP	36
6 RECONCILIATION OF SALARIES AND TRAVEL	37
SECTION II	
COMPLIANCE AND INTERNAL CONTROL REPORTS	
INDEPENDENT AUDITOR'S REPORT ON INTERNAL CONTROL OVER FINANCIAL REPORTING AND ON COMPLIANCE AND OTHER MATTERS BASED ON AN AUDIT OF FINANCIAL STATEMENTS PERFORMED IN ACCORDANCE WITH <i>GOVERNMENT AUDITING STANDARDS</i>	

GEORGIA INSTITUTE OF TECHNOLOGY

- TABLE OF CONTENTS -

SECTION III

FINDINGS AND QUESTIONED COSTS

SCHEDULE OF FINDINGS AND QUESTIONED COSTS AND MANAGEMENT'S CORRECTIVE ACTION PLAN

SECTION I
FINANCIAL



DEPARTMENT OF AUDITS AND ACCOUNTS

270 Washington Street, S.W., Suite 1-156
Atlanta, Georgia 30334-8400

Greg S. Griffin
STATE AUDITOR
(404) 656-2174

December 12, 2013

Honorable Nathan Deal, Governor
Members of the General Assembly of Georgia
Members of the Board of Regents of the
University System of Georgia
and
Honorable G. P. "Bud" Peterson, President
Georgia Institute of Technology

INDEPENDENT AUDITOR'S REPORT

Ladies and Gentlemen:

Report on the Financial Statements

We have audited the accompanying basic financial statements (Exhibits A through D) of the Georgia Institute of Technology, a unit of the University System of Georgia, which is an organizational unit of the State of Georgia, as of and for the year ended June 30, 2013.

Management's Responsibility for the Financial Statements

Management is responsible for the preparation and fair presentation of these financial statements in accordance with accounting principles generally accepted in the United States of America; this includes the design, implementation, and maintenance of internal control relevant to the preparation and fair presentation of financial statements that are free from material misstatement, whether due to fraud or error.

Auditor's Responsibility

Our responsibility is to express an opinion on these financial statements based on our audit. We conducted our audit in accordance with auditing standards generally accepted in the United States of America and the standards applicable to financial audits contained in *Government Auditing Standards*, issued by the Comptroller General of the United States. Those standards require that we plan and perform the audit to obtain reasonable assurance about whether the financial statements are free from material misstatement.

An audit involves performing procedures to obtain audit evidence about the amounts and disclosures in the financial statements. The procedures selected depend on the auditor's judgment, including the assessment of the risks of material misstatement of the financial statements, whether due to fraud or error. In making those risk assessments, the auditor considers internal control relevant to the Georgia Institute of Technology's preparation and fair presentation of the financial

statements in order to design audit procedures that are appropriate in the circumstances, but not for the purpose of expressing an opinion on the effectiveness of the Georgia Institute of Technology's internal control. Accordingly, we express no such opinion. An audit also includes evaluating the appropriateness of accounting policies used and the reasonableness of significant accounting estimates made by management, as well as evaluating the overall presentation of the financial statements.

We believe that the audit evidence we have obtained is sufficient and appropriate to provide a basis for our audit opinion.

Opinion

In our opinion, the basic financial statements referred to above present fairly, in all material respects, the respective financial position of the Georgia Institute of Technology as of June 30, 2013, and the respective changes in financial position and cash flows thereof for the year then ended in conformity with accounting principles generally accepted in the United States of America.

Emphasis of Matter

As discussed in Note 1, the financial statements of the Georgia Institute of Technology are intended to present the financial position and changes in financial position and cash flows of only that portion of the business-type activities of the State of Georgia that is attributable to the transactions of the Georgia Institute of Technology. They do not purport to, and do not, present fairly the financial position of the State of Georgia as of June 30, 2013, the changes in its financial position or its cash flows for the year then ended, in conformity with accounting principles generally accepted in the United States of America.

As described in Note 1 to the financial statements, in 2013, the Georgia Institute of Technology adopted new accounting guidance, GASB Statement No. 63, *Reporting Deferred Outflows, Deferred Inflows, and Net Position*. Our opinion is not modified with respect to these matters.

As discussed in Note 1 to the financial statements, beginning net position has been restated to correct a prior period method of accounting. Our opinion is not modified with respect to this matter.

Other Matters

Required Supplementary Information

Accounting principles generally accepted in the United States of America require that the Management's Discussion and Analysis on pages i through x be presented to supplement the basic financial statements. Such information, although not a part of the basic financial statements, is required by the Governmental Accounting Standards Board, who considers it to be an essential part of financial reporting for placing the basic financial statements in an appropriate operational, economic, or historical context. We have applied certain limited procedures to the required supplementary information in accordance with auditing standards generally accepted in the United States of America, which consisted of inquires of management about the methods of preparing the information and comparing the information for consistency with management's responses to our inquiries, the basic financial statements, and other knowledge we obtained during our audit of the basic financial statements. We do not express an opinion or provide any assurance on the information because the limited procedures do not provide us with sufficient evidence to express an opinion or provide any assurance.

Other Information

Our audit was conducted for the purpose of forming an opinion on the basic financial statements of the Georgia Institute of Technology. The accompanying supplementary information (Schedules 1 through 6) is presented for purposes of additional analysis and is not a required part of the basic financial statements.

The accompanying supplementary information (Schedules 1 through 6) is the responsibility of management and was derived from and relates directly to the underlying accounting and other records used to prepare the basic financial statements. Such information has been subjected to the auditing procedures applied in the audit of the basic financial statements and certain additional procedures, including comparing and reconciling such information directly to the underlying accounting or other records used to prepare the basic financial statements or to the basic financial statements themselves, and other additional procedures in accordance with auditing standards generally accepted in the United States of America. In our opinion, the information is fairly stated in all material respects in relation to the basic financial statements taken as a whole.

Other Reporting Required by *Government Auditing Standards*

In accordance with *Government Auditing Standards*, we have also issued our report dated December 12, 2013, on our consideration of the Georgia Institute of Technology's internal control over financial reporting and on our tests of its compliance with certain provisions of laws, regulations, contracts, and grant agreements and other matters. The purpose of that report is to describe the scope of our testing of internal control over financial reporting and compliance and the results of that testing, and not to provide an opinion on internal control over financial reporting or on compliance. That report is an integral part of an audit performed in accordance with *Government Auditing Standards* in considering the Georgia Institute of Technology's internal control over financial reporting and compliance.

Respectfully,



Greg S. Griffin
State Auditor

GSG:as
13ARL-62

REQUIRED SUPPLEMENTARY INFORMATION

GEORGIA INSTITUTE OF TECHNOLOGY

Management's Discussion and Analysis

Introduction

The Georgia Institute of Technology (Georgia Tech) is one of the thirty-one (31) institutions of higher education within the University System of Georgia (USG). Georgia Tech is one of the nation's top research universities and an international leader in scientific and technological research and education. Distinguished by its commitment to improving the human condition through advanced science and technology, Georgia Tech provides a focused, technology-based education for over 21,500 undergraduate and graduate students. Georgia Tech offers degrees through the Colleges of Architecture, Computing, Engineering, Sciences, the Scheller College of Business and the Ivan Allen College of Liberal Arts. As a leading technological institute, Georgia Tech has over 200 research centers and laboratories that consistently contribute vital research and innovation to government, industry, and business on a national as well as an international scale.

Accredited by the Southern Association of Colleges and Schools (SACS), Georgia Tech has many nationally recognized programs and is the only technological university consistently ranked in *U. S. News and World Report's* listing of America's Top Ten public universities. Undergraduate and graduate programs in Georgia Tech's College of Engineering are currently ranked in the country's Top Five by *U. S. News and World Report*. All of the Institute's undergraduate and graduate engineering programs are ranked in the top ten of their respective disciplines. These impressive national rankings reflect the academic prestige long associated with the Georgia Tech curriculum and have led to international recognition in a variety of global rankings, including eighth place in the world for engineering/technology and computer science by the Center for World Class Universities at Shanghai Jiao Tong University. *SmartMoney* magazine ranked Georgia Tech first in the nation in annualized return on investment (ROI) based on the financial return graduates earn from their degrees.

Founded in 1885 to help move Georgia's economy into the industrial age, Georgia Tech exceeded the expectations of its founders by becoming a multi-faceted research institution that serves as a source of new technologies and a driver of economic development. A recent USG study shows that Georgia Tech has a \$2.6 billion economic impact on the region. With a clear vision of technology and leadership, the Institute provides cutting edge education and research for the 21st century. Equipped with the extremely rich resources of an outstanding student body, faculty and staff; strong partnerships with business, industry, and government; and support from alumni and friends; Georgia Tech is designing a future of global preeminence, leadership, and service.

The Institution continues to grow its student population as indicated by the comparison numbers that follow.

	<u>Faculty</u>	<u>Students (Headcount)</u>	<u>Students (FTE)</u>
Fiscal Year 2013	1,043	21,558	20,245
Fiscal Year 2012	1,039	20,941	19,592
Fiscal Year 2011	992	20,721	19,420

Overview of the Financial Statements and Financial Analysis

Georgia Institute of Technology is pleased to present its financial statements for fiscal year 2013. The emphasis of discussions about these statements will be on current year data. There are three financial statements presented: the Statement of Net Position; the Statement of Revenues, Expenses and Changes in Net Position; and the Statement of Cash Flows. This discussion and analysis of the Institute's financial statements provides an overview of its financial activities for the year. The statements focus on the financial condition, results of operations and cash flows of the Institute as a whole, with resources classified for accounting and reporting purposes into five net asset categories: invested in capital assets, net of related debt; restricted-nonexpendable; restricted-expendable; restricted-capital projects and unrestricted. The basis of accounting is full accrual, including capitalization and depreciation of equipment and fixed assets and capitalization and amortization of intangible assets. Comparative data is provided for fiscal year 2013 and fiscal year 2012.

Statement of Net Position

The Statement of Net Position presents the assets, deferred outflows of resources, liabilities, deferred inflows of resources, and net position of the Institute as of the end of the fiscal year. This Statement of Net Position is a fiscal snapshot of Georgia Institute of Technology at a point-in-time. It presents end-of-year data concerning assets (current and noncurrent) plus deferred outflows of resources, and liabilities (current and noncurrent) plus deferred inflows, and net position (assets plus deferred outflows minus liabilities plus deferred inflows). The differences between current and noncurrent assets are discussed in the Notes to the Financial Statements.

From the data presented, readers of the Statement of Net Position are able to determine the assets available to continue the operations of the institution and as well as the obligations of the Institution.

Finally, the Statement of Net Position provides a picture of the net position (assets plus deferred outflows of resources minus liabilities plus deferred inflows of resources) and their availability for expenditure by the institution. Net position is divided into three major categories. The first category, net investment in capital assets, provides the institution's equity in property, plant and equipment owned by the institution. The next category is restricted, which is divided into two categories, nonexpendable and expendable.

The corpus of nonexpendable, restricted resources is available only for investment purposes. Expendable, restricted resources are available for expenditure by the institution but must be spent for purposes as determined by donors and/or external entities that have placed time or purpose restrictions on the use of the assets. The final category is unrestricted. Unrestricted resources are available to the institution for any lawful purpose.

Statement of Net Position, Condensed

	<u>June 30, 2013</u>	<u>June 30, 2012</u>
Assets		
Current Assets	\$ 306,877,204	\$ 233,264,543
Capital Assets, Net	1,707,211,661	1,704,209,166
Other Assets	<u>77,832,178</u>	<u>72,339,670</u>
Total Assets	\$ <u>2,091,921,043</u>	\$ <u>2,009,813,379</u>
Liabilities		
Current Liabilities	\$ 148,496,331	\$ 160,082,916
Noncurrent Liabilities	<u>500,500,385</u>	<u>514,917,349</u>
Total Liabilities	\$ <u>648,996,716</u>	\$ <u>675,000,265</u>
Net Position		
Net Investment in Capital Assets	\$ 1,210,752,738	\$ 1,192,492,937
Restricted		
Nonexpendable	56,145,130	52,508,280
Expendable	24,653,257	22,810,438
Capital Projects	34,924,236	366,927
Unrestricted	<u>116,448,966</u>	<u>66,634,532</u>
Total Net Position	\$ <u>1,442,924,327</u>	\$ <u>1,334,813,114</u>

Total Assets for fiscal year 2013 increased by \$82,107,664. A review of the Statement of Net Position will reveal that the increase was primarily due to an increase of \$80,818,409 in the category of Cash and Cash Equivalents.

Total Liabilities for fiscal year 2013 decreased by \$26,003,549. The combination of the increase in Total Assets of \$82,107,664 and the decrease in Total Liabilities of \$26,003,549 yields an increase in Total Net Position of \$108,111,213. The increase in Total Net Position is primarily in the category of Cash and Cash Equivalents, in the amount of \$80,818,409.

Statement of Revenues, Expenses and Changes in Net Position

Changes in total net position as presented on the Statement of Net Position are based on the activity presented in the Statement of Revenues, Expenses and Changes in Net Position. The purpose of the statement is to present the revenues received by the institution, both operating and nonoperating, and the expenses paid by the institution, operating and nonoperating, and any other revenues, expenses, gains and losses received or spent by the institution. Generally, operating revenues are received for providing goods and services to the various customers and constituencies of the institution. Operating expenses are those expenses paid to acquire or produce the goods and services provided in return for the operating revenues, and to carry out the mission of the institution. Nonoperating revenues are revenues received for which goods and services are not provided. For example state appropriations are nonoperating because they are provided by the Legislature to the institution without the Legislature directly receiving commensurate goods and services for those revenues.

Statement of Revenues, Expenses and Changes in Net Position, Condensed

Statement of Revenues, Expenses and Changes in Net Assets, Condensed

	<u>June 30, 2013</u>	<u>June 30, 2012</u>
Operating Revenues	\$ 1,169,290,445	\$ 1,083,188,931
Operating Expenses	<u>1,280,868,321</u>	<u>1,248,020,723</u>
Operating Loss	\$ -111,577,876	\$ -164,831,792
Nonoperating Revenues and Expenses	<u>211,739,385</u>	<u>215,402,563</u>
Income (Loss) Before Other Revenues, Expenses, Gains or Losses	\$ 100,161,509	\$ 50,570,771
Other Revenues, Expenses, Gains or Losses	<u>11,449,704</u>	<u>13,424,760</u>
Increase in Net Position	\$ <u>111,611,213</u>	\$ <u>63,995,531</u>
Net Position at Beginning of Year, Restated	\$ <u>1,331,313,114</u>	\$ <u>1,270,817,583</u>
Net Position at End of Year	\$ <u>1,442,924,327</u>	\$ <u>1,334,813,114</u>

The Statement of Revenues, Expenses and Changes in Net Position reflect a positive year, which is represented by an increase in Net Position at the end of the year of \$108,111,213. Some highlights of the information presented on this statement are as follows:

Revenue by Source
For the Years Ended June 30, 2013 and June 30, 2012

	<u>June 30, 2013</u>	<u>June 30, 2012</u>
Operating Revenue		
Tuition and Fees	\$ 271,444,683	\$ 235,003,328
Grants and Contracts	754,543,784	712,223,470
Sales and Services of Educational Departments	28,487,815	27,536,159
Auxiliary	97,309,346	90,194,401
Other	<u>17,504,817</u>	<u>18,231,573</u>
Total Operating Revenue	<u>\$ 1,169,290,445</u>	<u>\$ 1,083,188,931</u>
Nonoperating Revenue		
State Appropriations	\$ 206,883,732	\$ 206,511,431
Grants and Contracts	13,156,106	13,108,800
Gifts	32,662,540	2,838,709
Investment Income	13,379,765	13,183,097
Other	<u>0</u>	<u>5,955,770</u>
Total Nonoperating Revenue	<u>\$ 266,082,143</u>	<u>\$ 241,597,807</u>
Capital Grants and Gifts		
State	\$ 6,828,046	\$ 8,434,807
Other	<u>4,621,658</u>	<u>4,989,953</u>
Total Capital Grants and Gifts	<u>\$ 11,449,704</u>	<u>\$ 13,424,760</u>
Total Revenues	<u>\$ 1,446,822,292</u>	<u>\$ 1,338,211,498</u>

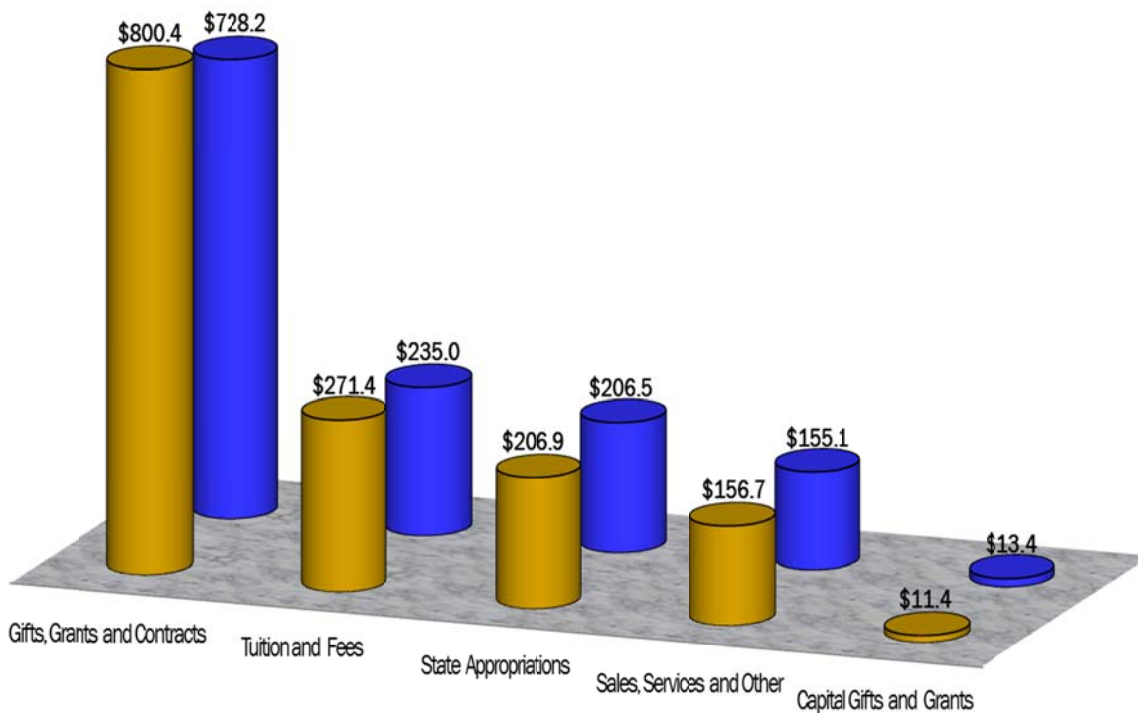
Expenses (By Functional Classification)
For the Years Ended June 30, 2013 and June 30, 2012

	<u>June 30, 2013</u>	<u>June 30, 2012</u>
Operating Expenses		
Instruction	\$ 239,150,606	\$ 237,927,330
Research	612,185,044	568,632,074
Public Service	50,438,575	50,026,426
Academic Support	51,284,572	47,701,220
Student Services	31,781,647	29,810,084
Institutional Support	64,304,959	70,560,056
Plant Operations and Maintenance	146,757,858	160,075,084
Scholarships and Fellowships	13,398,912	13,828,717
Auxiliary Enterprises	<u>71,566,148</u>	<u>69,459,732</u>
Total Operating Expenses	<u>\$ 1,280,868,321</u>	<u>\$ 1,248,020,723</u>
Nonoperating Expenses		
Interest Expense (Capital Assets)	\$ 27,066,882	\$ 26,195,244
Other	<u>27,275,876</u>	<u>0</u>
Total Nonoperating Expenses	<u>\$ 54,342,758</u>	<u>\$ 26,195,244</u>
Total Expenses	<u>\$ 1,335,211,079</u>	<u>\$ 1,274,215,967</u>

On the Statement of Revenues, Expenses and Changes in Net Position, Operating Revenues increased by \$86.1 million, while Nonoperating Revenue increased by \$24.5 million and Capital Gifts and Grants decreased by \$2.0 million. Overall revenue for fiscal year 2013 increased by \$108.6 million over the previous fiscal year as illustrated in the graph below. The \$800.4 million in revenue from Gifts, Grants and Contracts includes \$96.9 million of direct expense reimbursements from the Georgia Tech Foundation.

Georgia Institute of Technology Revenue (dollars in millions)

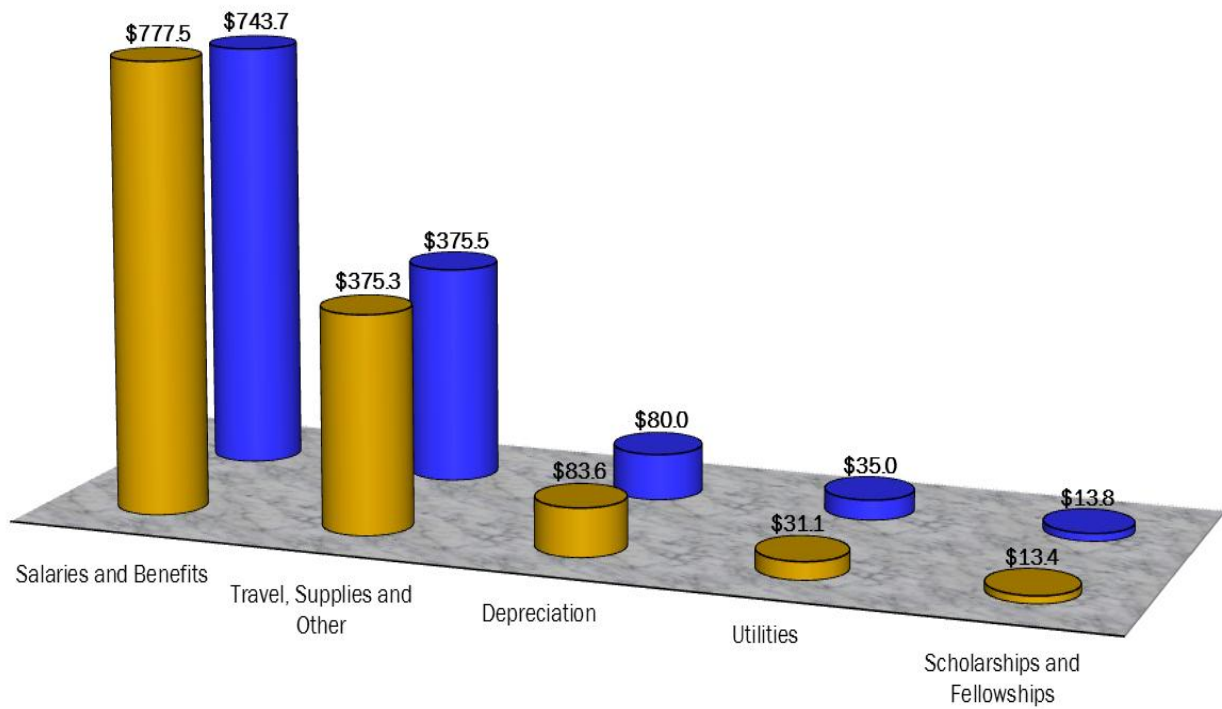
■ FY2013 \$1,446.8 ■ FY2012 \$1,338.2



In the Operating Expenses by Object of Expenditure Class graph below, total operating expenses for the fiscal year were approximately \$1,280.9 million. Salaries and Benefits increased by \$33.8 million from fiscal year 2012 to fiscal year 2013, primarily due to an increase in research operations. Overall operating expenses increased by \$32.9 million, or 2.6% over the previous fiscal year.

Georgia Institute of Technology Operating Expenses by Object of Expenditure Class (dollars in millions)

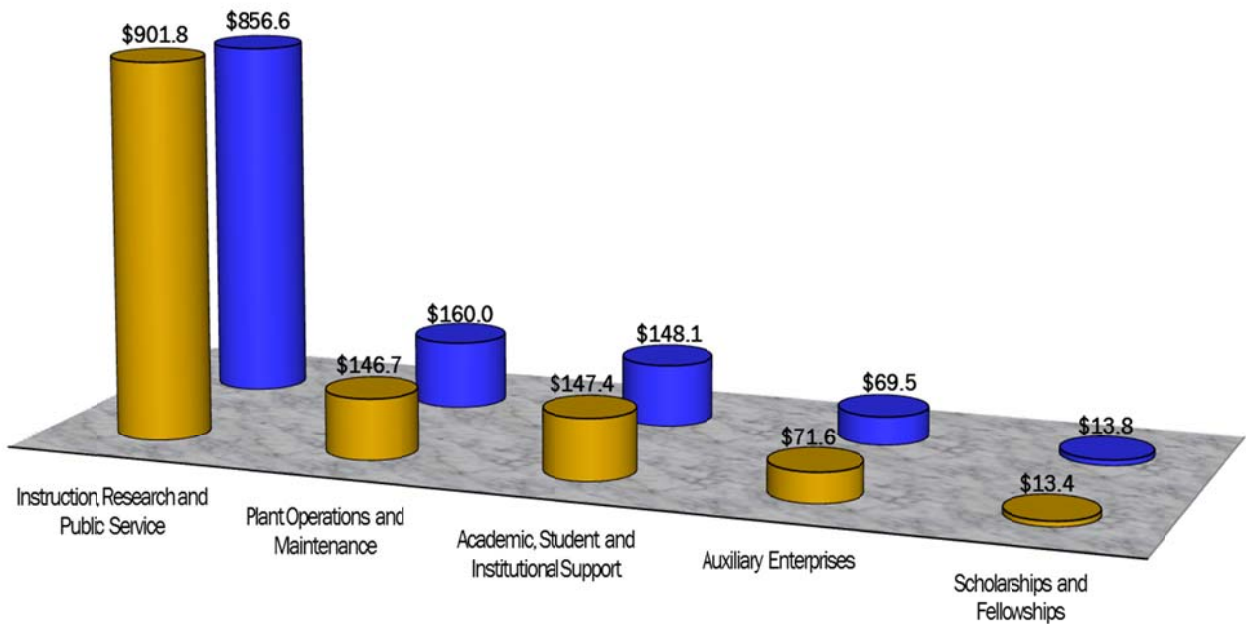
■ FY2013 \$1,280.9 ■ FY2012 \$1,248.0



In the Operating Expenses by Functional Class graph below, Instruction, Research and Public Service expenses increased by \$45.2 million, while operating expenses for Auxiliary Enterprises increased by \$2.1 million. Operating expenses for Plant Operations and Maintenance, Academic, Student and Institutional Support and Scholarships and Fellowships decreased by \$13.3 million, \$0.7 million and \$0.4 million, respectively. The changes listed above resulted in a \$32.9 million increase in overall operating expenses for the fiscal year.

Georgia Institute of Technology Operating Expenses by Functional Class (dollars in millions)

■ FY2013 \$1,280.9 ■ FY2012 \$1,248.0



Statement of Cash Flows

The final statement presented by the Georgia Institute of Technology is the Statement of Cash Flows. The Statement of Cash Flows presents detailed information about the cash activity of the institution during the year. The statement is divided into five parts. The first part deals with operating cash flows and shows the net cash used by the operating activities of the institution. The second section reflects cash flows from noncapital financing activities. This section reflects the cash received and spent for nonoperating, noninvesting, and noncapital financing purposes. The third section deals with cash flows from capital and related financing activities. This section deals with the cash used for the acquisition and construction of capital and related items. The fourth section reflects the cash flows from investing activities and shows the purchases, proceeds, and interest received from investing activities. The fifth section reconciles the net cash used to the operating income or loss reflected on the Statement of Revenues, Expenses and Changes in Net Position.

Cash Flows for the Years Ended June 30, 2013 and 2012, Condensed

	<u>June 30, 2013</u>	<u>June 30, 2012</u>
Cash Provided (Used) By:		
Operating Activities	\$ -24,638,292	\$ -80,863,045
Noncapital Financing Activities	225,285,736	227,235,781
Capital and Related Financing Activities	-128,922,244	-155,518,074
Investing Activities	<u>9,093,209</u>	<u>14,187,832</u>
Net Change in Cash	\$ 80,818,409	\$ 5,042,494
Cash, Beginning of Year	<u>119,828,476</u>	<u>114,785,982</u>
Cash, End of Year	<u>\$ 200,646,885</u>	<u>\$ 119,828,476</u>

Capital Assets

The Institute had no significant capital asset additions in fiscal year 2013.

For additional information concerning Capital Assets, see Notes 1, 6, 8, and 10 in the Notes to the Financial Statements.

Long-Term Liabilities

Georgia Institute of Technology had Long-Term Liabilities of \$537,234,226 of which \$43,690,091 was reflected as current liability at June 30, 2013.

For additional information concerning Long-Term Liabilities, see Notes 1 and 8 in the Notes to the Financial Statements.

Economic Outlook

In fiscal years 2009 through 2013 the Institute experienced significant budget cuts to state appropriations, including cuts to "B" Units such as Georgia Tech Research Institute (GTRI) and Economic Innovation Institute (EII). From fiscal years 2009 through 2013, the Institute received budget reductions totaling \$99.7 million, or 35% of the fiscal year 2009 base state funding. The Governor's budget guidelines for the Fiscal 2014 Amended Budget and the Fiscal 2015 Budget do not include further reductions. Georgia Tech remains cautious and maintains proactive planning efforts to address possible future reductions.

The University System operates under a formula funding system. The formula is a mathematical device that aggregates the funding needs of all institutions to provide a continuous level of support for Resident Instruction (RI) activity. Workload variables for Instruction, Research, Public Service and other organized activities are applied to the formula to determine RI funding needs. The Institute receives an allocation of the University System's formula funding each year. In fiscal year 2013, Georgia Tech received formula funding of \$6.75 million from the state to support enrollment growth and \$546 thousand to support new facilities. The Institute received \$6.5 million in new formula funding for fiscal year 2014. These monies will be used to fund strategic planning efforts and to hire new faculty members to help improve the student-faculty ratio.

Sponsored awards received during fiscal year 2013 exceeded \$620 million, representing a slight decrease from the previous year. Annual sponsored revenue increased by 6% to approximately \$768 million in fiscal year 2013. Although Federal funding for research is likely to decline in fiscal year 2014, the Institute is well-positioned in growing and emerging research areas that are of interest and value to both Federal and non-Federal sponsors. For this reason, Georgia Tech expects to maintain strong sponsored revenue performance in the coming fiscal year.

Enrollment is expected to remain stable, with a slight increase likely for fiscal year 2014. The Board of Regents (BOR) approved a tuition increase of 7% for both undergraduate and graduate resident students. For nonresident students the BOR approved 2.0% undergraduate and 1.75% graduate rate increases. The Institute expects to continue increasing tuition in an effort to move tuition closer to its peer institutions.

Another major revenue source for the Institute is indirect cost recoveries. Fiscal year 2013 saw a decline of \$1.8 million, or 3.1% from the prior year's recoveries for Resident Instruction and EII. Georgia Tech remains cautious as it enters fiscal year 2014, planning for a manageable decline in these funds consistent with the sponsored award expectations noted above.

Georgia Tech expects additional revenue generated from tuition increases, as well as revenue increases from sales and services to offset negative growth in other revenue categories in fiscal year 2014.

Dr. G.P. "Bud" Peterson, President
Georgia Institute of Technology

Mr. Steven G. Swant, Executive Vice President
Georgia Institute of Technology

BASIC FINANCIAL STATEMENTS

GEORGIA INSTITUTE OF TECHNOLOGY
STATEMENT OF NET POSITION
JUNE 30, 2013

EXHIBIT "A"

ASSETS

Current Assets	
Cash and Cash Equivalents	\$ 200,646,885
Short-Term Investments	154,473
Accounts Receivable, Net (Note 3)	
Receivables - Federal Financial Assistance	57,478,013
Receivables - Other	39,512,814
Inventories (Note 4)	378,453
Prepaid Items	<u>8,706,566</u>
 Total Current Assets	 \$ <u>306,877,204</u>
Noncurrent Assets	
Investments	\$ 64,913,602
Notes Receivable, Net	12,918,576
Capital Assets, Net (Note 6)	<u>1,707,211,661</u>
 Total Noncurrent Assets	 \$ <u>1,785,043,839</u>
 Total Assets	 \$ <u>2,091,921,043</u>

LIABILITIES

Current Liabilities	
Accounts Payable	\$ 37,262,799
Salaries Payable	2,079,742
Benefits Payable	428,696
Contracts Payable	5,825,637
Deposits	33,029,458
Unearned Revenue (Note 7)	22,740,466
Other Liabilities	224,105
Deposits Held for Other Organizations	3,215,337
Lease Purchase Obligations	18,480,129
Compensated Absences	<u>25,209,962</u>
 Total Current Liabilities	 \$ <u>148,496,331</u>
Noncurrent Liabilities	
Lease Purchase Obligations	\$ 477,978,794
Unearned Revenue	6,956,250
Compensated Absences	<u>15,565,341</u>
 Total Noncurrent Liabilities	 \$ <u>500,500,385</u>
 Total Liabilities	 \$ <u>648,996,716</u>

NET POSITION

Net Investment in Capital Assets	\$ 1,210,752,738
Restricted for:	
Nonexpendable	56,145,130
Expendable	24,653,257
Capital Projects	34,924,236
Unrestricted	<u>116,448,966</u>
 Total Net Position	 \$ <u><u>1,442,924,327</u></u>

The notes to the financial statements are an integral part of this statement.

GEORGIA INSTITUTE OF TECHNOLOGY
STATEMENT OF REVENUES, EXPENSES AND CHANGES IN NET POSITION
YEAR ENDED JUNE 30, 2013

EXHIBIT "B"

OPERATING REVENUES

Student Tuition and Fees (Net of Allowance for Doubtful Accounts)	\$	310,668,739
Less: Scholarship Allowances		-39,224,056
Grants and Contracts		
Federal		490,243,658
Federal Stimulus		13,240,122
State		11,650,133
Other		239,409,871
Sales and Services		28,487,815
Rents and Royalties		702,467
Auxiliary Enterprises		
Residence Halls		66,791,086
Bookstore		1,932,876
Food Services		2,658,294
Parking/Transportation		15,694,555
Health Services		7,947,014
Other Organizations		2,285,521
Other Operating Revenues		<u>16,802,350</u>
 Total Operating Revenues	 \$	 <u>1,169,290,445</u>

OPERATING EXPENSES

Salaries		
Faculty	\$	309,489,759
Staff		326,826,538
Employee Benefits		140,442,970
Other Personal Services		779,027
Travel		23,944,460
Scholarships and Fellowships		13,397,436
Utilities		31,050,621
Supplies and Other Services		351,373,487
Depreciation		<u>83,564,023</u>
 Total Operating Expenses	 \$	 <u>1,280,868,321</u>
 Operating Income (Loss)	 \$	 <u>-111,577,876</u>

NONOPERATING REVENUES (EXPENSES)

State Appropriations	\$	206,883,732
Grants and Contracts		
Federal		13,156,106
Gifts		32,662,540
Investment Income		13,379,765
Interest Expense		-27,066,882
Other Nonoperating Expenses		<u>-27,275,876</u>
 Net Nonoperating Revenues (Expenses)	 \$	 <u>211,739,385</u>
 Income (Loss) Before Other Revenues, Expenses, Gains, or Losses	 \$	 <u>100,161,509</u>
Capital Grants and Gifts		
State	\$	6,828,046
Other		<u>4,621,658</u>
 Total Other Revenues, Expenses, Gains or Losses	 \$	 <u>11,449,704</u>
 Increase (Decrease) in Net Position	 \$	 <u>111,611,213</u>
Net Position - Beginning of Year, Restated	\$	<u>1,331,313,114</u>
 Net Position - End of Year	 \$	 <u>1,442,924,327</u>

The notes to the financial statements are an integral part of this statement.

GEORGIA INSTITUTE OF TECHNOLOGY
STATEMENT OF CASH FLOWS
YEAR ENDED JUNE 30, 2013

EXHIBIT "C"

CASH FLOWS FROM OPERATING ACTIVITIES	
Tuition and Fees	\$ 271,490,934
Grants and Contracts (Exchange)	763,750,335
Sales and Services	28,227,457
Payments to Suppliers	-551,962,980
Payments to Employees	-635,505,773
Payments for Scholarships and Fellowships	-13,397,436
Loans Issued to Students and Employees	-3,976,709
Collection of Loans to Students and Employees	2,770,183
Auxiliary Enterprise Charges:	
Residence Halls	66,844,244
Bookstore	1,932,876
Food Services	2,630,787
Parking/Transportation	15,728,923
Health Services	7,944,075
Intercollegiate Athletics	-47,365
Other Organizations	2,289,575
Other Receipts (Payments)	<u>16,642,582</u>
Net Cash Provided (Used) by Operating Activities	<u>\$ -24,638,292</u>
CASH FLOWS FROM NONCAPITAL FINANCING ACTIVITIES	
State Appropriations	\$ 206,883,732
Agency Funds Transactions	359,234
Gifts and Grants Received for Other than Capital Purposes	15,019,673
Other Nonoperating Receipts	<u>3,023,097</u>
Net Cash Flows Provided (Used) by Noncapital Financing Activities	<u>\$ 225,285,736</u>
CASH FLOWS FROM CAPITAL AND RELATED FINANCING ACTIVITIES	
Capital Grants and Gifts Received	\$ 6,828,046
Proceeds from Sale of Capital Assets	17,335,053
Purchases of Capital Assets	-108,658,225
Principal Paid on Capital Debt and Leases	-17,375,006
Interest Paid on Capital Debt and Leases	<u>-27,052,112</u>
Net Cash Provided (Used) by Capital and Related Financing Activities	<u>\$ -128,922,244</u>
CASH FLOWS FROM INVESTING ACTIVITIES	
Interest on Investments	\$ 9,543,209
Purchase of Investments	<u>-450,000</u>
Net Cash Provided (Used) by Investing Activities	<u>\$ 9,093,209</u>
Net Increase (Decrease) in Cash	\$ 80,818,409
Cash and Cash Equivalents - Beginning of Year	<u>119,828,476</u>
Cash and Cash Equivalents - End of Year	<u><u>\$ 200,646,885</u></u>

GEORGIA INSTITUTE OF TECHNOLOGY
STATEMENT OF CASH FLOWS
YEAR ENDED JUNE 30, 2013

EXHIBIT "C"

RECONCILIATION OF OPERATING LOSS TO NET CASH

PROVIDED (USED) BY OPERATING ACTIVITIES:

Operating Income (Loss)	\$ -111,577,876
Adjustments to Reconcile Operating Income (loss) to Net Cash	
Provided (Used) by Operating Activities	
Depreciation	83,564,023
Change in Assets and Liabilities:	
Accounts Receivables, Net	7,172,961
Inventories	-26,711
Prepaid Items	60,073
Notes Receivable, Net	-1,206,525
Accounts Payable	-1,298,808
Unearned Revenue	971,017
Other Liabilities	-3,063,500
Compensated Absences	<u>767,054</u>

Net Cash Provided (Used) by Operating Activities	\$ <u>-24,638,292</u>
--	-----------------------

NONCASH ACTIVITY

Fixed Assets Acquired by Incurring Capital Lease Obligations	\$ <u>2,117,700</u>
Change in Fair Value of Investments Recognized as a Component of Interest Income	\$ <u>3,836,555</u>
Gift Reducing Proceeds of Gifts and Grants Received for Other Than Capital Purposes	\$ <u>-30,798,972</u>
Gift of Capital Assets Reducing Proceeds of Capital Grants and Gifts	\$ <u>-4,621,658</u>

The notes to the financial statements are an integral part of this statement.

(This page left intentionally blank)

Note 1. Summary of Significant Accounting Policies

Nature of Operations

Georgia Institute of Technology serves the state, national and international communities by providing its students with academic instruction that advances fundamental knowledge, conducting research to create a better world for mankind, and by disseminating knowledge to the people of Georgia, the nation, and throughout the world.

Reporting Entity

Georgia Institute of Technology is one of thirty-one (31) State supported member institutions of higher education in Georgia which comprise the University System of Georgia, an organizational unit of the State of Georgia. The accompanying financial statements reflect the operations of Georgia Institute of Technology as a separate reporting entity.

The Board of Regents has constitutional authority to govern, control and manage the University System of Georgia. This authority includes but is not limited to the power to designate management, the ability to significantly influence operations, the authority to control institutions' budgets, the power to determine allotments of State funds to member institutions and the authority to prescribe accounting systems and administrative policies for member institutions. Georgia Institute of Technology does not have authority to retain unexpended State appropriations (surplus) for any given fiscal year. Accordingly, Georgia Institute of Technology is considered an organizational unit of the Board of Regents of the University System of Georgia reporting entity for financial reporting purposes because of the significance of its legal, operational, and financial relationships with the Board of Regents as defined in Section 2100 of the Governmental Accounting Standards Board (GASB) Codification of Governmental Accounting and Financial Reporting Standards.

Legally separate, tax exempt Affiliated Organizations whose activities primarily support units of the University System of Georgia, which are organizational units of the State of Georgia, are considered potential Component Units of the State. See Note 16 for additional information.

Financial Statement Presentation

The financial statements have been prepared in accordance with generally accepted accounting principles (GAAP) as prescribed by the GASB and are presented as required by these standards to provide a comprehensive, entity-wide perspective of the Institute's assets, liabilities, net position, revenues, expenses, changes in net position and cash flows.

Basis of Accounting

For financial reporting purposes, the Institute is considered a special-purpose government engaged only in business-type activities. Accordingly, the Institute's financial statements have been presented using the economic resources measurement focus and the accrual basis of accounting. Under the accrual basis, revenues are recognized when earned, and expenses are recorded when an obligation has been incurred. All significant intra-Institution transactions have been eliminated.

New Accounting Pronouncements

In fiscal year 2013, the Institute adopted the Governmental Accounting Standards Board (GASB) Statement No. 60, *Accounting and Financial Reporting for Service Concession Arrangements*. The provisions of this Statement establish accounting and financial reporting standards for governments who enter into Service Concession Arrangements (SCA) with other governmental or nongovernmental entities. As of June 30, 2013, the Institute has not entered into any arrangements that meet the qualifications to be reported as a SCA in accordance with this standard.

In fiscal year 2013, the Institute adopted the Governmental Accounting Standards Board (GASB) Statement No. 62, *Codification of Accounting and Financial Reporting Guidance Contained in Pre-November 30, 1989 FASB and AICPA Pronouncements*. The provisions of this Statement incorporate certain accounting and financial reporting guidance into authoritative GASB literature.

In fiscal year 2013, the Institute adopted the Governmental Accounting Standards Board (GASB) Statement No. 63, *Financial Reporting of Deferred Outflows of Resources, Deferred Inflows of Resources and Net Position*. The provisions of this Statement establish financial reporting standards for the presentation of deferred outflows of resources and deferred inflows of resources and their effects on a government's net position. The Institute changed its presentation of net assets to net position for fiscal year 2013. There were no other applicable reporting changes for the Institute

Cash and Cash Equivalents

Cash and Cash Equivalents consist of petty cash, demand deposits and time deposits in authorized financial institutions, and cash management pools that have the general characteristics of demand deposit accounts. This includes the State Investment Pool and the Board of Regents Short-Term Investment Pool.

Short-Term Investments

Short-Term Investments consist of investments of 90 days - 13 months, which includes certificates of deposits or other time-restricted investments with original maturities of six months or more when purchased. Funds are not readily available and there is a penalty for early withdrawal.

Investments

Investments include financial instruments with terms in excess of 13 months, certain other securities for the production of revenue, land, and other real estate held as investments by endowments. The Institute accounts for its investments at fair value in accordance with GASB Statement No. 31, *Accounting and Financial Reporting for Certain Investments and for External Investment Pools*. Changes in unrealized gain (loss) on the carrying value of investments are reported as a component of investment income in the Statement of Revenues, Expenses and Changes in Net Position. The Board of Regents Diversified Fund and the Georgia Extended Asset Pool are included under Investments for the Institute.

Accounts Receivable

Accounts receivable consists of tuition and fees charged to students and auxiliary enterprise services provided to students, faculty and staff, the majority of whom reside in the State of Georgia. Accounts receivable also includes amounts due from the federal government, state and local governments, or private sources, in connection with reimbursement of allowable expenditures made pursuant to the Institute's grants and contracts. Accounts receivable are recorded net of estimated uncollectible amounts.

Inventories

Consumable supplies are recorded on the consumption method and are valued at cost on the Statement of Net Position using the average-cost basis. Resale Inventories are valued at cost using the average-cost basis.

Noncurrent Cash and Investments

Cash and investments that are externally restricted and cannot be used to pay current liabilities are classified as noncurrent assets in the Statement of Net Position.

Capital Assets

Capital assets are recorded at cost at the date of acquisition, or fair market value at the date of donation in the case of gifts. For equipment, the Institute's capitalization policy includes all items with a unit cost of \$5,000 or more, and a useful life that meets or exceeds 5 years. Renovations to Buildings, Infrastructure and Facilities and Other Improvements are capitalized as betterments when the expenditure for the renovation meets or exceeds the capitalization threshold of \$100,000. The Institute uses the parent/child methodology to track the costs of nonresearch buildings. In this instance, the original asset is considered the "parent" and any improvements that meet the capitalization criteria above are considered "children". The child asset normally takes on the remaining useful life of the parent asset unless it is determined the child asset increases the useful life of the structure by 25 percent of the original life. If the child asset increases the useful life, the net book value of the original building asset is recapitalized along with eligible improvements as a new asset and the original building asset is retired. Routine repairs and maintenance are charged to operating expense in the year in which the expense was incurred.

Depreciation is computed using the straight-line method over the estimated useful lives of the assets, generally 40 to 50 years for buildings, 25 to 75 years for infrastructure, 20 to 50 years for facilities and other improvements, 10 years for library books and 5 to 10 years for equipment. Nonresearch buildings are generally depreciated over 40 to 50 years as indicated above. Research buildings are depreciated by building component such as elevators, general structure, HVAC, roof, etc. The useful life of these components is generally between 20 and 50 years. Residual values will generally be 10% of historical costs for infrastructure, buildings and building improvements, and facilities and other improvements.

Amortization of intangible assets such as water, timber, and mineral rights, easements, patents, trademarks, copyrights and internally generated software is computed using the straight-line method over the estimated useful lives of the assets, generally 10 to 20 years.

To obtain the total picture of plant additions in the University System, it is necessary to look at the activities of the Georgia State Financing and Investment Commission (GSFIC) - an organization that is external to the System. GSFIC issues bonds for and on behalf of the State of Georgia, pursuant to powers granted to it in the Constitution of the State of Georgia and the Act creating the Georgia State Financing and Investment Commission. The bonds issued constitute direct and general obligations of the State of Georgia, the payment of which the full faith, credit and taxing power of the State are pledged.

For projects managed by GSFIC, GSFIC retains construction in progress on its books throughout the construction period and transfers the entire project to the Institute when complete. For projects managed by the Institute, the Institute retains construction in progress on its books and is reimbursed by GSFIC. For the year ended June 30, 2013, GSFIC did not transfer any capital additions to Georgia Institute of Technology.

Deposits

Deposits represent good faith deposits from students to reserve housing assignments in an Institute residence hall.

Unearned Revenues

Unearned Revenues include amounts received for tuition and fees and certain auxiliary activities prior to the end of the fiscal year but related to the subsequent accounting period. Unearned Revenues also include amounts received from grant and contract sponsors that have not yet been earned.

Compensated Absences

Employee vacation pay is accrued at year-end for financial statement purposes. The liability and expense incurred are recorded at year-end as compensated absences in the Statement of Net Position, and as a component of compensation and benefit expense in the Statement of Revenues, Expenses and Changes in Net Position. Georgia Institute of Technology had accrued liability for compensated absences in the amount of \$40,008,249 as of July 1, 2012. For fiscal year 2013, \$23,438,172 was earned in compensated absences and employees were paid \$22,671,118, for a net increase of \$767,054. The ending balance as of June 30, 2013 in accrued liability for compensated absences was \$40,775,303.

Noncurrent Liabilities

Noncurrent liabilities include (1) liabilities that will not be paid within the next fiscal year; (2) capital lease obligations with contractual maturities greater than one year; and (3) other liabilities that, although payable within one year, are to be paid from funds that are classified as noncurrent assets.

Net Position

The Institute's net position is classified as follows:

Net Investment in Capital Assets: This represents the Institute's total investment in capital assets, net of outstanding debt obligations related to those capital assets. To the extent debt has been incurred but not yet expended for capital assets, such amounts are not included as a component of the net investment in capital assets. The term "debt obligations" as used in this definition does not include debt of GSFIC as discussed previously in Note 1 - Capital Assets section.

Restricted - nonexpendable includes endowment and similar type funds, in which donors or other outside sources have stipulated, as a condition of the gift instrument, that the principal is to be maintained inviolate and in perpetuity, and invested for the purpose of producing present and future income, which may be either expended or added to principal. The Institute may accumulate as much of the annual net income of an institutional fund as is prudent under the standard established by Code Section 44-15-7 of Annotated Code of Georgia.

Restricted - expendable includes resources in which the Institute is legally or contractually obligated to spend in accordance with restrictions imposed by external third parties.

Expendable Restricted include the following at June 30, 2013:

Restricted - E&G and Other Organized Activities	\$	1,922,849
Federal Loans		7,045,937
Institutional Loans		6,877,619
Quasi-Endowments		<u>8,806,852</u>
 Total Restricted Expendable	 \$	 <u><u>24,653,257</u></u>

Restricted - expendable - Capital Projects: This represents resources for which the Institute is legally or contractually obligated to spend resources for capital projects in accordance with restrictions imposed by external third parties.

Unrestricted: Unrestricted represents resources derived from student tuition and fees, state appropriations, and sales and services of educational departments and auxiliary enterprises. These resources are used for transactions relating to the educational and general operations of the

Institute, and may be used at the discretion of the governing board to meet current expenses for those purposes. Unrestricted resources also include auxiliary enterprises, which are substantially self-supporting activities that provide services for students, faculty and staff. Unexpended state appropriations (surplus) must be refunded to the Board of Regents of the University System of Georgia, University System Office for remittance to the Office of the State Treasurer. At June 30, 2013, the Institute had a surplus balance in state appropriations of \$189,417.89 to be refunded.

Unrestricted resources include the following items which are quasi-restricted by management at June 30, 2013:

R & R Reserve	\$	27,112,365
Reserve for Encumbrances		49,780,765
Reserve for Inventory		378,453
Other Unrestricted		<u>39,177,383</u>
 Total Unrestricted Net Position	 \$	 <u><u>116,448,966</u></u>

When an expense is incurred that can be paid using either restricted or unrestricted resources, the Institute's policy is to first apply the expense towards unrestricted resources, and then towards restricted resources.

Income Taxes

Georgia Institute of Technology, as a political subdivision of the State of Georgia, is excluded from Federal income taxes under Section 115(1) of the Internal Revenue Code, as amended.

Classification of Revenues and Expenses

The Statement of Revenues, Expenses and Changes in Net Position classify fiscal year activity as operating and nonoperating according to the following criteria:

Operating Revenue includes activities that have the characteristics of exchange transactions, such as (1) student tuition and fees, net of scholarship allowances, (2) certain Federal, state and local grants and contracts, and (3) sales and services.

Nonoperating Revenue includes activities that have the characteristics of nonexchange transactions, such as gifts and contributions, and other revenue sources that are defined as nonoperating revenue by GASB No. 9, *Reporting Cash Flows of Proprietary and Nonexpendable Trust Funds and Governmental Entities That Use Proprietary Fund Accounting* and GASB No. 34, *Basic Financial Statements and Management's Discussion and Analysis for State and Local Governments*, such as state appropriations and investment income.

Operating Expenses: Operating expense includes activities that have the characteristics of exchange transactions.

Nonoperating expense includes activities that have the characteristics of nonexchange transactions, such as capital financing costs and costs related to investment activity.

Scholarship Allowances

Student tuition and fee revenues, and certain other revenues from students, are reported at gross with a contra revenue account of scholarship allowances in the Statement of Revenues, Expenses and Changes in Net Position. Scholarship allowances are the difference between the stated charge for goods and services provided by the Institute, and the amount that is paid by students and/or third parties making payments on the students' behalf.

Certain governmental grants, such as Pell grants, and other Federal, state or nongovernmental programs are recorded as either operating or nonoperating revenues in the Institute's financial statements. To the extent that revenues from such programs are used to satisfy tuition and fees and other student charges, the Institute has recorded contra revenue for scholarship allowances.

Restatement of Prior Year Net Position

Georgia Institute of Technology has a restatement of prior year net position decreasing beginning Net Position by \$3.5 million. This restatement is a result of correcting the method of accounting for the up-front payments received in fiscal year 2010 and fiscal year 2011 for the Sodexo, Inc. vending contract. The funds were recognized as revenue in the year of receipt. The Institute corrected the accounting treatment for these transactions and has deferred the portion that will be recognized over the remaining life of the contract.

Note 2. Deposits and Investments

Deposits

The custodial credit risk for deposits is the risk that in the event of a bank failure, the Institute's deposits may not be recovered. Funds belonging to the State of Georgia (and thus the Institute) cannot be placed in a depository paying interest longer than ten days without the depository providing a surety bond to the State. In lieu of a surety bond, the depository may pledge as collateral any one or more of the following securities as enumerated in the Official Code of Georgia Annotated Section 50-17-59:

1. Bonds, bills, notes, certificates of indebtedness, or other direct obligations of the United States or of the State of Georgia.
2. Bonds, bills, notes, certificates of indebtedness or other obligations of the counties or municipalities of the State of Georgia.
3. Bonds of any public authority created by the laws of the State of Georgia, providing that the statute that created the authority authorized the use of the bonds for this purpose.
4. Industrial revenue bonds and bonds of development authorities created by the laws of the State of Georgia.
5. Bonds, bills, certificates of indebtedness, notes or other obligations of a subsidiary corporation of the United States government, which are fully guaranteed by the United States government both as to principal and interest and debt obligations issued by the Federal Land Bank, the Federal Home Loan Bank, the Federal Intermediate Credit Bank, the Central Bank for Cooperatives, the Farm Credit Banks, the Federal Home Loan Mortgage Association and the Federal National Mortgage Association.
6. Guarantee or insurance of accounts provided by the Federal Deposit Insurance Corporation.

The Treasurer of the Board of Regents is responsible for all details relative to furnishing the required depository protection for all units of the University System of Georgia.

GEORGIA INSTITUTE OF TECHNOLOGY
NOTES TO THE FINANCIAL STATEMENTS
JUNE 30, 2013

EXHIBIT "D"

At June 30, 2013, the carrying value of deposits was \$14,641,104 and the bank balance was \$25,697,585. Of the Institute's deposits, \$25,583,650 were uninsured. Of these uninsured deposits, \$161,513 were collateralized with securities held by the financial institution's trust department or agent in the Institute's name, \$25,422,137 were collateralized with securities held by the financial institution, by its trust department or agency, but not in the Institute's name.

Investments

Georgia Institute of Technology maintains an investment policy which fosters sound and prudent judgment in the management of assets to ensure safety of capital consistent with the fiduciary responsibility each institution has to the citizens of Georgia and which conforms to Board of Regents investment policy. All investments are consistent with donor intent, Board of Regents policy, and applicable Federal and state laws.

The Institute's investments as of June 30, 2013 are presented below. All investments are presented by investment type and debt securities are presented by maturity.

Investment Type	Fair Value	Investment Maturity				
		Less Than 4 months	4 - 12 months	1 - 5 Years	6 - 10 years	More than 10 Years
Debt Securities						
U. S. Treasuries	\$ 3,971,046			\$ 1,529,999	\$ 2,441,047	
U. S. Agencies						
Explicitly Guaranteed	3,952					\$ 3,952
Implicitly Guaranteed	2,604,623	\$ 379,373	\$ 706,456	939,545	138,556	440,693
Corporate Debt	107,630		18,578	49,225	39,827	
	<u>\$ 6,687,251</u>	<u>\$ 379,373</u>	<u>\$ 725,034</u>	<u>\$ 2,518,769</u>	<u>\$ 2,619,430</u>	<u>\$ 444,645</u>
Other Investments						
Bond/Equity Mutual Funds	6,843,807					
Equity Securities - Domestic	650,285					
Miscellaneous Holdings	289,606					
Real Estate Held						
for Investment Purposes	476,960					
Real Estate Investment Fund	206,755					
Investment Pools						
Board of Regents						
Short-Term Fund	96,133,609					
Diversified Fund	49,597,424					
Office of the State Treasurer						
Georgia Fund 1	90,006,486					
Georgia Extended Asset Pool	154,473					
Total Investments	<u>\$ 251,046,656</u>					

The Board of Regents Investment Pool is not registered with the Securities and Exchange Commission as an investment company. The fair value of investments is determined daily. The pool does not issue shares. Each participant is allocated a pro rata share of each investment at fair value along with a pro rata share of the interest that it earns. Participation in the Board of Regents Investment Pool is voluntary. The Board of Regents Investment Pool is not rated. Additional information on the Board of Regents Investment Pool is disclosed in the audited Financial

Statements of the Board of Regents of the University System of Georgia - System Office (oversight unit). This audit can be obtained from the Georgia Department of Audits - Education Audit Division or on their web site at <http://www.audits.ga.gov>.

The Georgia Fund 1 Investment Pool, managed by the Office of the State Treasurer, is not registered with the Securities and Exchange Commission as an investment company, but does operate in a manner consistent with the SEC's Rule 2a7 of the Investment Company Act of 1940. This investment is valued at the pool's share price, \$1.00 per share. The Georgia Fund 1 Investment Pool is an AA+f rated investment pool by Standard and Poor's. The Weighted Average Maturity of the Fund is 43 days.

The Georgia Extended Asset Pool, managed by the Office of the State Treasurer, is not registered with the Securities and Exchange Commission as an investment company. Net Asset Value (NAV) is calculated daily to determine current share price, which was \$2.00 at June 30, 2013. The Georgia Extended Asset Pool is an AA+f rated investment pool by Standard and Poor's. The Weighted Average Maturity of the Fund is .26 years.

Interest Rate Risk

Interest rate risk is the risk that changes in interest rates of debt investments will adversely affect the fair value of an investment. The Institute's policy for managing interest rate risk is to comply with Regent's policy and applicable Federal and State laws.

The Effective Duration of the Short-Term Fund is .56 years. Of the Institute's total investment of \$96,133,609 in the Short-Term Fund, \$84,337,054 is invested in debt securities.

The Effective Duration of the Diversified Fund is 5.43 years. Of the Institute's total investment of \$49,597,424 in the Diversified Fund, \$15,871,176 is invested in debt securities.

Custodial Credit Risk

Custodial credit risk for investments is the risk that, in the event of a failure of the counterparty to a transaction, the Institute will not be able to recover the value of the investment or collateral securities that are in the possession of an outside party. The Institute's policy for managing custodial credit risk for investments is an integral part of its current investment policies dated May 16, 2005, which specifies how counterparties are selected and how investments are to be held on behalf of the Institute.

At June 30, 2013, \$12,666,572 of the Institute's applicable investments were uninsured and held by the investment's counterparty in the Institute's name and \$1,969,085 were uninsured and held by the investment's counterparty's trust department or agent, but not in the Institute's name.

Credit Quality Risk

Credit quality risk is the risk that an issuer or other counterparty to an investment will not fulfill its obligations. The Institute's policy for managing credit quality risk for investments is an integral part of its current investment policies dated May 16, 2005, which identifies approved investment products, and specifies the required credit quality, as applicable, for each investment based upon approved credit rating agencies.

GEORGIA INSTITUTE OF TECHNOLOGY
NOTES TO THE FINANCIAL STATEMENTS
JUNE 30, 2013

EXHIBIT "D"

The investments subject to credit quality risk are reflected below:

<u>Credit Quality Risk</u>	<u>Fair Value</u>	<u>AAA</u>	<u>AA</u>	<u>A</u>	<u>BBB</u>
Related Debt Investments					
U. S. Agencies	\$ 2,604,623	\$ 275,777	\$ 2,328,846		
Corporate Debt	<u>107,630</u>	<u>5,121</u>	<u>24,298</u>	\$ 54,141	\$ 24,070
	<u>\$ 2,712,253</u>	<u>\$ 280,898</u>	<u>\$ 2,353,144</u>	<u>\$ 54,141</u>	<u>\$ 24,070</u>

Concentration of Credit Risk

Concentration of credit risk is the risk of loss attributed to the magnitude of a government's investment in a single issuer. The Institute's policy for managing concentration credit risk for investments is an integral part of its current investment policies dated May 16, 2005, which overviews concentration guidelines not allowing more than 20% of the total investment portfolio to be concentrated in anyone other than the U. S. Treasury or other Federal Government agencies.

Note 3. Accounts Receivable

Accounts receivable consisted of the following at June 30, 2013:

Student Tuition and Fees	\$ 3,658,751
Auxiliary Enterprises and Other Operating Activities	2,259,558
Federal Financial Assistance	57,478,013
Due from Georgia State Financing and Investment Commission	704,359
Other	<u>35,047,722</u>
	\$ 99,148,403
Less Allowance for Doubtful Accounts	<u>2,157,576</u>
Net Accounts Receivable	<u>\$ 96,990,827</u>

Note 4. Inventories

Inventories consisted of the following at June 30, 2013:

Physical Plant	\$ 327,780
Other	<u>50,673</u>
Total Inventories	<u>\$ 378,453</u>

Note 5. Notes/Loans Receivable

The Federal Perkins Loan Program (the Program) comprises substantially all of the loans receivable at June 30, 2013. The Program provides for cancellation of a loan at rates of 10% to 30% per year up to a maximum of 100% if the participant complies with certain provisions. The Federal government reimburses the Institute for amounts cancelled under these provisions. As the Institute determines that loans are uncollectible and not eligible for reimbursement by the Federal government, the loans are written off and assigned to the U. S. Department of Education. The Institute has provided an allowance for uncollectible loans, which, in management's opinion, is sufficient to absorb loans that will ultimately be written off. At June 30, 2013, the allowance for uncollectible loans was approximately \$379,178.

GEORGIA INSTITUTE OF TECHNOLOGY
NOTES TO THE FINANCIAL STATEMENTS
JUNE 30, 2013

EXHIBIT "D"

Note 6. Capital Assets

Following are the changes in capital assets for the year ended June 30, 2013:

	Beginning Balance <u>July 1, 2012</u>	<u>Additions</u>	<u>Reductions</u>	Ending Balance <u>June 30, 2013</u>
Capital Assets, Not Being Depreciated:				
Land	\$ 53,643,001	\$ 2,125,542		\$ 55,768,543
Capitalized Collections	18,136,017	921,069	\$ 1,550	19,055,536
Construction Work-In-Progress	58,877,742	34,205,857	50,141,712	42,941,887
	<u>130,656,760</u>	<u>37,252,468</u>	<u>50,143,262</u>	<u>117,765,966</u>
Total Capital Assets, Not Being Depreciated	\$ 130,656,760	\$ 37,252,468	\$ 50,143,262	\$ 117,765,966
Capital Assets, Being Depreciated/Amortized:				
Infrastructure	\$ 121,160,332	\$ 4,581,334	\$ 2,627,293	\$ 123,114,373
Building and Building Improvements	1,655,450,823	51,571,614	3,256,950	1,703,765,487
Facilities and Other Improvements	45,203,671	3,406,210	3,087,253	45,522,628
Equipment	441,111,152	39,530,382	19,815,178	460,826,356
Library Collections	113,139,456	5,142,900	422,858	117,859,498
Software	1,530,895			1,530,895
	<u>2,377,596,329</u>	<u>104,232,440</u>	<u>29,209,532</u>	<u>2,452,619,237</u>
Total Assets Being Depreciated/Amortized	\$ 2,377,596,329	\$ 104,232,440	\$ 29,209,532	\$ 2,452,619,237
Less: Accumulated Depreciation/Amortization:				
Infrastructure	\$ 27,295,295	\$ 3,250,882	\$ 1,610,245	\$ 28,935,932
Building and Building Improvements	398,093,017	38,863,783	2,593,853	434,362,947
Facilities and Other Improvements	11,990,668	1,719,608	2,349,943	11,360,333
Equipment	282,589,159	34,730,290	17,457,505	299,861,944
Library Collections	83,080,701	4,846,370	422,858	87,504,213
Software	995,083	153,090		1,148,173
	<u>804,043,923</u>	<u>83,564,023</u>	<u>24,434,404</u>	<u>863,173,542</u>
Total Accumulated Depreciation/Amortization	\$ 804,043,923	\$ 83,564,023	\$ 24,434,404	\$ 863,173,542
Total Capital Assets Being Depreciated/Amortized, Net	\$ 1,573,552,406	\$ 20,668,417	\$ 4,775,128	\$ 1,589,445,695
Capital Assets, Net	\$ 1,704,209,166	\$ 57,920,885	\$ 54,918,390	\$ 1,707,211,661

Note 7. Unearned Revenue

Unearned revenue consisted of the following at June 30, 2013:

Prepaid Tuition and Fees	\$ 18,744,116
Research	2,419,159
Other Unearned Revenue	<u>1,577,191</u>
Total Unearned Revenue	\$ <u>22,740,466</u>

Long-term unearned revenue totaled \$6,956,250, which consisted of receipts deferred for rental payments and up-front receipts deferred for a multi-year vending contract.

Note 8. Long-Term Liabilities

Long-Term liability activity for the year ended June 30, 2013 was as follows:

	Beginning Balance July 1, 2012	Additions	Reductions	Ending Balance June 30, 2013	Current Portion
Leases					
Lease Obligations	\$ 511,716,229	\$ 2,117,700	\$ 17,375,006	\$ 496,458,923	\$ 18,480,129
Other Liabilities					
Compensated Absences	<u>40,008,249</u>	<u>23,438,172</u>	<u>22,671,118</u>	<u>40,775,303</u>	<u>25,209,962</u>
Total Long-Term Obligations	<u>\$ 551,724,478</u>	<u>\$ 25,555,872</u>	<u>\$ 40,046,124</u>	<u>\$ 537,234,226</u>	<u>\$ 43,690,091</u>

Note 9. Significant Commitments

The Institute had significant unearned, outstanding, construction or renovation contracts executed in the amount of \$27,919,797 as of June 30, 2013. This amount is not reflected in the accompanying basic financial statements.

Note 10. Lease Obligations

Georgia Institute of Technology is obligated under various operating leases for the use of real property (land, buildings, and office facilities) and equipment, and is also obligated under capital leases and installment purchase agreements for the acquisition of real property and equipment.

CAPITAL LEASES

Capital leases are generally payable in installments ranging from monthly to annually and have terms expiring in various years between 2013 and 2043. Expenditures for fiscal year 2013 were \$44,315,868 of which \$27,066,882 represented interest. Total reduction to capital leases was \$17,375,006 for the fiscal year ended June 30, 2013. Interest rates range from 1.9 percent to 6.5 percent. The following is a summary of the carrying values of assets held under capital lease at June 30, 2013:

GEORGIA INSTITUTE OF TECHNOLOGY
NOTES TO THE FINANCIAL STATEMENTS
JUNE 30, 2013

EXHIBIT "D"

Description	Gross Amount (+)	Accumulated Depreciation (-)	Net Position Held Under Capital Lease at June 30, 2013 (=)	Outstanding Balances per Lease Schedules at June 30, 2013
Land - (PPV Only)	\$ 11,457,418		\$ 11,457,418	\$ 8,948,729
Infrastructure - (PPV Only)	39,705,000	\$ 7,861,590	31,843,410	37,188,285
Equipment	11,419,644	6,576,716	4,842,928	4,285,028
Equipment - (PPV Only)	9,733,571	5,353,464	4,380,107	0
Buildings	88,601,703	25,806,596	62,795,107	77,151,540
Buildings - (PPV Only)	456,582,372	66,050,553	390,531,819	368,274,975
Facilities and Improvements - (PPV Only)	679,713	449,426	230,287	610,366
	<u>\$ 618,179,421</u>	<u>\$ 112,098,345</u>	<u>\$ 506,081,076</u>	<u>\$ 496,458,923</u>

Certain capital leases provide for renewal and/or purchase options. Generally purchase options at bargain prices of one dollar are exercisable at the expiration of the lease terms.

Georgia Institute of Technology had fifteen capital leases with related parties in fiscal year 2013, including six capital leases for the Technology Square Complex. These related party leases are with the Georgia Tech Research Corporation (GTRC), Georgia Tech Facilities, Inc. (GTFI), and the Georgia Tech Foundation (GTF). The Institute also had one real property capital lease with an unrelated party, The University Financing Foundation (TUFF). The following capital lease schedule lists the pertinent information for each lease including the building name, lessor, total principal amount, lease term, lease begin date, lease end date, remaining long-term debt as of June 30, 2013 and the principal and interest due in fiscal year 2014.

CAPITAL LEASE SCHEDULE

BUILDING	LESSOR	TOTAL PRINCIPAL	LEASE TERM	BEG DT MM/YY	END DT MM/YY	REM LTD @ JUNE 30, 2013	P & I DUE IN FY2014
Institute for Bioeng & Biosci	GTRC	\$ 21,560,000	30 yrs	11/97	05/28	\$ 15,040,000	\$ 1,424,750
Campus Recreation Center	GTF	\$ 44,980,000	30 yrs	02/01	02/31	\$ 35,700,000	\$ 3,309,758
Technology Square Rsch Bldg	TUFF	\$ 76,150,584	29 yrs	06/03	06/32	\$ 73,707,710	\$ 5,068,107
Technology Square Complex	GTF	\$ 142,298,200	19-29 yrs	08/03	07/32	\$ 111,140,920	\$ 10,212,604
Married Family Housing	GTFI	\$ 61,863,391	25 yrs	10/05	06/30	\$ 48,932,818	\$ 4,476,258
Molecular Sciences & Eng	GTFI	\$ 75,205,000	29 yrs	09/06	06/36	\$ 66,780,000	\$ 4,980,850
Klaus Advanced Computing Ctr	GTFI	\$ 9,835,000	20 yrs	10/06	06/25	\$ 7,210,000	\$ 805,688
Electrical Sub Station	GTFI	\$ 39,705,000	34 yrs	10/07	12/41	\$ 37,188,285	\$ 3,000,000
North Ave Apts (Pkg/Dining)	GTFI	\$ 82,705,507	25 yrs	07/11	06/36	\$ 74,736,975	\$ 5,868,000
Academy of Medicine	GTFI	\$ 5,000,000	20 yrs	01/12	06/31	\$ 4,749,004	\$ 430,000
Carbon Neutral Energy Solutions	GTFI	\$ 13,815,000	31 yrs	10/12	06/43	\$ 13,544,353	\$ 882,000

The Institute is obligated to various parties for the lease purchase of furniture, fixtures, equipment, and plant infrastructure improvements. These leases have various end dates through June 30, 2018. At June 30, 2013, the remaining long-term debt obligation under these agreements was \$7,729,458. The amount due (principal and interest) in the next fiscal year is \$4,231,285.

OPERATING LEASES

Georgia Institute of Technology is the Lessee under a number of one-year operating leases, which generally provide for renewal option periods. Lease renewals are at the fair rental value at the time of renewal. All agreements are cancellable if the State of Georgia does not provide adequate funding, but that is considered a remote possibility. In the normal course of business, operating leases are generally renewed or replaced by other leases. Operating leases are generally payable on a monthly basis. Properties are leased for specific Institute activities, however most of the Institute's operating leases are for office space.

DESCRIPTION OF RELATED PARTY LEASES

Georgia Institute of Technology entered into various real property operating leases with related parties including Georgia Tech Research Corporation (GTRC), Georgia Tech Foundation (GTF), Georgia Advanced Technology Ventures (GATV), Inc. and VLP 1, VLP 2, VLP 3 and TEP 1 subsidiaries of GATV. The current agreements are for July 1, 2013 through June 30, 2014 with most of the agreements containing a renewal option. Under these agreements, the Institute is obligated to pay these related parties a total of \$10,142,279 in the next fiscal year.

FUTURE COMMITMENTS

Future commitments for capital leases (which here and on the Statement of Net Position) include other installment purchase agreements) and for noncancellable operating leases having remaining terms in excess of one year as of June 30, 2013, were as follows:

	Real Property and Equipment	
	Capital Leases	Operating Leases
Year Ending June 30:		
2014	\$ 44,689,302	\$ 12,743,119
2015	42,782,657	
2016	41,480,639	
2017	41,532,305	
2018	41,611,022	
2019 - 2023	205,509,043	
2024 - 2028	200,710,346	
2029 - 2033	148,114,210	
2034 - 2038	36,117,497	
2039 - 2043	11,763,000	
Total Minimum Lease Payments	\$ 814,310,021	\$ 12,743,119
Less: Interest	317,851,098	
Principal Outstanding	\$ 496,458,923	

Georgia Institute of Technology's fiscal year 2013 expense for rental of real property and equipment under operating leases was \$13,396,895.

Note 11. Retirement Plans

Georgia Institute of Technology participates in various retirement plans administered by the State of Georgia under two major retirement systems: Employees' Retirement System of Georgia (ERS System) and Teachers Retirement System of Georgia. These two systems issue separate publicly available financial reports that include the applicable financial statements and required supplementary information. The reports may be obtained from the respective system offices. The significant retirement plans that Georgia Institute of Technology participates in are described below. More detailed information can be found in the plan agreements and related legislation. Each plan, including benefit and contribution provisions, was established and can be amended by State law.

Employees' Retirement System of Georgia

The ERS System is comprised of individual retirement systems and plans covering substantially all employees of the State of Georgia except for teachers and other employees covered by the Teachers Retirement System of Georgia. One of the ERS System plans, the Employees' Retirement System of Georgia (ERS), is a cost-sharing multiple-employer defined benefit pension plan that was established by the Georgia General Assembly during the 1949 Legislative Session for the purpose of providing retirement allowances for employees of the State of Georgia and its political subdivisions. ERS is directed by a Board of Trustees and has the powers and privileges of a corporation. ERS acts pursuant to statutory direction and guidelines, which may be amended prospectively for new hires but for existing members and beneficiaries may be amended in some aspects only subject to potential application of certain constitutional restraints against impairment of contract.

On November 20, 1997, the Board created the Supplemental Retirement Benefit Plan (SRBP-ERS) of ERS. SRBP-ERS was established as a qualified governmental excess benefit plan in accordance with Section 415 of the Internal Revenue Code (IRC) as a portion of ERS. The purpose of the SRBP-ERS is to provide retirement benefits to employees covered by ERS whose benefits are otherwise limited by IRC Section 415. Beginning January 1, 1998, all members and retired former members in ERS are eligible to participate in the SRBP-ERS whenever their benefits under ERS exceed the limitation on benefits imposed by IRC Section 415.

The benefit structure of ERS is established by the Board of Trustees under statutory guidelines. Unless the employee elects otherwise, an employee who currently maintains membership with ERS based upon State employment that started prior to July 1, 1982, is an "old plan" member subject to the plan provisions in effect prior to July 1, 1982. Members hired on or after July 1, 1982 but prior to January 1, 2009 are "new plan" members subject to the modified plan provisions. Effective January 1, 2009, newly hired State employees, as well as rehired State employees who did not maintain eligibility for the "old" or "new" plan, are members of the Georgia State Employees' Pension and Savings Plan (GSEPS). ERS members hired prior to January 1, 2009 also have the option to change their membership to the GSEPS plan.

Under the old plan, new plan, and GSEPS, a member may retire and receive normal retirement benefits after completion of 10 years of creditable service and attainment of age 60 or 30 years of creditable service regardless of age. Additionally, there are some provisions allowing for early retirement after 25 years of creditable service for members under age 60.

Retirement benefits paid to members are based upon a formula adopted by the Board of Trustees for such purpose. The formula considers the monthly average of the member's highest 24 consecutive calendar months of salary, the number of years of creditable service, and the member's age at retirement. Post-retirement cost-of-living adjustments may be made to members' benefits

provided the members were hired prior to July 1, 2009. The normal retirement pension is payable monthly for life; however, options are available for distribution of the member's monthly pension, at reduced rates, to a designated beneficiary upon the member's death. Death and disability benefits are also available through ERS.

Member contribution rates are set by law. Member contributions under the old plan are 4% of annual compensation up to \$4,200 plus 6% of annual compensation in excess of \$4,200. Under the old plan, Georgia Institute of Technology pays member contributions in excess of 1.25% of annual compensation. Under the old plan, these Georgia Institute of Technology contributions are included in the members' accounts for refund purposes and are used in the computation of the members' earnable compensation for the purpose of computing retirement benefits. Member contributions under the new plan and GSEPS are 1.25% of annual compensation. Georgia Institute of Technology is required to contribute at a specified percentage of active member payroll established by the Board of Trustees determined annually in accordance with actuarial valuation and minimum funding standards as provided by law. These Georgia Institute of Technology contributions are not at any time refundable to the member or his/her beneficiary.

Employer contributions required for fiscal year 2013 were based on the June 30, 2010 actuarial valuation as follows:

Old Plan	14.90%
New Plan	14.90%
GSEPS	11.54%

*10.15% exclusive of contributions paid by the employer on behalf of old plan members

Members become vested after 10 years of service. Upon termination of employment, member contributions with accumulated interest are refundable upon request by the member. However, if an otherwise vested member terminates and withdraws his/her member contributions; the member forfeits all rights to retirement benefits.

Teachers Retirement System of Georgia

The Teachers Retirement System of Georgia (TRS) is a cost-sharing multiple-employer defined benefit plan created in 1943 by an act of the Georgia General Assembly to provide retirement benefits for qualifying employees in educational service. A Board of Trustees comprised of active and retired members and ex-officio State employees is ultimately responsible for the administration of TRS.

On October 25, 1996, the Board created the Supplemental Retirement Benefit Plan of the Georgia Teachers Retirement System (SRBP-TRS). SRBP-TRS was established as a qualified governmental excess benefit plan in accordance with Section 415 of the Internal Revenue Code (IRC) as a portion of TRS. The purpose of SRBP-TRS is to provide retirement benefits to employees covered by TRS whose benefits are otherwise limited by IRC Section 415. Beginning July 1, 1997, all members and retired former members in TRS are eligible to participate in the SRBP-TRS whenever their benefits under TRS exceed the IRC Section 415 imposed limitation on benefits.

TRS provides service retirement, disability retirement, and survivor's benefits. The benefit structure of TRS is defined and may be amended by State statute. A member is eligible for normal service retirement after 30 years of creditable service, regardless of age, or after 10 years of service and attainment of age 60. A member is eligible for early retirement after 25 years of creditable service.

Normal retirement (pension) benefits paid to members are equal to 2% of the average of the member's two highest paid consecutive years of service, multiplied by the number of years of creditable service up to 40 years. Early retirement benefits are reduced by the lesser of one-twelfth of 7% for each month the member is below age 60 or by 7% for each year or fraction thereof by which the member has less than 30 years of service. It is also assumed that certain cost-of-living adjustments, based on the Consumer Price Index, will be made in future years. Retirement benefits are payable monthly for life. A member may elect to receive a partial lump-sum distribution in addition to a reduced monthly retirement benefit. Options are available for distribution of the member's monthly pension, at a reduced rate, to a designated beneficiary on the member's death. Death, disability and spousal benefits are also available.

TRS is funded by member and employer contributions as adopted and amended by the Board of Trustees. Members become fully vested after 10 years of service. If a member terminates with less than 10 years of service, no vesting of employer contributions occurs, but the member's contributions may be refunded with interest. Member contributions are limited by State law to not less than 5% or more than 6% of a member's earnable compensation. Member contributions as adopted by the Board of Trustees for the fiscal year ended June 30, 2013 were 6.00% of annual salary. Employer contributions required for fiscal year 2013 were 11.41% of annual salary as required by the June 30, 2010 actuarial valuation.

The following table summarizes the Georgia Institute of Technology contributions by defined benefit plan for the years ending June 30, 2013, June 30, 2012, and June 30, 2011:

Fiscal Year	ERS		TRS	
	Required Contribution	Percentage Contributed	Required Contribution	Percentage Contributed
2013	\$ 153,729	100%	\$ 24,374,980	100%
2012	\$ 105,626	100%	\$ 21,634,408	100%
2011	\$ 76,280	100%	\$ 21,318,703	100%

Regents Retirement Plan

Plan Description

The Regents Retirement Plan, a single-employer defined contribution plan, is an optional retirement plan that was created/established by the Georgia General Assembly in O.C.G.A. 47-21-1 et.seq. and administered by the Board of Regents of the University System of Georgia. O.C.G.A. 47-3-68(a) defines who may participate in the Regents Retirement Plan. An "eligible university system employee" is a faculty member or a principal administrator, as designated by the regulations of the Board of Regents. Under the Regents Retirement Plan, a plan participant may purchase annuity contracts from four approved vendors (AIG-VALIC, American Century, Fidelity, and TIAA-CREF) for the purpose of receiving retirement and death benefits. Benefits depend solely on amounts contributed to the plan plus investment earnings. Benefits are payable to participating employees or their beneficiaries in accordance with the terms of the annuity contracts.

Funding Policy

Georgia Institute of Technology makes monthly employer contributions for the Regents Retirement Plan at rates adopted by the Teachers Retirement System of Georgia Board of Trustees in accordance with State statute and as advised by their independent actuary. For fiscal year 2013, the

employer contribution was 9.24% for the participating employee's earnable compensation. Employees contribute 6% of their earnable compensation. Amounts attributable to all plan contributions are fully vested and nonforfeitable at all times.

Georgia Institute of Technology and the covered employees made the required contributions of \$26,889,583 (9.24%) and \$16,035,268 (6%), respectively.

AIG-VALIC, American Century, Fidelity, and TIAA-CREF have separately issued financial reports which may be obtained through their respective corporate offices.

Georgia Defined Contribution Plan

Plan Description

Georgia Institute of Technology participates in the Georgia Defined Contribution Plan (GDGP) which is a single-employer defined contribution plan established by the General Assembly of Georgia for the purpose of providing retirement coverage for State employees who are temporary, seasonal, and part-time and are not members of a public retirement or pension system. GDGP is administered by the Board of Trustees of the Employees' Retirement System of Georgia.

Benefits

A member may retire and elect to receive periodic payments after attainment of age 65. The payment will be based upon mortality tables and interest assumptions to be adopted by the Board of Trustees. If a member has less than \$3,500 credited to his/her account, the Board of Trustees has the option of requiring a lump sum distribution to the member in lieu of making periodic payments. Upon the death of a member, a lump sum distribution equaling the amount credited to his/her account will be paid to the member's designated beneficiary. Benefit provisions are established by State statute.

Contributions

Member contributions are seven and one-half percent (7.5%) of gross salary. There are no employer contributions. Contribution rates are established by State statute. Earnings are credited to each member's account in a manner established by the Board of Trustees. Upon termination of employment, the amount of the member's account is refundable upon request by the member.

Total contributions made by employees during fiscal year 2013 amounted to \$767,218 which represents 7.5% of covered payroll. These contributions met the requirements of the plan.

The Georgia Defined Contribution Plan issues a financial report each fiscal year, which may be obtained from the ERS offices.

Note 12. Risk Management

The University System of Georgia offers its employees and retirees access to four different self-insured healthcare plan options. For the University System of Georgia's Plan Year 2013, the following health care options were available:

- Blue Choice HMO plan
- Blue Cross Blue Shield HSA Open Access POS plan
- Blue Cross Blue Shield Open Access POS plan
- Kaiser Permanente HMO plan

Georgia Institute of Technology and participating employees and retirees pay premiums to either of the self-insured healthcare plan options to access benefits coverage. The respective self-insured healthcare plan options are included in the financial statements of the Board of Regents of the University System of Georgia - University System Office. All units of the University System of Georgia share the risk of loss for claims associated with these plans. The reserves for these plans are considered to be a self-sustaining risk fund. The Board of Regents has contracted with Blue Cross Blue Shield of Georgia, a wholly owned subsidiary of WellPoint, to serve as the claims administrator for the self-insured healthcare plan products. In addition to the self-insured healthcare plan options offered to the employees of the University System of Georgia, a fully insured HMO healthcare plan option is also offered to System employees through Kaiser.

The Department of Administrative Services (DOAS) has the responsibility for the State of Georgia of making and carrying out decisions that will minimize the adverse effects of accidental losses that involve State government assets. The State believes it is more economical to manage its risks internally and set aside assets for claim settlement. Accordingly, DOAS processes claims for risk of loss to which the State is exposed, including general liability, property and casualty, workers' compensation, unemployment compensation, and law enforcement officers' indemnification. Limited amounts of commercial insurance are purchased applicable to property, employee and automobile liability, fidelity and certain other risks. Georgia Institute of Technology, as an organizational unit of the Board of Regents of the University System of Georgia, is part of the State of Georgia reporting entity, and as such, is covered by the State of Georgia risk management program administered by DOAS. Premiums for the risk management program are charged to the various state organizations by DOAS to provide claims servicing and claims payment.

A self-insured program of professional liability for its employees was established by the Board of Regents of the University System of Georgia under powers authorized by the Official Code of Georgia Annotated Section 45-9-1. The program insures the employees to the extent that they are not immune from liability against personal liability for damages arising out of the performance of their duties or in any way connected therewith. The program is administered by DOAS as a Self-Insurance Fund.

Georgia Institute of Technology is responsible for pollution monitoring and remediation in all Institute facilities, including asbestos abatement. Monitoring and remediation activities are performed during renovation/construction projects when deemed necessary by Institute management. As of June 30, 2013, the Institute recorded a liability and expense in the amount of \$504,440 for pollution monitoring and remediation projects in various Institute structures. The liability is reflected on the Statement of Net Position in Accounts Payable and on the Statement of Revenues, Expenses and Changes in Net Position in Supplies and Other Services. The liability was determined using the Expected Cash Flow Measurement Technique, which measures the liability as the sum of probability-weighted amounts in a range of possible estimated amounts. The Institute does not anticipate any significant changes to the expected remediation outlay. There are no expected recoveries that have reduced the liability.

Note 13. Contingencies

Amounts received or receivable from grantor agencies are subject to audit and adjustment by grantor agencies. This could result in refunds to the grantor agency for any expenditure disallowed under grant terms. The amount of expenditures which may be disallowed by the grantor cannot be determined at this time although Georgia Institute of Technology expects such amounts, if any, to be immaterial to its overall financial position.

Litigation, claims and assessments filed against Georgia Institute of Technology (an organizational unit of the Board of Regents of the University System of Georgia), if any, are generally considered to be actions against the State of Georgia. Accordingly, significant litigation, claims and assessments pending against the State of Georgia are disclosed in the State of Georgia Comprehensive Annual Financial Report for the fiscal year ended June 30, 2013.

Note 14. Post-Employment Benefits Other Than Pension Benefits

Pursuant to the general powers conferred by the Official Code of Georgia Annotated Section 20-3-31, the Board of Regents of the University System of Georgia has established group health and life insurance programs for regular employees of the University System of Georgia. It is the policy of the Board of Regents to permit employees of the University System of Georgia eligible for retirement or that become permanently and totally disabled to continue as members of the group health and life insurance programs. The policies of the Board of Regents of the University System of Georgia define and delineate who is eligible for these post-employment health and life insurance benefits. Organizational units of the Board of Regents of the University System of Georgia pay the employer portion for group insurance for affected individuals. With regard to life insurance, the employer covers the total cost for \$25,000 of basic life insurance. If an individual elects to have supplemental, and/or, dependent life insurance coverage, such costs are borne entirely by the employee.

The Board of Regents Retiree Health Benefit Plan is a single-employer, defined benefit plan. Financial statements and required supplementary information for the Plan are included in the publicly available Consolidated Annual Financial Report of the University System of Georgia. The Institute pays the employer portion of health insurance for its eligible retirees based on rates that are established annually by the Board of Regents for the upcoming plan year. For the 2013 plan year, the employer rate was between 70-75% of the total health insurance cost for eligible retirees and the retiree rate was between 25-30%.

As of June 30, 2013, there were 1,487 employees who had retired or were disabled that were receiving these post-employment health and life insurance benefits. For the year ended June 30, 2013, Georgia Institute of Technology recognized as incurred \$8,197,747 of expenditures, which was net of \$3,264,976 of participant contributions.

Note 15. Natural Classifications with Functional Classifications

The Institute's operating expenses by functional classification for fiscal year 2013 are shown below:

<u>Natural Classification</u>	Functional Classification				
	Instruction	Research	Public Service	Academic Support	Student Services
Salaries					
Faculty	\$ 106,336,783	\$ 188,795,207	\$ 5,666,307	\$ 6,229,199	\$ 545,835
Staff	55,990,630	128,269,393	24,625,517	19,422,172	12,775,415
Employee Benefits	38,417,243	65,373,548	7,549,218	6,784,842	3,056,468
Other Personal Services	49,803	40,442	610,039	16,466	35,937
Travel	4,021,705	16,637,420	1,155,917	622,278	407,082
Scholarships and Fellowships					
Utilities	322,300	1,199,967	248,095	49,041	65,654
Supplies and Other Services	22,642,504	174,273,984	10,235,859	10,233,843	12,891,362
Depreciation	11,369,638	37,595,083	347,623	7,926,731	2,003,894
Total Operating Expenses	<u>\$ 239,150,606</u>	<u>\$ 612,185,044</u>	<u>\$ 50,438,575</u>	<u>\$ 51,284,572</u>	<u>\$ 31,781,647</u>

<u>Natural Classification</u>	Functional Classification				
	Institutional Support	Plant Operations and Maintenance	Scholarships and Fellowships	Auxiliary Enterprises	Total Operating Expenses
Salaries					
Faculty	\$ 1,739,918	\$ 39,100		\$ 137,410	\$ 309,489,759
Staff	40,196,726	26,680,180		18,866,505	326,826,538
Employee Benefits	6,759,802	7,503,980		4,997,869	140,442,970
Other Personal Services	18,893	1,343		6,104	779,027
Travel	832,239	109,810		158,009	23,944,460
Scholarships and Fellowships			\$ 13,397,436		13,397,436
Utilities	81,221	18,906,080		10,178,263	31,050,621
Supplies and Other Services	7,843,679	86,797,484	1,476	26,453,296	351,373,487
Depreciation	6,832,481	6,719,881		10,768,692	83,564,023
Total Operating Expenses	<u>\$ 64,304,959</u>	<u>\$ 146,757,858</u>	<u>\$ 13,398,912</u>	<u>\$ 71,566,148</u>	<u>\$ 1,280,868,321</u>

Note 16. Affiliated Organizations

Georgia Tech Foundation (GTF), Georgia Advanced Technology Ventures (GATV), Georgia Tech Facilities, Inc. (GTFI), Georgia Tech Athletic Association (GTAA), Georgia Tech Alumni Association and Georgia Tech Research Corporation (GTRC) are legally separate tax exempt organizations whose activities primarily support the Georgia Institute of Technology. These affiliated organizations are considered potential component units of the State of Georgia in accordance with GASB Statement No. 61, *The Financial Reporting Entity: Omnibus* - an amendment of GASB Statements No. 14 and No. 34, and GASB Statement No. 39, *Determining Whether Certain Organizations are Component Units*.

GEORGIA INSTITUTE OF TECHNOLOGY
NOTES TO THE FINANCIAL STATEMENTS
JUNE 30, 2013

EXHIBIT "D"

Therefore, the financial statements of the affiliated organizations are not included in these financial statements. Copies of the financial statements for the affiliated organization may be obtained from Georgia Institute of Technology.

Georgia Tech Athletic Association, Georgia Tech Facilities, Inc., Georgia Tech Foundation, Inc., and Georgia Tech Research Corporation have been determined significant to the State of Georgia for the year ended June 30, 2013, and as such, are reported as blended/discretely presented component units in the Comprehensive Annual Financial Report of the State of Georgia (CAFR). Significant blended/discretely presented affiliated organizations issue separate audited financial statements that can be obtained from the Georgia Institute of Technology.

(This page left intentionally blank)

SUPPLEMENTARY INFORMATION

GEORGIA INSTITUTE OF TECHNOLOGY
BALANCE SHEET (NON-GAAP BASIS)
BUDGET FUND
JUNE 30, 2013

SCHEDULE "1"

<u>ASSETS</u>		
Cash and Cash Equivalents	\$	44,436,299.64
Investments		154,432.48
Accounts Receivable		
Federal Financial Assistance		56,092,531.74
Other		38,600,571.69
Prepaid Expenditures		8,100,478.17
Inventories		<u>327,780.35</u>
Total Assets	\$	<u><u>147,712,094.07</u></u>
 <u>LIABILITIES AND FUND EQUITY</u>		
Liabilities		
Encumbrances Payable	\$	37,754,700.55
Accounts Payable		56,835,075.26
Unearned Revenue		23,749,310.74
Funds Held for Others		9,044.93
Other Liabilities		<u>182,145.82</u>
Total Liabilities	\$	<u><u>118,530,277.30</u></u>
Fund Balances		
Reserved		
Department Sales and Services	\$	5,702,847.66
Indirect Cost Recoveries		20,785,606.18
Technology Fees		14,073.43
Restricted/Sponsored Funds		594,297.77
Uncollectible Accounts Receivable		1,373,742.61
Tuition Carry-Over		197,517.09
Inventories		324,314.14
Unreserved		
Surplus		<u>189,417.89</u>
Total Fund Balances	\$	<u><u>29,181,816.77</u></u>
Total Liabilities and Fund Balances	\$	<u><u>147,712,094.07</u></u>

Actual amounts were prepared on a prescribed basis of accounting that demonstrates compliance with budgetary statutes and regulations of the State of Georgia, which is a special purpose framework.

GEORGIA INSTITUTE OF TECHNOLOGY
SUMMARY BUDGET COMPARISON AND SURPLUS ANALYSIS REPORT (NON-GAAP BASIS)
BUDGET FUND
YEAR ENDED JUNE 30, 2013

SCHEDULE "2"

	BUDGET	ACTUAL	VARIANCE - FAVORABLE (UNFAVORABLE)
<u>REVENUES</u>			
State Appropriation			
State General Funds	\$ 207,036,626.00	\$ 207,036,626.00	\$ 0.00
Other Funds	1,243,218,707.00	1,154,913,826.57	-88,304,880.43
Total Revenues	\$ 1,450,255,333.00	\$ 1,361,950,452.57	\$ -88,304,880.43
<u>ADJUSTMENTS AND PROGRAM TRANSFERS</u>			
	0.00	7,327,162.61	7,327,162.61
<u>CARRY-OVER FROM PRIOR YEARS</u>			
Transfers from Reserved Fund Balance	0.00	17,834,129.03	17,834,129.03
Total Funds Available	\$ 1,450,255,333.00	\$ 1,387,111,744.21	\$ -63,143,588.79
<u>EXPENDITURES</u>			
Research Consortium	\$ 5,896,551.00	\$ 5,896,551.00	\$ 0.00
Enterprise Innovation Institute (EII)	20,582,077.00	19,079,638.79	1,502,438.21
Georgia Tech Research Institute	329,209,589.00	301,727,716.61	27,481,872.39
Teaching	1,094,567,116.00	1,032,817,751.29	61,749,364.71
Total Expenditures	\$ 1,450,255,333.00	\$ 1,359,521,657.69	\$ 90,733,675.31
Excess of Funds Available over Expenditures	\$ 0.00	\$ 27,590,086.52	\$ 27,590,086.52
<u>FUND BALANCE JULY 1</u>			
Reserved		19,236,441.41	
Unreserved		152,893.91	
<u>ADJUSTMENTS</u>			
Prior Year Payables/Expenditures		354,577.28	
Prior Year Receivables/Revenues		-165,159.41	
Unreserved Fund Balance (Surplus) Returned to Board of Regents - University System Office Year Ended June 30, 2012		-152,893.91	
Prior Year Reserved Fund Balance Included in Funds Available		-17,834,129.03	
<u>FUND BALANCE JUNE 30</u>		\$ 29,181,816.77	
<u>SUMMARY OF FUND BALANCE</u>			
Reserved			
Department Sales and Services		\$ 5,702,847.66	
Indirect Cost Recoveries		20,785,606.18	
Technology Fees		14,073.43	
Restricted/Sponsored Funds		594,297.77	
Uncollectible Accounts Receivable		1,373,742.61	
Tuition Carry-Over		197,517.09	
Inventories		324,314.14	
Total Reserved		\$ 28,992,398.88	
Unreserved			
Surplus		189,417.89	
Total Fund Balance		\$ 29,181,816.77	

Actual amounts were prepared on a prescribed basis of accounting that demonstrates compliance with budgetary statutes and regulations of the State of Georgia, which is a special purpose framework.

GEORGIA INSTITUTE OF TECHNOLOGY
STATEMENT OF FUNDS AVAILABLE AND EXPENDITURES COMPARED TO BUDGET BY PROGRAM AND FUNDING SOURCE
(NON-GAAP BASIS) BUDGET FUND
YEAR ENDED JUNE 30, 2013

	Original Appropriation	Amended Appropriation	Final Budget	Current Year Revenues
Research Consortium				
State Appropriation				
State General Funds	\$ 6,078,918.00	\$ 6,078,918.00	\$ 5,896,551.00	\$ 5,896,551.00
Enterprise Innovation Institute (EII)				
State Appropriation				
State General Funds	\$ 7,375,440.00	\$ 7,375,440.00	\$ 7,154,177.00	\$ 7,154,177.00
Other Funds	10,475,000.00	10,475,000.00	13,427,900.00	11,925,040.24
Total Enterprise Innovation Institute (EII)	\$ 17,850,440.00	\$ 17,850,440.00	\$ 20,582,077.00	\$ 19,079,217.24
Georgia Tech Research Institute				
State Appropriation				
State General Funds	\$ 5,791,631.00	\$ 5,791,631.00	\$ 5,569,382.00	\$ 5,569,382.00
Other Funds	223,917,958.00	223,917,958.00	323,640,207.00	295,862,013.47
Total Georgia Tech Research Institute	\$ 229,709,589.00	\$ 229,709,589.00	\$ 329,209,589.00	\$ 301,431,395.47
Teaching				
State Appropriation				
State General Funds	\$ 198,592,606.00	\$ 198,592,606.00	\$ 188,416,516.00	\$ 188,416,516.00
Other Funds	828,150,000.00	828,150,000.00	906,150,600.00	847,126,772.86
Total Teaching	\$ 1,026,742,606.00	\$ 1,026,742,606.00	\$ 1,094,567,116.00	\$ 1,035,543,288.86
 Total Operating Activity	 \$ 1,280,381,553.00	 \$ 1,280,381,553.00	 \$ 1,450,255,333.00	 \$ 1,361,950,452.57

Actual amounts were prepared on a prescribed basis of accounting that demonstrates compliance with budgetary statutes and regulations of the State of Georgia, which is a special purpose framework.

Funds Available Compared to Budget				Expenditures Compared to Budget		Excess (Deficiency) of Funds Available Over/(Under) Expenditures
Prior Year Carry-Over	Adjustments and Program Transfers	Total Funds Available	Variance Positive (Negative)	Actual	Variance Positive (Negative)	
\$ 0.00	\$ 0.00	\$ 5,896,551.00	\$ 0.00	\$ 5,896,551.00	\$ 0.00	\$ 0.00
\$ 0.00	\$ 0.00	\$ 7,154,177.00	\$ 0.00	\$ 7,154,176.98	\$ 0.02	\$ 0.02
<u>421.57</u>	<u>0.00</u>	<u>11,925,461.81</u>	<u>-1,502,438.19</u>	<u>11,925,461.81</u>	<u>1,502,438.19</u>	<u>0.00</u>
\$ 421.57	\$ 0.00	\$ 19,079,638.81	\$ -1,502,438.19	\$ 19,079,638.79	\$ 1,502,438.21	\$ 0.02
\$ 0.00	\$ 0.00	\$ 5,569,382.00	\$ 0.00	\$ 5,569,382.00	\$ 0.00	\$ 0.00
<u>296,321.14</u>	<u>0.00</u>	<u>296,158,334.61</u>	<u>-27,481,872.39</u>	<u>296,158,334.61</u>	<u>27,481,872.39</u>	<u>0.00</u>
\$ 296,321.14	\$ 0.00	\$ 301,727,716.61	\$ -27,481,872.39	\$ 301,727,716.61	\$ 27,481,872.39	\$ 0.00
\$ 0.00	\$ 0.00	\$ 188,416,516.00	\$ 0.00	\$ 188,407,555.26	\$ 8,960.74	\$ 8,960.74
<u>17,537,386.32</u>	<u>7,327,162.61</u>	<u>871,991,321.79</u>	<u>-34,159,278.21</u>	<u>844,410,196.03</u>	<u>61,740,403.97</u>	<u>27,581,125.76</u>
\$ 17,537,386.32	\$ 7,327,162.61	\$ 1,060,407,837.79	\$ -34,159,278.21	\$ 1,032,817,751.29	\$ 61,749,364.71	\$ 27,590,086.50
\$ <u>17,834,129.03</u>	\$ <u>7,327,162.61</u>	\$ <u>1,387,111,744.21</u>	\$ <u>-63,143,588.79</u>	\$ <u>1,359,521,657.69</u>	\$ <u>90,733,675.31</u>	\$ <u>27,590,086.52</u>

GEORGIA INSTITUTE OF TECHNOLOGY
STATEMENT OF CHANGES TO FUND BALANCE BY PROGRAM AND FUNDING SOURCE
(NON-GAAP BASIS) BUDGET FUND
YEAR ENDED JUNE 30, 2013

	Beginning Fund Balance/(Deficit) July 1	Fund Balance Carried Over from Prior Period as Funds Available	Return of Fiscal Year 2012 Surplus	Prior Period Adjustments
Research Consortium				
State Appropriation				
State General Funds	\$ 0.00	\$ 0.00	\$ 0.00	\$ 0.00
Enterprise Innovation Institute (EII)				
State Appropriation				
State General Funds	\$ 8.60	\$ 0.00	\$ -8.60	\$ 0.00
Other Funds	421.57	-421.57	0.00	0.00
Total Enterprise Innovation Institute (EII)	\$ 430.17	\$ -421.57	\$ -8.60	\$ 0.00
Georgia Tech Research Institute				
State Appropriation				
State General Funds	\$ 3,069.00	\$ 0.00	\$ -3,069.00	\$ 1,369.71
Other Funds	296,321.14	-296,321.14	0.00	0.00
Total Georgia Tech Research Institute	\$ 299,390.14	\$ -296,321.14	\$ -3,069.00	\$ 1,369.71
Teaching				
State Appropriation				
State General Funds	\$ 96,648.29	\$ 0.00	\$ -96,648.29	\$ 134,855.90
Other Funds	17,590,554.34	-17,537,386.32	-53,168.02	53,192.26
Total Teaching	\$ 17,687,202.63	\$ -17,537,386.32	\$ -149,816.31	\$ 188,048.16
Total Operating Activity	\$ 17,987,022.94	\$ -17,834,129.03	\$ -152,893.91	\$ 189,417.87
Prior Year Reserves				
Not Available for Expenditure				
Inventories	315,353.40	0.00	0.00	0.00
Uncollectible Accounts Receivable	1,086,958.98	0.00	0.00	0.00
Budget Unit Totals	\$ 19,389,335.32	\$ -17,834,129.03	\$ -152,893.91	\$ 189,417.87

Actual amounts were prepared on a prescribed basis of accounting that demonstrates compliance with budgetary statutes and regulations of the State of Georgia, which is a special purpose framework.

Other Adjustments	Early Return Fiscal Year 2013 Surplus	Excess (Deficiency) of Funds Available Over/(Under) Expenditures	Ending Fund Balance/(Deficit) June 30	Analysis of Ending Fund Balance		
				Reserved	Surplus/(Deficit)	Total
\$ 0.00	\$ 0.00	\$ 0.00	\$ 0.00	\$ 0.00	\$ 0.00	\$ 0.00
\$ 0.00	\$ 0.00	\$ 0.02	\$ 0.02	\$ 0.00	\$ 0.02	\$ 0.02
\$ 0.00	\$ 0.00	\$ 0.00	\$ 0.00	\$ 0.00	\$ 0.00	\$ 0.00
\$ 0.00	\$ 0.00	\$ 0.02	\$ 0.02	\$ 0.00	\$ 0.02	\$ 0.02
\$ 0.00	\$ 0.00	\$ 0.00	\$ 1,369.71	\$ 0.00	\$ 1,369.71	\$ 1,369.71
\$ 0.00	\$ 0.00	\$ 0.00	\$ 0.00	\$ 0.00	\$ 0.00	\$ 0.00
\$ 0.00	\$ 0.00	\$ 0.00	\$ 1,369.71	\$ 0.00	\$ 1,369.71	\$ 1,369.71
\$ -8,960.74	\$ 0.00	\$ 8,960.74	\$ 134,855.90	\$ 0.00	\$ 134,855.90	\$ 134,855.90
\$ -286,783.63	\$ 0.00	\$ 27,581,125.76	\$ 27,347,534.39	\$ 27,294,342.13	\$ 53,192.26	\$ 27,347,534.39
\$ -295,744.37	\$ 0.00	\$ 27,590,086.50	\$ 27,482,390.29	\$ 27,294,342.13	\$ 188,048.16	\$ 27,482,390.29
\$ -295,744.37	\$ 0.00	\$ 27,590,086.52	\$ 27,483,760.02	\$ 27,294,342.13	\$ 189,417.89	\$ 27,483,760.02
\$ 8,960.74	\$ 0.00	\$ 0.00	\$ 324,314.14	\$ 324,314.14	\$ 0.00	\$ 324,314.14
\$ 286,783.63	\$ 0.00	\$ 0.00	\$ 1,373,742.61	\$ 1,373,742.61	\$ 0.00	\$ 1,373,742.61
\$ 0.00	\$ 0.00	\$ 27,590,086.52	\$ 29,181,816.77	\$ 28,992,398.88	\$ 189,417.89	\$ 29,181,816.77

Summary of Ending Fund Balance

Reserved		
Department Sales and Services	\$ 5,702,847.66	\$ 5,702,847.66
Indirect Cost Recoveries	20,785,606.18	20,785,606.18
Technology Fees	14,073.43	14,073.43
Restricted/Sponsored Funds	594,297.77	594,297.77
Uncollectible Accounts Receivable	1,373,742.61	1,373,742.61
Tuition Carry-Over	197,517.09	197,517.09
Inventories	324,314.14	324,314.14
Unreserved		
Surplus	\$ 189,417.89	\$ 189,417.89
Total Ending Fund Balance - June 30	\$ 28,992,398.88	\$ 29,181,816.77

GEORGIA INSTITUTE OF TECHNOLOGY
 RECONCILIATION OF BUDGET TO GAAP
 YEAR ENDED JUNE 30, 2013

SCHEDULE "5"

Presented below is a reconciliation of the fund balance of the Budget Fund, as reported on Schedule 1, to Net Position of business-type activities, as reported on Exhibit A.

Total Fund Balances - Budget Fund - Non-GAAP Basis (Schedule "1")	\$	29,181,816.77
Amounts reported for Business-Type Activities in the Statement of Net Position are different because:		
Capital Assets used in Business-Type Activities are not reported in the Budget Fund		1,707,211,662.19
Uncollectible accounts receivable are reported as an asset and reserve fund balance in the Budget Fund and as a contra-asset account on the Statement of Net Position.		-1,373,742.61
Funds placed on deposit with the Georgia State Financing and Investment Commission for use in capital outlay projects are reported as an outlay in the Budget Fund, but are included as a prepaid item on the Statement of Net Position		604,645.00
Changes in the Fair Market Value of Investments are recognized on the Statement of Net Position, but are not reported in the Budget Fund		6,117.03
Agency Fund activities are not reported as a component of the Budget Fund		
Assets	\$	3,320,371.15
Liabilities		-3,320,371.15
Total Net Effect of Agency Fund Activity		0.00
Auxiliary Enterprises Fund activities are not reported as a component of the Budget Fund		
Assets	\$	79,287,683.14
Liabilities		-11,233,201.30
Total Net Effect of Auxiliary Enterprises Fund Activity		68,054,481.84
Endowment Fund activities are not reported as a component of the Budget Fund		
Assets	\$	98,231,416.25
Liabilities		0.00
Total Net Effect of Endowment Fund Activity		98,231,416.25
Loan Fund activities are not reported as a component of the Budget Fund		
Assets	\$	13,738,899.57
Liabilities		0.00
Total Net Effect of Loan Fund Activity		13,738,899.57
Student Activities Fund activities are not reported as a component of the Budget Fund		
Assets	\$	7,248,851.33
Liabilities		-405,680.23
Total Net Effect of Student Activity Fund Activity		6,843,171.10
Insurance Reimbursement Fund activities are not reported as a component of the Budget Fund		
Assets	\$	0.00
Liabilities		-320,522.69
Total Net Effect of Insurance Reimbursement Fund Activity		-320,522.69
Clough Undergraduate Learning Center and EBB Building Funds are not reported as a component of the Budget Fund		30,471,294.10
The budgetary basis of accounting implemented by the State of Georgia recognizes expenditures when encumbered. The following adjustments were made to eliminate this activity for reporting on the Statement of Net Position		
Payables reported in the Budget Fund that are based on encumbrances are eliminated for GAAP reporting.	\$	37,754,700.55
Payables for goods and services provided in the current fiscal year reported in the Budget Fund as encumbrances payable are reported as accounts payable for GAAP reporting.		-4,084,223.77
Total Net Effect of Encumbrance Activity		33,670,476.78
Certain Liabilities are not due and payable in the current period and therefore are not reported as liabilities in the Budget Fund.		
Capital Leases Payable	\$	-496,458,923.17
Compensated Absences Payable		-40,775,303.38
Contracts Payable		-5,825,637.93
Claims and Judgments Payable		-335,523.00
Total Liabilities		-543,395,387.48
Rounding Variance		-0.85
Net Position of Business-Type Activities (Exhibit "A")	\$	<u>1,442,924,327.00</u>

The supplementary information presented on Schedules 1, 2, 3 and 4 was prepared on a prescribed basis of accounting that demonstrates compliance with budgetary statutes and regulations of the State of Georgia, which is a special purpose framework. The information was derived from, and relates directly to, the same information used to prepare the financial statements. However, the budgetary statutes and regulations of the State of Georgia require reporting of certain information that is not in accordance with generally accepted accounting principles. Presented on this schedule is a reconciliation of the fund balance of the Budget Fund, as reported on Schedule 1 to Net Position of business-type activities, as reported on Exhibit A.

GEORGIA INSTITUTE OF TECHNOLOGY
RECONCILIATION OF SALARIES AND TRAVEL
YEAR ENDED JUNE 30, 2013

SCHEDULE "6"

	SALARIES	TRAVEL
Totals per Annual Supplement	\$ 635,875,582.41	\$ 23,938,966.32
Accruals		
June 30, 2013	2,079,742.00	
June 30, 2012	-2,036,270.00	
Compensated Absences		
June 30, 2013	37,877,662.00	
June 30, 2012	-37,165,118.00	
Adjustments		
Shared Services on Jointly Staffed Personnel		
Armstrong Atlantic State University		
Perry, Carolyn	-2,575.00	
Atlanta Metropolitan College		
Jones, Daniel	-9,275.00	
Georgia Gwinnett College		
Meek, Alfie	-8,000.00	
Georgia Perimeter College		
Reddick, Erin	-20,900.00	
Reddick, Jarrad	-4,600.00	
Georgia State University		
Alemdar, Meltem	-10,032.00	
Berry, Roberta	-19,972.00	
Bobb, Kamau	-5,000.00	
Ganeshan, Vridhagiri	13,672.00	
Koahanova, Tatiana	1,884.00	
Lu, Jye Chyi	-700.00	
Southern Polytechnic State University		
Choi, Seong-O	-12,750.00	
Siriojivisuth, Apinut	-4,500.00	
University of Georgia		
Campe, Lee Robinson	-30,000.00	
Chenoweth, Satomi	-4,000.00	
Nash, Amy F.	-10,688.00	
Phillips, Deborah	-37,500.00	
University of West Georgia		
Hendricks, Cher	-18,579.00	
Hild, Matthew	5,383.00	
University System of Georgia, Board of Regents		
King, Greg	-58,123.00	
Loftis, Rich	-27,882.00	
Valdosta State University		
Hansard, Larry	-2,300.00	
Nonemployee Travel		
Adejuyigbe, Omolada		-31.00
Barker, Marco		435.00
Bently, Joel		371.00
Ferguson, Jonathon		419.00
Furlong, Sumita		873.00
Hu, Yanjun		23.00
Kieu, Quang		7.00
Kim, Keun Soo		307.00
Lucia, Frank Mark		401.00
Phillips, Rebecca		496.00
Rothstein, Caroline		410.00
Stewart, Colin		702.00
Suchoski, Jacob		628.00
Weiss, Ron		-199.00
Yee, Shannon		652.00
Unidentified Variance	-48,864.41	-0.32
	\$ 636,316,297.00	\$ 23,944,460.00

SECTION II

COMPLIANCE AND INTERNAL CONTROL REPORTS



DEPARTMENT OF AUDITS AND ACCOUNTS

270 Washington Street, S.W., Suite 1-156
Atlanta, Georgia 30334-8400

Greg S. Griffin
STATE AUDITOR
(404) 656-2174

December 12, 2013

Honorable Nathan Deal, Governor
Members of the General Assembly of Georgia
Members of the Board of Regents of the
University System of Georgia
and
Honorable G. P. "Bud" Peterson, President
Georgia Institute of Technology

INDEPENDENT AUDITOR'S REPORT ON INTERNAL CONTROL OVER FINANCIAL REPORTING
AND ON COMPLIANCE AND OTHER MATTERS BASED ON AN AUDIT OF FINANCIAL
STATEMENTS PERFORMED IN ACCORDANCE WITH *GOVERNMENT AUDITING STANDARDS*

Ladies and Gentlemen:

We have audited, in accordance with auditing standards generally accepted in the United States of America and the standards applicable to financial audits contained in *Government Auditing Standards* issued by the Comptroller General of the United States, the basic financial statements of Georgia Institute of Technology as of and for the year ended June 30, 2013, and have issued our report thereon dated December 12, 2013.

Internal Control Over Financial Reporting

In planning and performing our audit of the financial statements, we considered Georgia Institute of Technology's internal control over financial reporting (internal control) to determine the audit procedures that are appropriate in the circumstances for the purpose of expressing our opinion on the financial statements, but not for the purpose of expressing an opinion on the effectiveness of the Georgia Institute of Technology's internal control. Accordingly, we do not express an opinion on the effectiveness of Georgia Institute of Technology's internal control.

A *deficiency in internal control* exists when the design or operation of a control does not allow management or employees, in the normal course of performing their assigned functions, to prevent or detect and correct misstatements on a timely basis. A *material weakness* is a deficiency, or combination of deficiencies, in internal control, such that there is a reasonable possibility that a material misstatement of the entity's financial statements will not be prevented, or detected and corrected on a timely basis. A *significant deficiency* is a deficiency, or a combination of deficiencies, in internal control that is less severe than a material weakness, yet important enough to merit attention by those charged with governance.

Our consideration of internal control was for the limited purpose described in the first paragraph of this section and was not designed to identify all deficiencies in internal control that might be material weaknesses or significant deficiencies. Given these limitations, during our audit we did not identify any deficiencies in internal control that we consider to be material weaknesses. However, material weaknesses may exist that have not been identified.

Compliance and Other Matters

As part of obtaining reasonable assurance about whether Georgia Institute of Technology's financial statements are free from material misstatement, we performed tests of its compliance with certain provisions of laws, regulations, contracts and grant agreements, noncompliance with which could have a direct and material effect on the determination of financial statement amounts. However, providing an opinion on compliance with those provisions was not an objective of our audit, and accordingly, we do not express such an opinion. The results of our tests disclosed no instances of noncompliance or other matters that are required to be reported under *Government Auditing Standards*.

Purpose of this Report

The purpose of this report is solely to describe the scope of our testing of internal control and compliance and the results of that testing, and not to provide an opinion on the effectiveness of the entity's internal control or on compliance. This report is an integral part of an audit performed in accordance with *Government Auditing Standards* in considering the entity's internal control and compliance. Accordingly, this communication is not suitable for any other purpose.

Respectfully submitted,



Greg S. Griffin
State Auditor

GSG:as
2013YB-10

SECTION III

FINDINGS AND QUESTIONED COSTS

GEORGIA INSTITUTE OF TECHNOLOGY
SCHEDULE OF FINDINGS AND QUESTIONED COSTS AND MANAGEMENT'S CORRECTIVE ACTION PLAN
YEAR ENDED JUNE 30, 2013

FINANCIAL STATEMENT FINDINGS AND QUESTIONED COSTS

No matters were reported.

FEDERAL AWARD FINDINGS AND QUESTIONED COSTS

No matters were reported.

