



***FY 2018 ANNUAL REPORT
OF SPONSORED PROGRAM
ACTIVITY***

August 31, 2018
Prepared by the Office of Grants and Contracts Accounting



GEORGIA INSTITUTE OF TECHNOLOGY FY18 ANNUAL REPORT OF SPONSORED PROGRAM ACTIVITY

TABLE OF CONTENTS

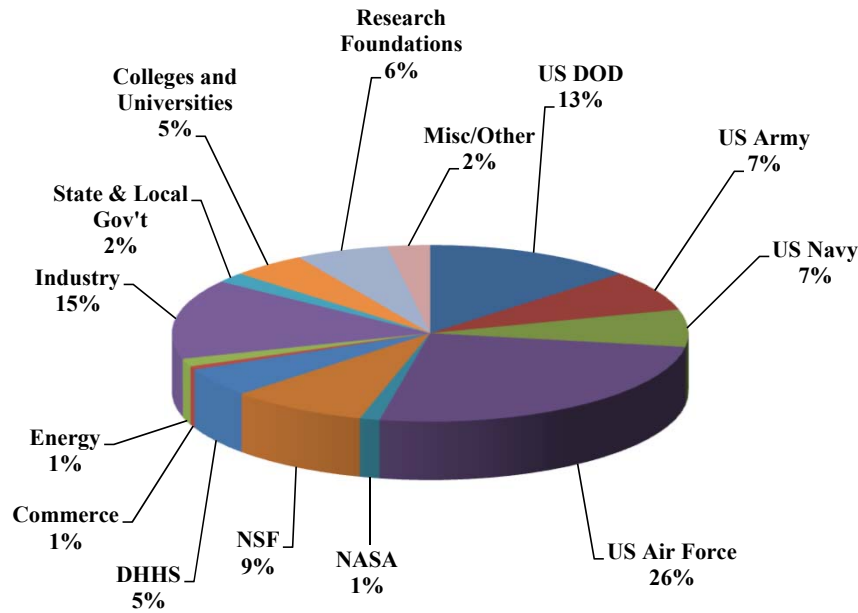
	Page
NEW SPONSORED PROGRAM AWARDS	
FY17 - FY18 New Sponsored Program Awards by Funding Source	1
Trend Analysis of New Sponsored Program Awards by Value	2
FY18 New Sponsored Program Awards by College/Unit	3
Trend Analysis of Submitted Proposals and New Sponsored Awards	4
SPONSORED PROGRAMS TOTAL COSTS	
Trend Analysis of Sponsored Programs Total Costs	5
Sponsored Programs Costs by Major Source	6
Sponsored Programs Costs by College/Unit	7
Sponsored Program Costs by Natural Classification	8
SPONSORED PROGRAMS DIRECT COSTS	
Trend Analysis of Sponsored Programs Direct Costs	9
Sponsored Programs Direct Costs by Major Source	10
Resident Instruction - FY18 Sponsored Direct Costs by College/Unit	11
College of Computing - FY18 Sponsored Direct Costs	12
College of Sciences - FY18 Sponsored Direct Costs	13
College of Engineering - FY18 Sponsored Direct Costs	14
Ivan Allen College - FY18 Sponsored Direct Costs	15
Trend Analysis of Graduate Student Tuition Remission Recoveries	16
Graduate Student Tuition Remission Recoveries - FY18	17
SPONSORED PROGRAMS FACILITIES & ADMINISTRATIVE COST RECOVERIES	
Trend Analysis of Sponsored Programs Facilities & Administrative Cost Recoveries	18
Sponsored Programs Facilities & Administrative Costs by Major Source	19
Resident Instruction - FY18 Facilities & Administrative Cost Recoveries by College/Unit	20
College of Computing - FY18 Facilities & Administrative Cost Recoveries	21
College of Sciences - FY18 Facilities & Administrative Cost Recoveries	22
College of Engineering - FY18 Facilities & Administrative Cost Recoveries	23
Ivan Allen College - FY18 Facilities & Administrative Cost Recoveries	24
Reporting Context - Expenditures for Sponsored Programs, Sponsored Research, and Total Research	25

**NEW SPONSORED PROGRAM
AWARDS FISCAL YEAR 2018**

GEORGIA INSTITUTE OF TECHNOLOGY

FY 2018 ANNUAL REPORT

New Awards by Sponsor



(Millions)	FY17 Total	FY18 Total	% Incr/Decr
US DOD	\$76.3	\$112.4	47%
US Army	\$58.4	\$63.6	9%
US Navy	\$39.6	\$58.0	46%
US Air Force	\$172.9	\$218.5	26%
NASA	\$14.4	\$10.6	-26%
NSF	\$64.9	\$73.3	13%
DHHS (NIH)	\$40.9	\$44.7	9%
Commerce	\$6.2	\$5.4	-13%
Energy	\$13.7	\$12.3	-10%
Industry	\$98.0	\$124.5	27%
State and Local Gov't	\$9.9	\$15.8	60%
Colleges and Universities	\$39.5	\$40.0	1%
Research Foundations	\$31.0	\$49.6	60%
Misc/Other	\$24.7	\$22.9	-7%
TOTAL	\$690.4	\$851.6	23%

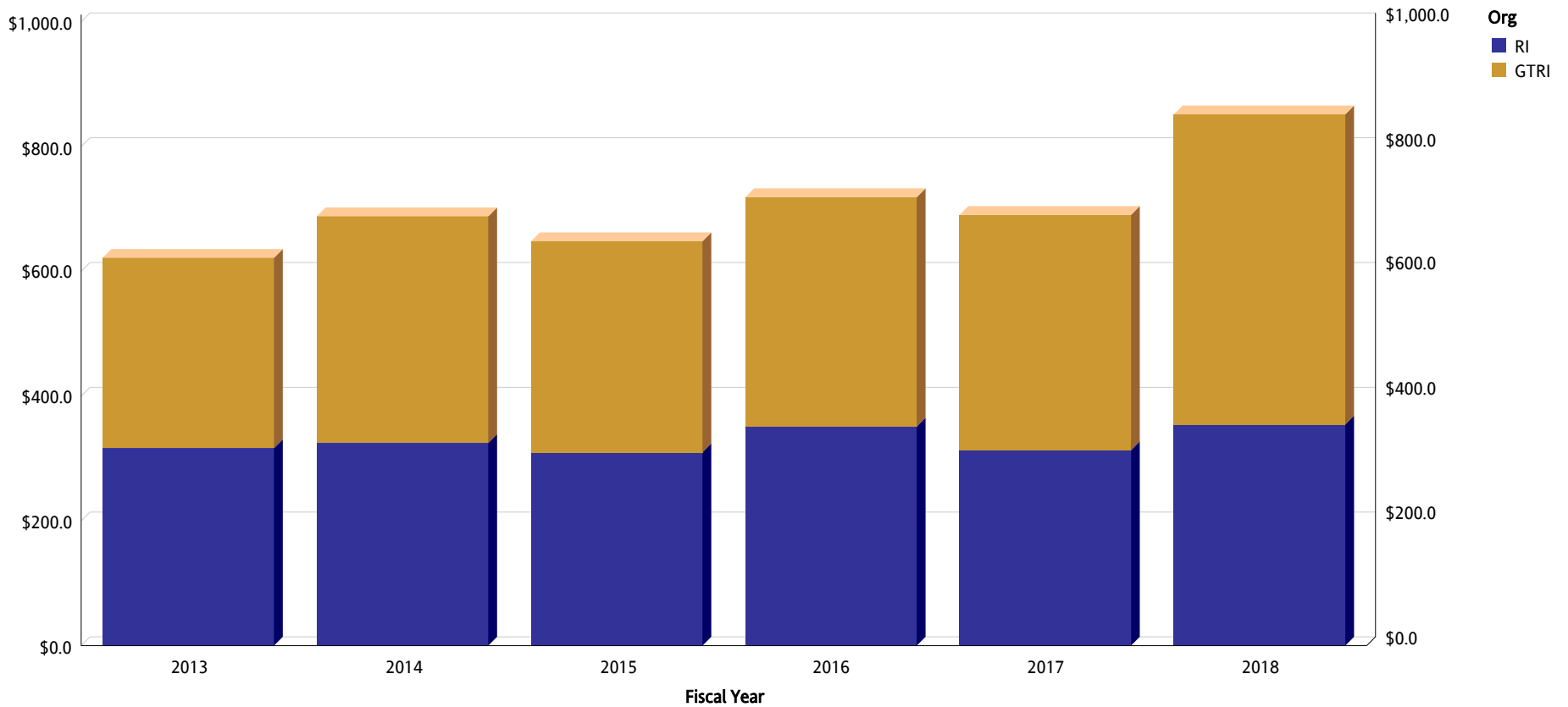
1) Based on OSP Funds Report (CA8080)

GEORGIA INSTITUTE OF TECHNOLOGY

FY 2018 ANNUAL REPORT

Trend Analysis of New Awards by Value

FY 2013 - 2018



(Millions)	2013	2014	2015	2016	2017	2018
GTRI	\$304.9	\$363.3	\$338.2	\$367.5	\$377.0	\$497.1
RI	\$316.7	\$324.9	\$310.0	\$351.4	\$313.4	\$354.5
Total	\$621.6	\$688.2	\$648.2	\$718.9	\$690.4	\$851.6

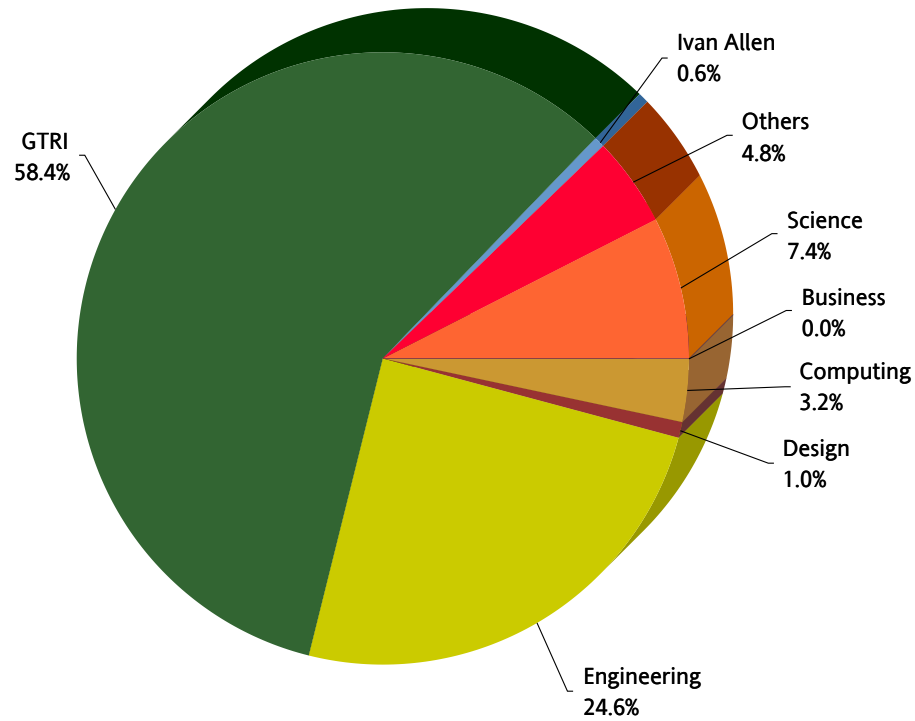
1) Data per Cognos Contractual Package Metatables

GEORGIA INSTITUTE OF TECHNOLOGY

FY 2018 ANNUAL REPORT

FY 2018 New Awards by College/Unit

Total \$851.6 Million



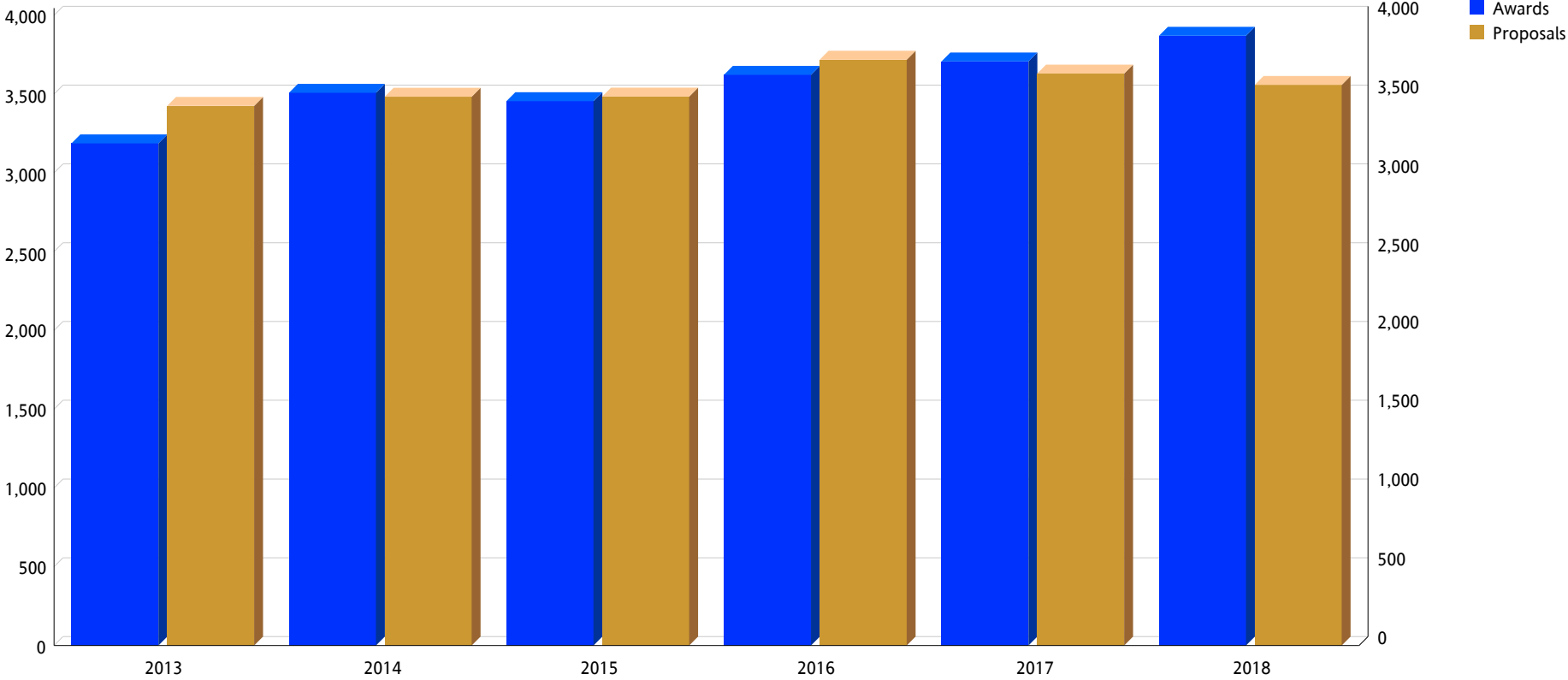
(Millions)	Business	Computing	Design	Engineering	GTRI	Ivan Allen	Others	Science	Total
	\$0.4	\$27.6	\$8.5	\$209.6	\$497.1	\$5.0	\$40.5	\$62.9	\$851.6

GEORGIA INSTITUTE OF TECHNOLOGY

FY 2018 ANNUAL REPORT

Trend Analysis of New Awards and Proposals

FY 2013 - 2018



	Report Date FY					
	2013	2014	2015	2016	2017	2018
Awards	3,187	3,508	3,455	3,622	3,707	3,870
Proposals	3,425	3,483	3,484	3,718	3,630	3,558

1) Data per Cognos Contractual Package Metatables

SPONSORED PROGRAMS TOTAL COSTS FISCAL YEAR 2018

The totals reported in this section include the following amounts:

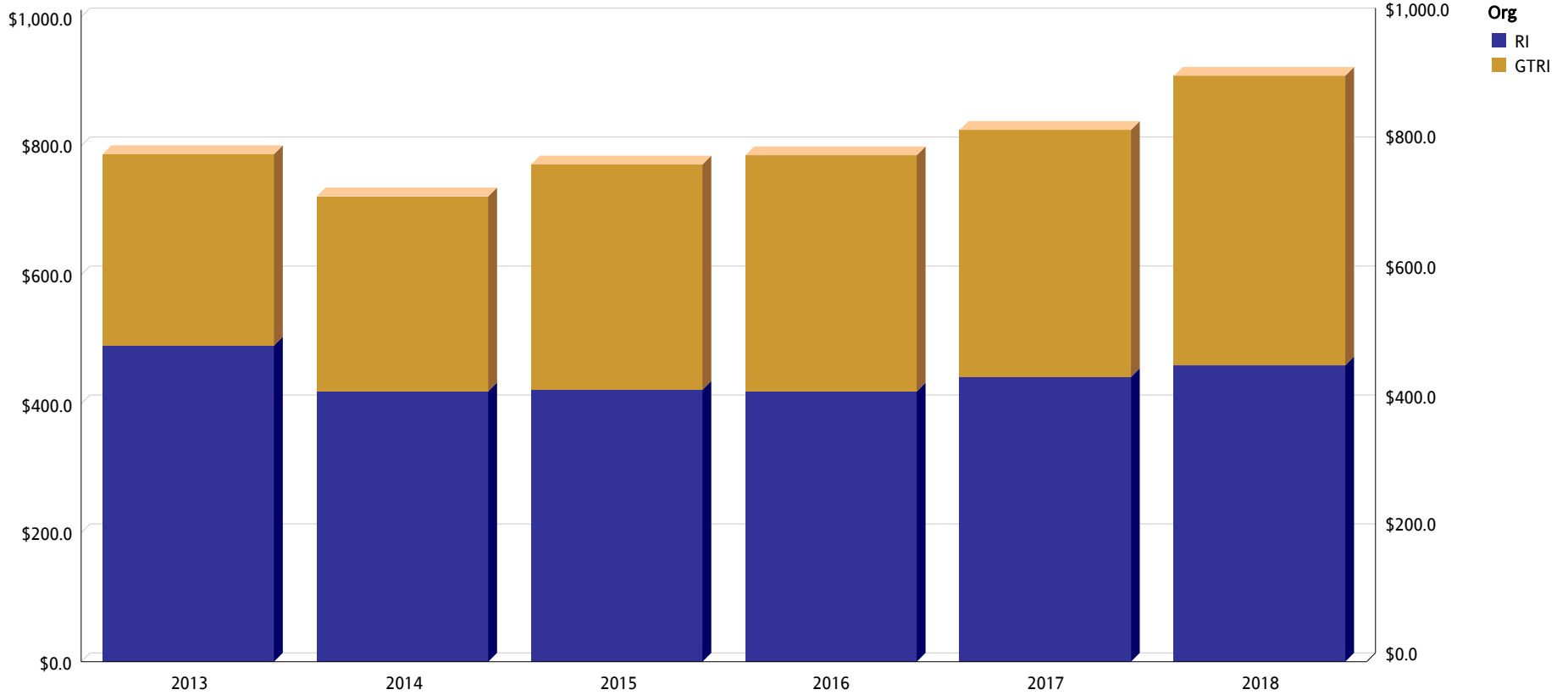
1. Direct expenditures for projects funded by the Georgia Tech Foundation and the Georgia Tech Research Corporation
2. Facilities & Administrative (indirect) cost recoveries for both the Institute and the Georgia Tech Research Corporation
3. Sponsored programs total costs include both sponsored research and all other sponsored activities
4. Expenditures funded by the Georgia Tech Athletic Association for capital projects

GEORGIA INSTITUTE OF TECHNOLOGY

FY 2018 ANNUAL REPORT

Trend Analysis of Sponsored Programs Total Costs

FY 2013-2018



(Millions)	2013	2014	2015	2016	2017	2018
GTRI	\$296.7	\$302.3	\$349.5	\$366.3	\$383.1	\$449.2
RI	\$490.4	\$419.5	\$421.7	\$419.2	\$441.7	\$459.5
Total	\$787.1	\$721.8	\$771.2	\$785.5	\$824.8	\$908.7

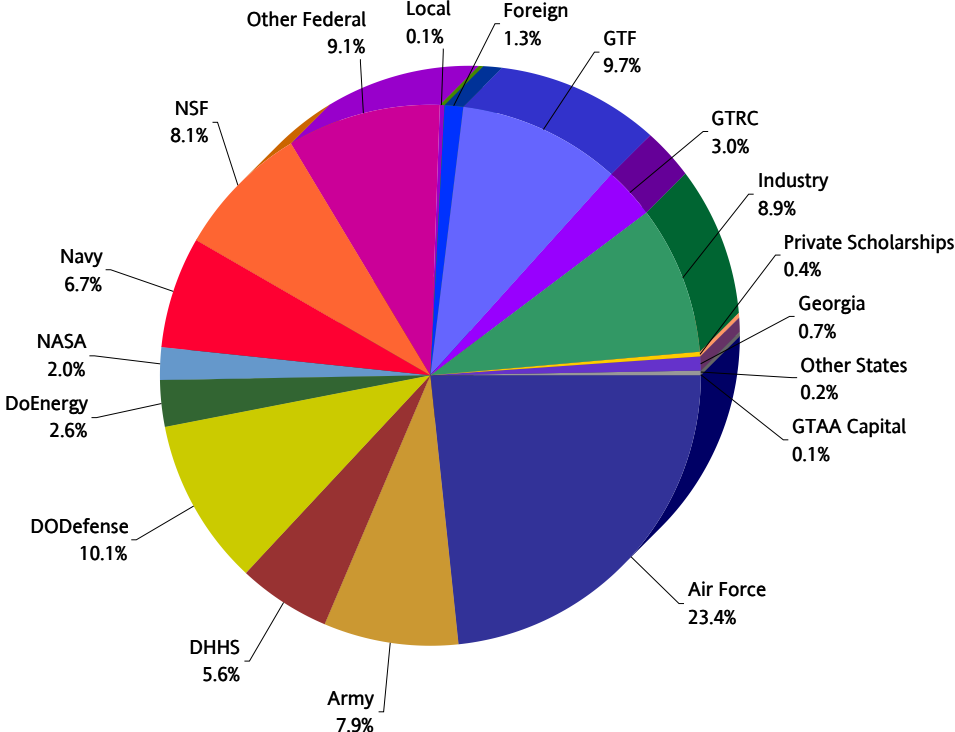
GEORGIA INSTITUTE OF TECHNOLOGY

FY 2018 ANNUAL REPORT

FY 2017 Sponsored Programs Total Costs by Major Source

TOTAL \$908.7 Million

Federal Funds: \$686.9M (76%)
Private Funds: \$211.9M (23%)
State Funds \$8.8M (1%)
Local Funds: \$1.1M (0%)



(Millions)	Air Force	Army	DHHS	DODefense	DoEnergy	NASA	Navy	NSF	Other Federal	Local	Foreign	GTF	GTRC	Industry	Private Scholarships	Georgia	Other States	GTAA Capital	Total
	\$212.7	\$72.1	\$50.7	\$91.7	\$23.9	\$18.6	\$60.5	\$73.6	\$83.1	\$1.1	\$12.0	\$87.8	\$27.4	\$80.5	\$3.6	\$6.6	\$2.2	\$0.6	\$908.7

GEORGIA INSTITUTE OF TECHNOLOGY

FY 2018 ANNUAL REPORT

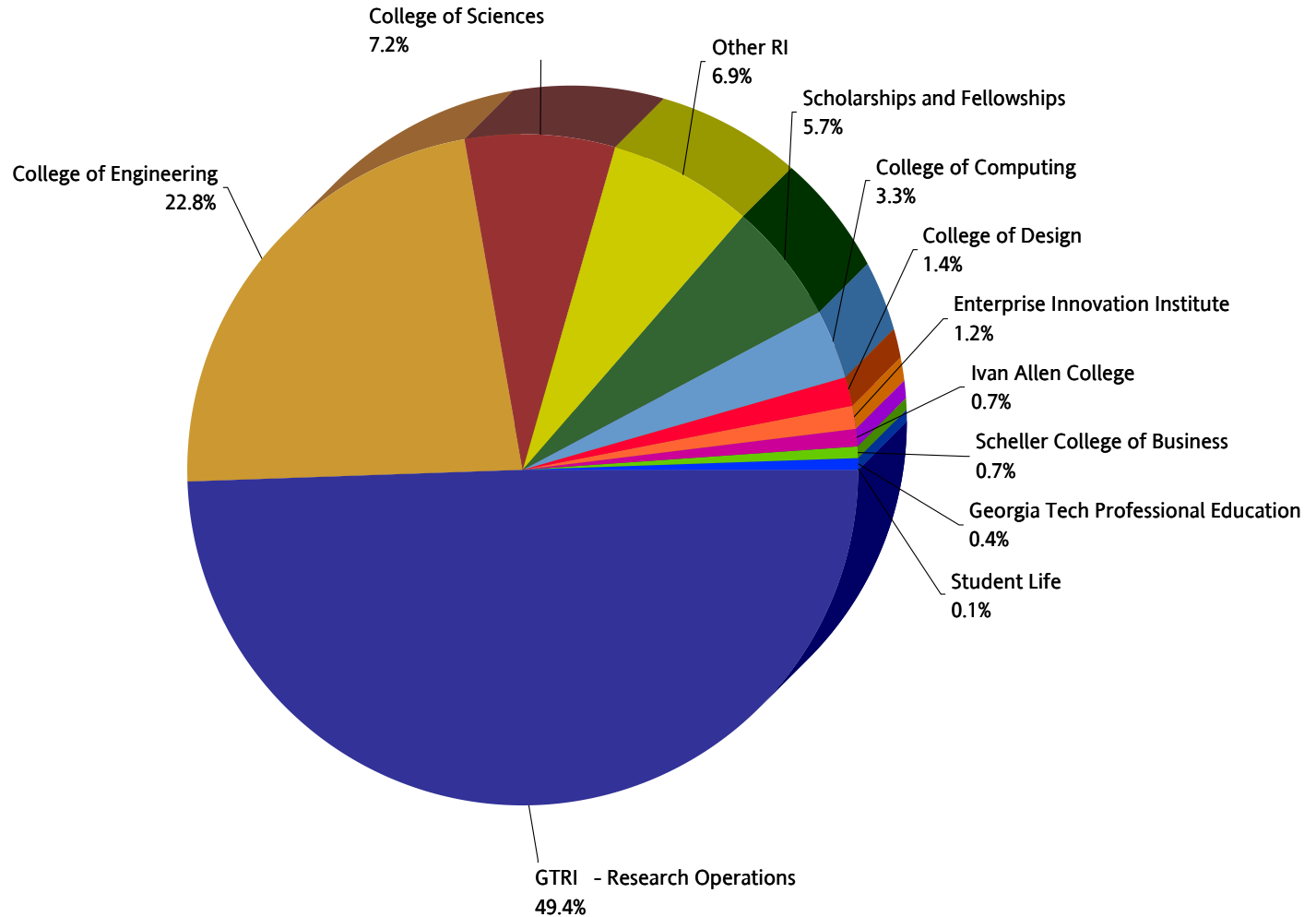
FY 2018 Sponsored Programs Total Cost by College/Unit

TOTAL \$908.7 Million

Resident Instruction: \$445.0M (49%)

GTRI: \$449.2M (49%)

Other Units \$14.5M (2%)

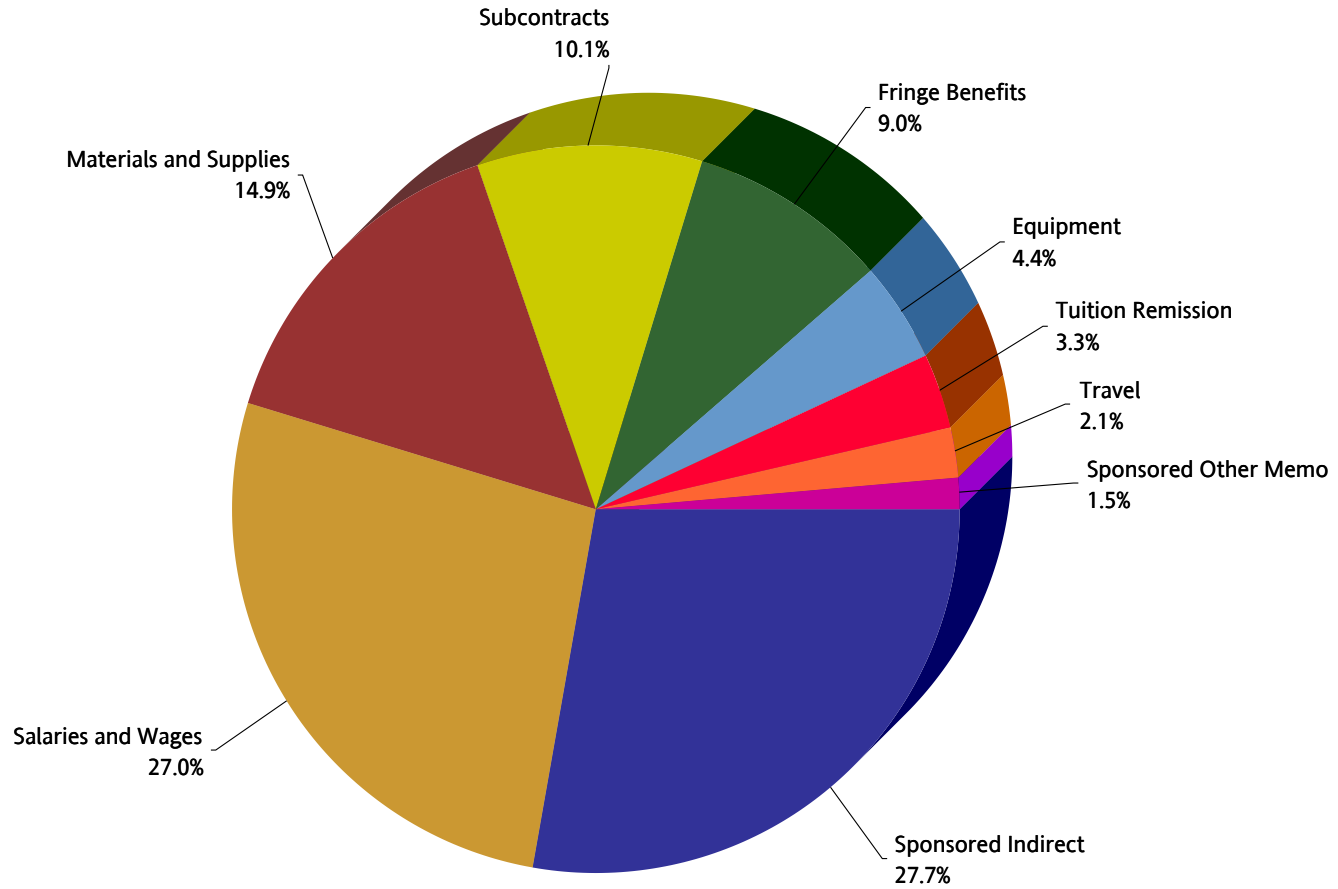


GEORGIA INSTITUTE OF TECHNOLOGY

FY 2018 ANNUAL REPORT

FY 2018 Sponsored Programs Total Cost by Classification

TOTAL \$908.7 Million



DIRECT COSTS FISCAL YEAR 2018

The totals reported in this section include the following amounts:

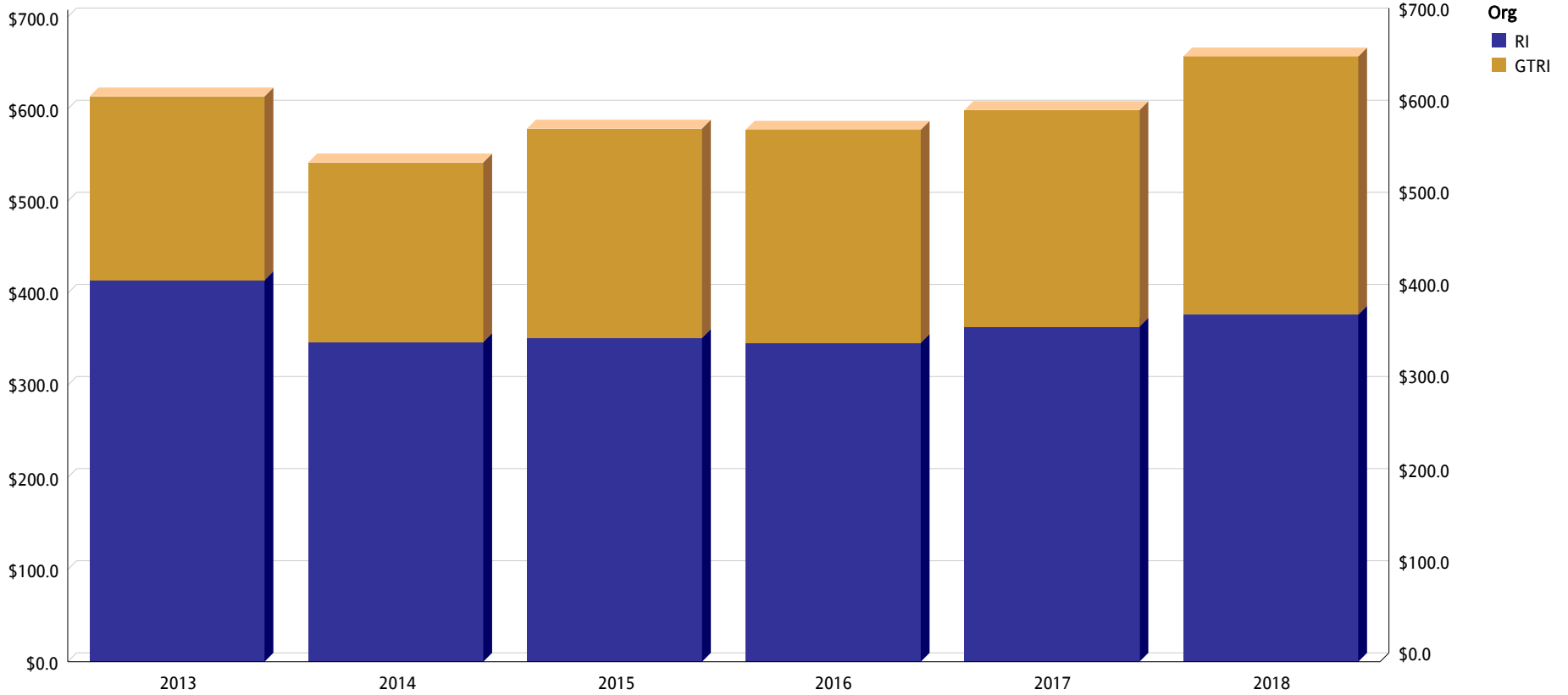
- 1) Direct expenditures for projects funded by the Georgia Tech Foundation and the Georgia Tech Research Corporation.
- 2) Direct Costs include both sponsored research and all other sponsored activities
- 3) Expenditures funded by the Georgia Tech Athletic Association for capital projects.

GEORGIA INSTITUTE OF TECHNOLOGY

FY 2018 ANNUAL REPORT

Trend Analysis of Sponsored Programs Direct Costs

FY 2013-2018



(Millions)	2013	2014	2015	2016	2017	2018
GTRI	\$199.4	\$194.8	\$227.3	\$231.4	\$235.1	\$280.3
RI	\$414.4	\$347.3	\$351.6	\$346.2	\$363.9	\$376.8
Total	\$613.8	\$542.1	\$578.8	\$577.6	\$599.0	\$657.1

GEORGIA INSTITUTE OF TECHNOLOGY

FY 2018 ANNUAL REPORT

FY 2018 Sponsored Programs Direct Costs by Major Source

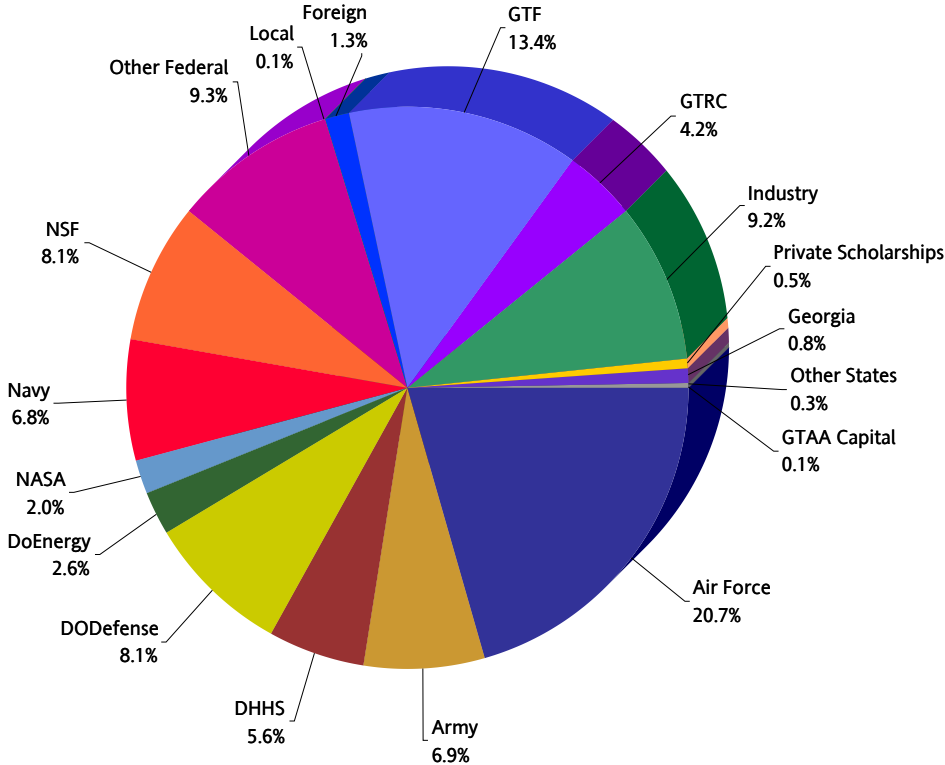
TOTAL \$657.1 Million

Federal Funds: \$460.9M (70%)

Private Funds: \$188.6M (29%)

State Funds \$6.8M (1%)

Local: \$0.8M (0%)



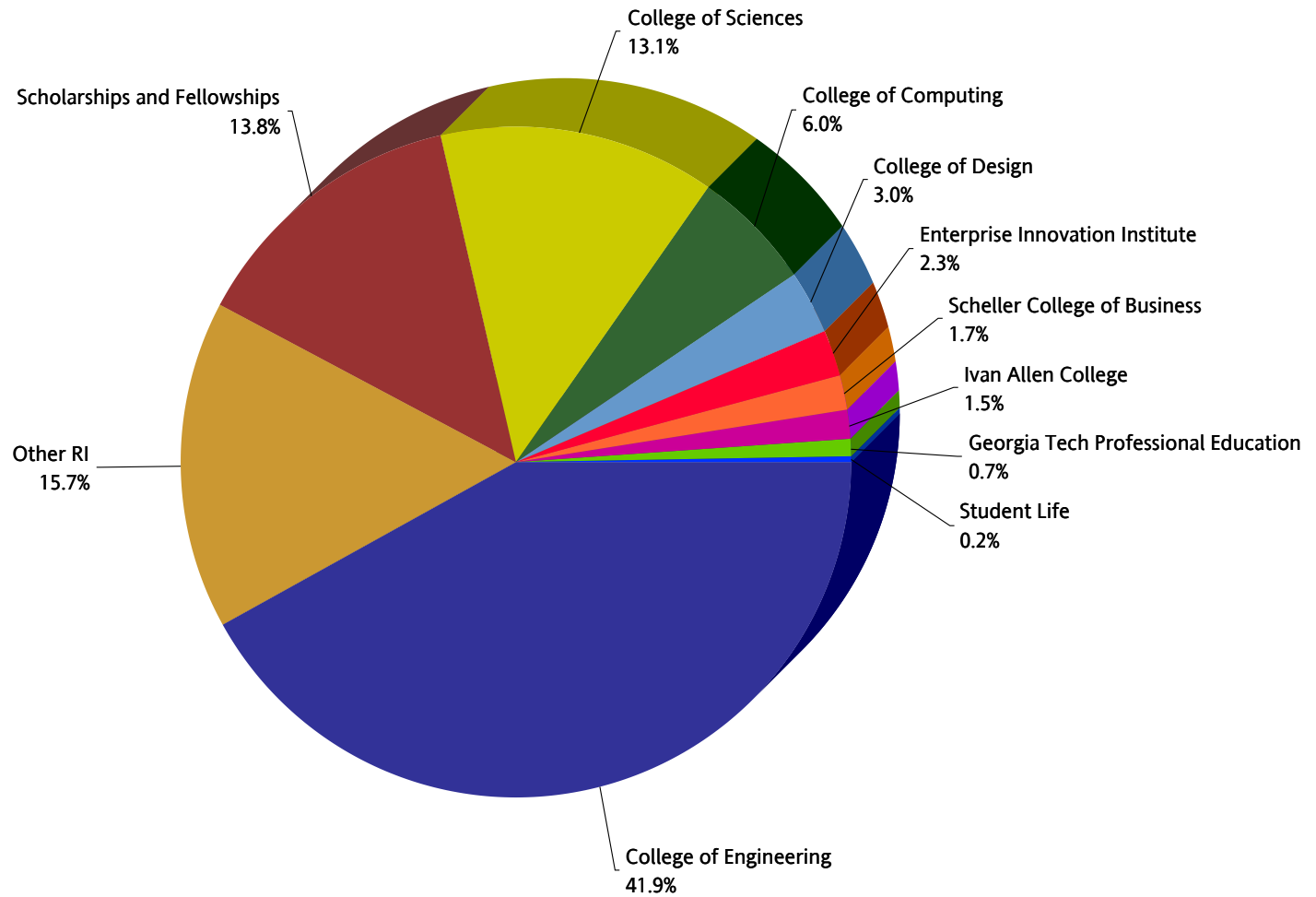
(Millions)	Air Force	Army	DHHS	DODefense	DoEnergy	NASA	Navy	NSF	Other Federal	Local	Foreign	GTF	GTRC	Industry	Private Scholarships	Georgia	Other States	GTAA Capital	Total
	\$135.8	\$45.5	\$36.5	\$53.4	\$17.1	\$13.4	\$44.5	\$53.2	\$61.5	\$0.8	\$8.5	\$87.8	\$27.4	\$60.7	\$3.6	\$5.1	\$1.7	\$0.6	\$657.1

GEORGIA INSTITUTE OF TECHNOLOGY

FY 2018 ANNUAL REPORT

FY 2018 Resident Instruction and Other Units Direct Costs

TOTAL \$376,833,000

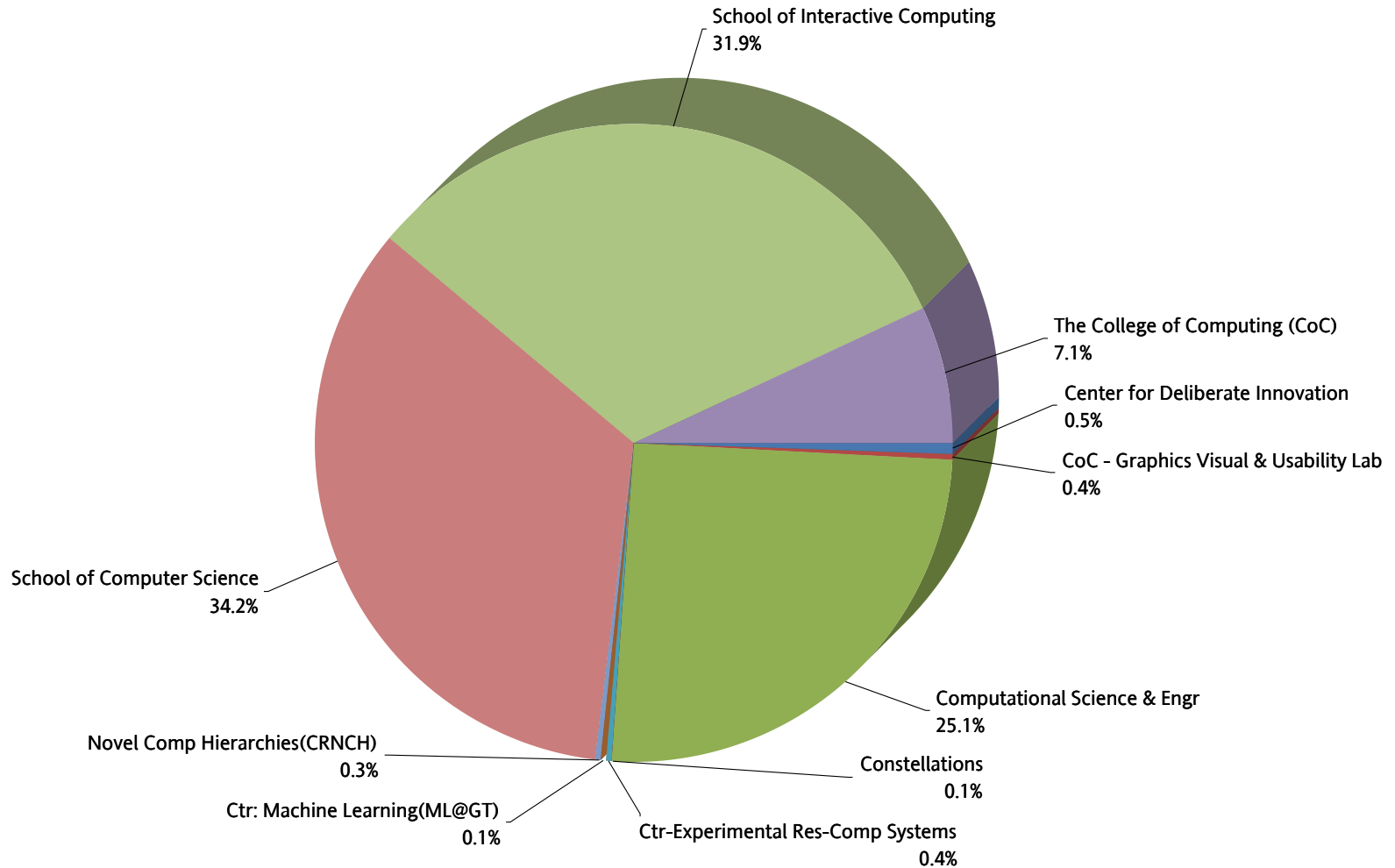


GEORGIA INSTITUTE OF TECHNOLOGY

FY 2018 ANNUAL REPORT

FY 2018 College of Computing Direct Costs

TOTAL \$22,573,000

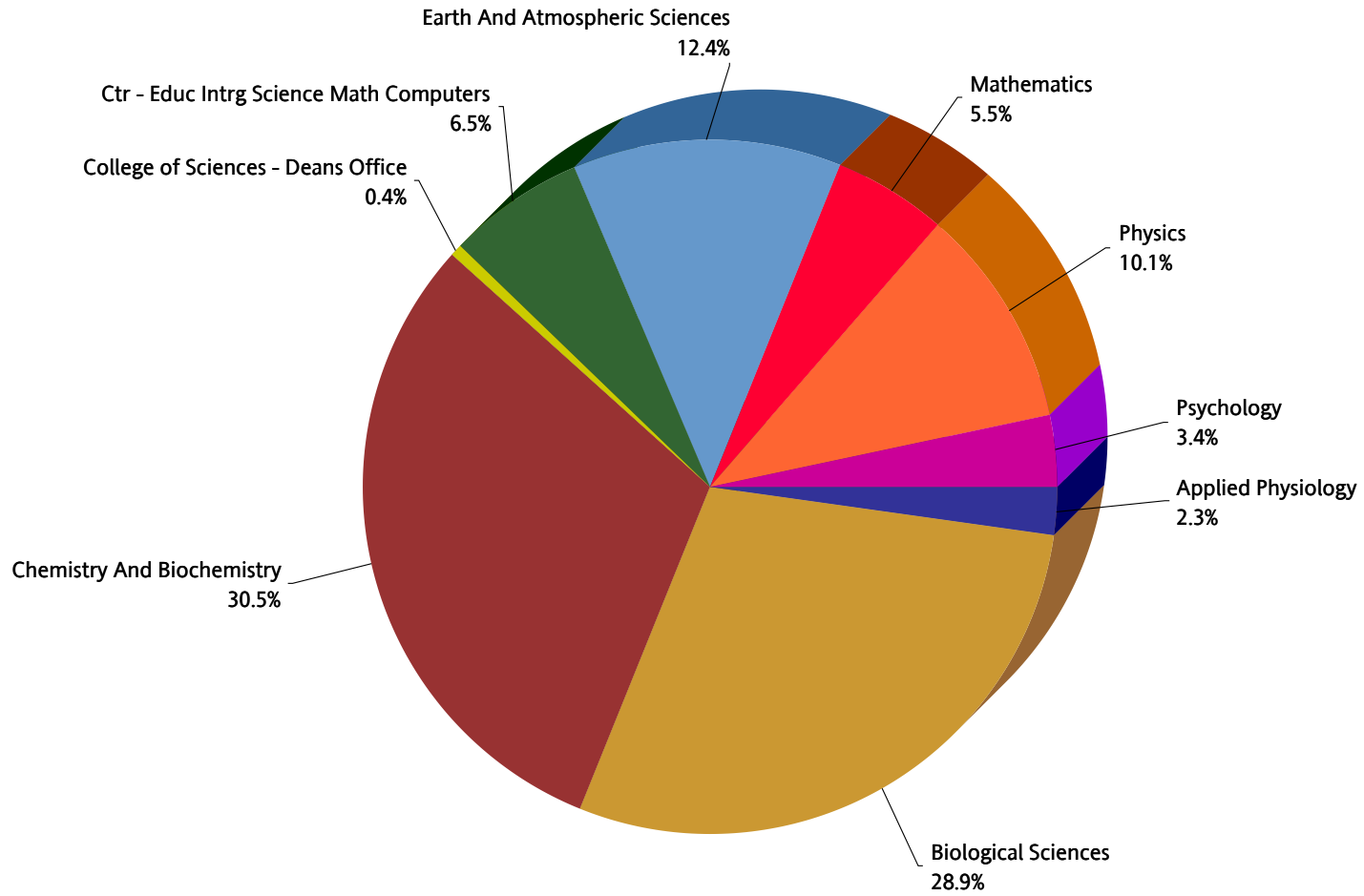


GEORGIA INSTITUTE OF TECHNOLOGY

FY 2018 ANNUAL REPORT

FY 2018 College of Sciences Direct Costs

TOTAL \$49,535,000

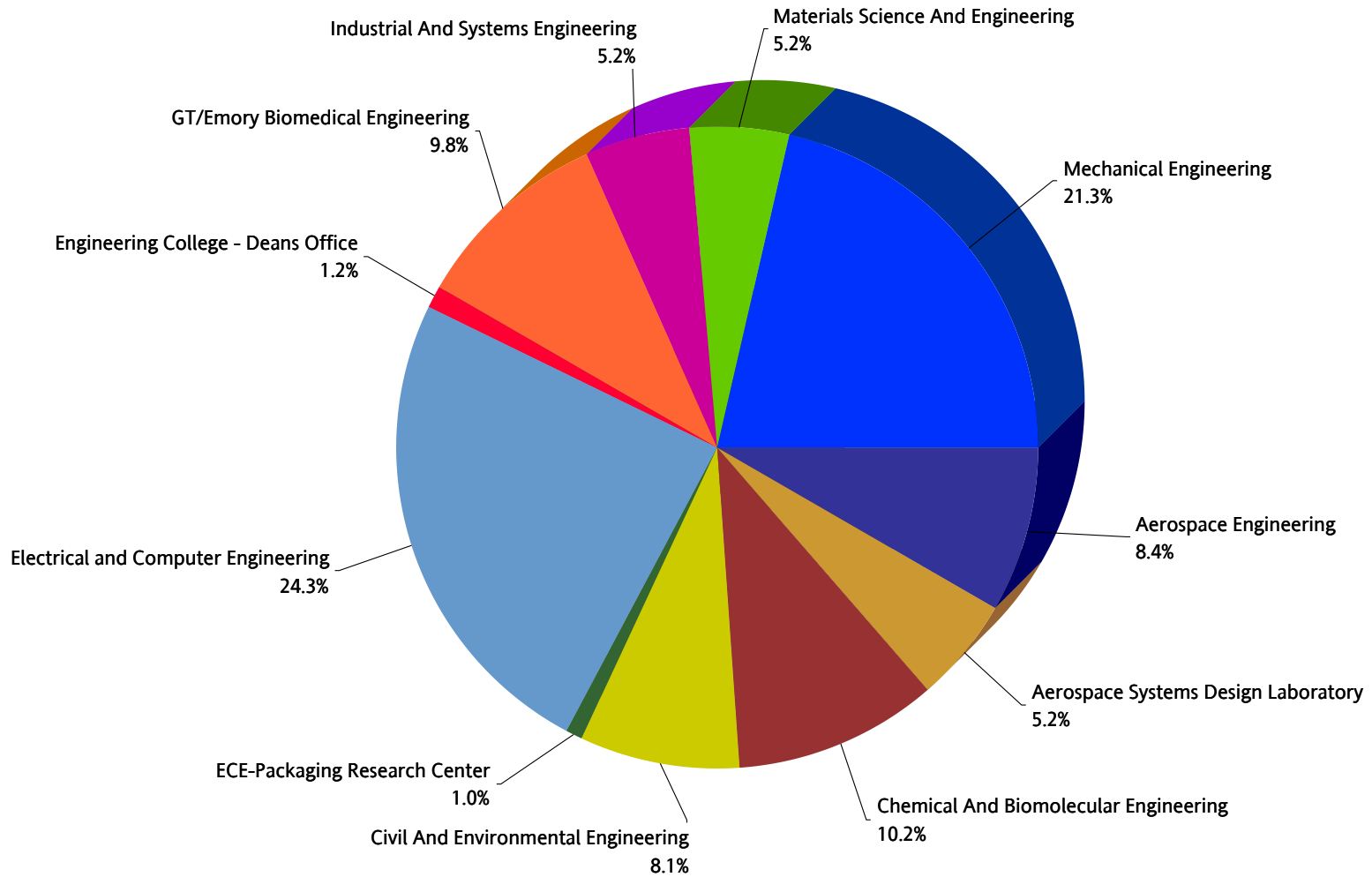


GEORGIA INSTITUTE OF TECHNOLOGY

FY 2018 ANNUAL REPORT

FY 2018 College of Engineering Direct Costs

TOTAL \$158,050,000

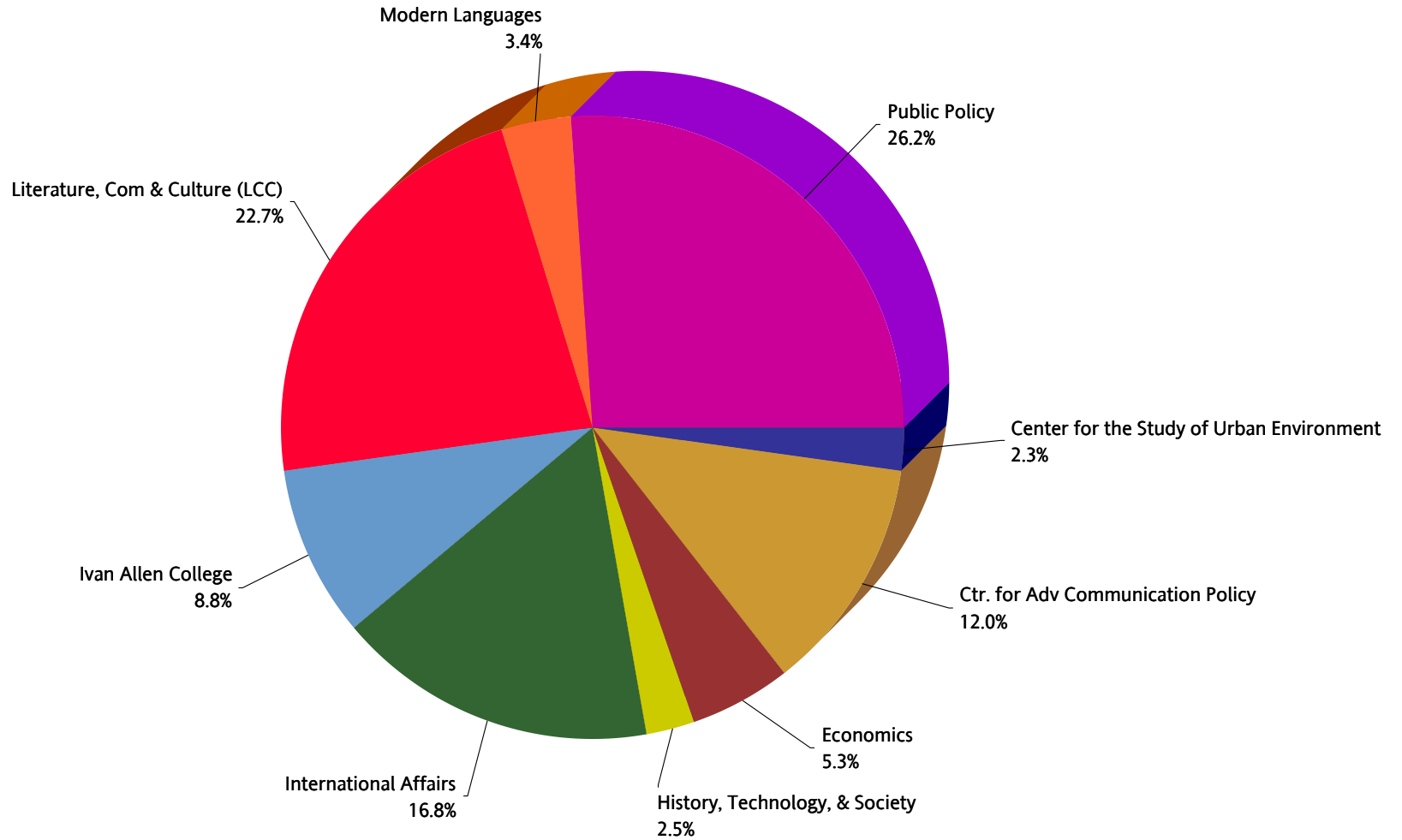


GEORGIA INSTITUTE OF TECHNOLOGY

FY 2018 ANNUAL REPORT

FY 2018 Ivan Allen College Direct Costs

TOTAL \$5,531,000

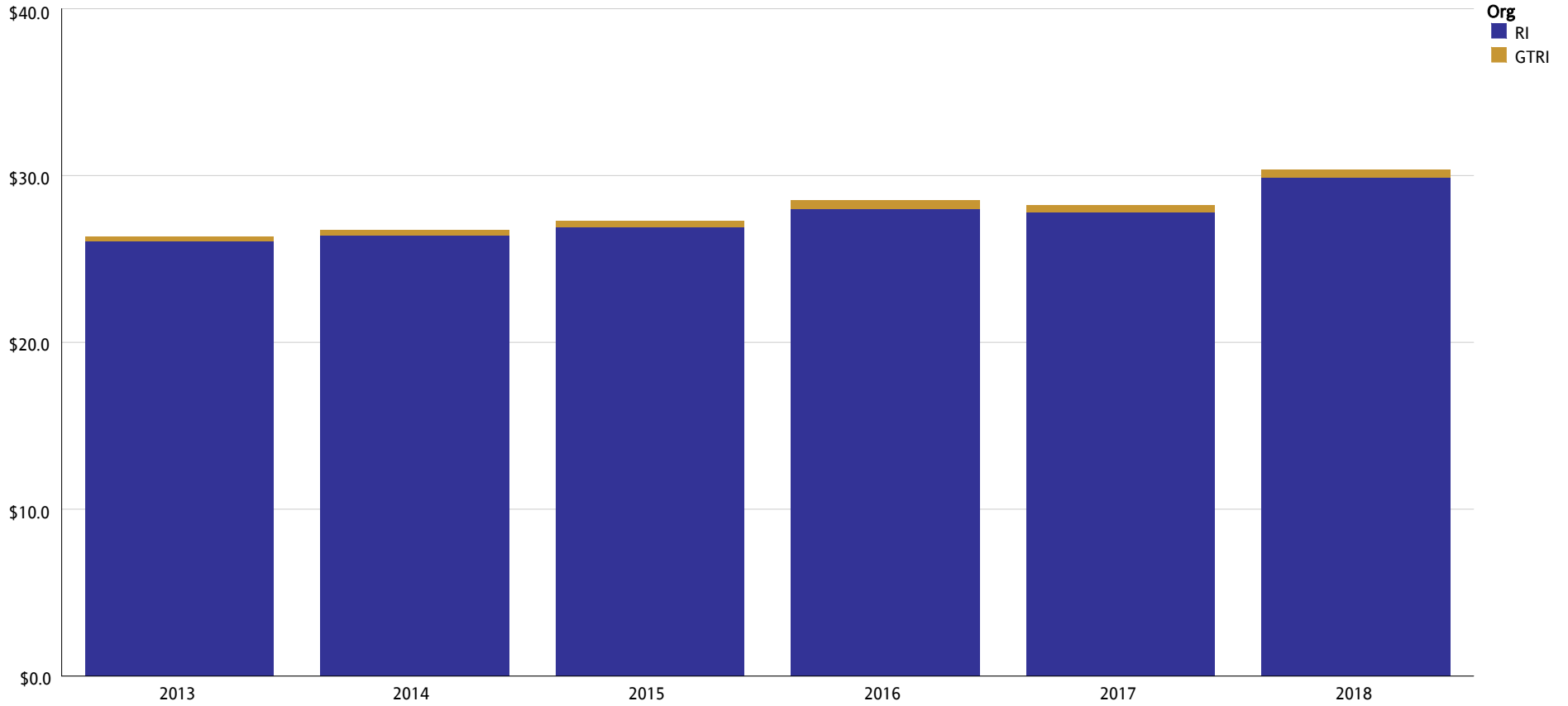


GEORGIA INSTITUTE OF TECHNOLOGY

FY 2018 ANNUAL REPORT

Trend Analysis of Graduate Tuition Remission Recoveries

FY 2013-2018



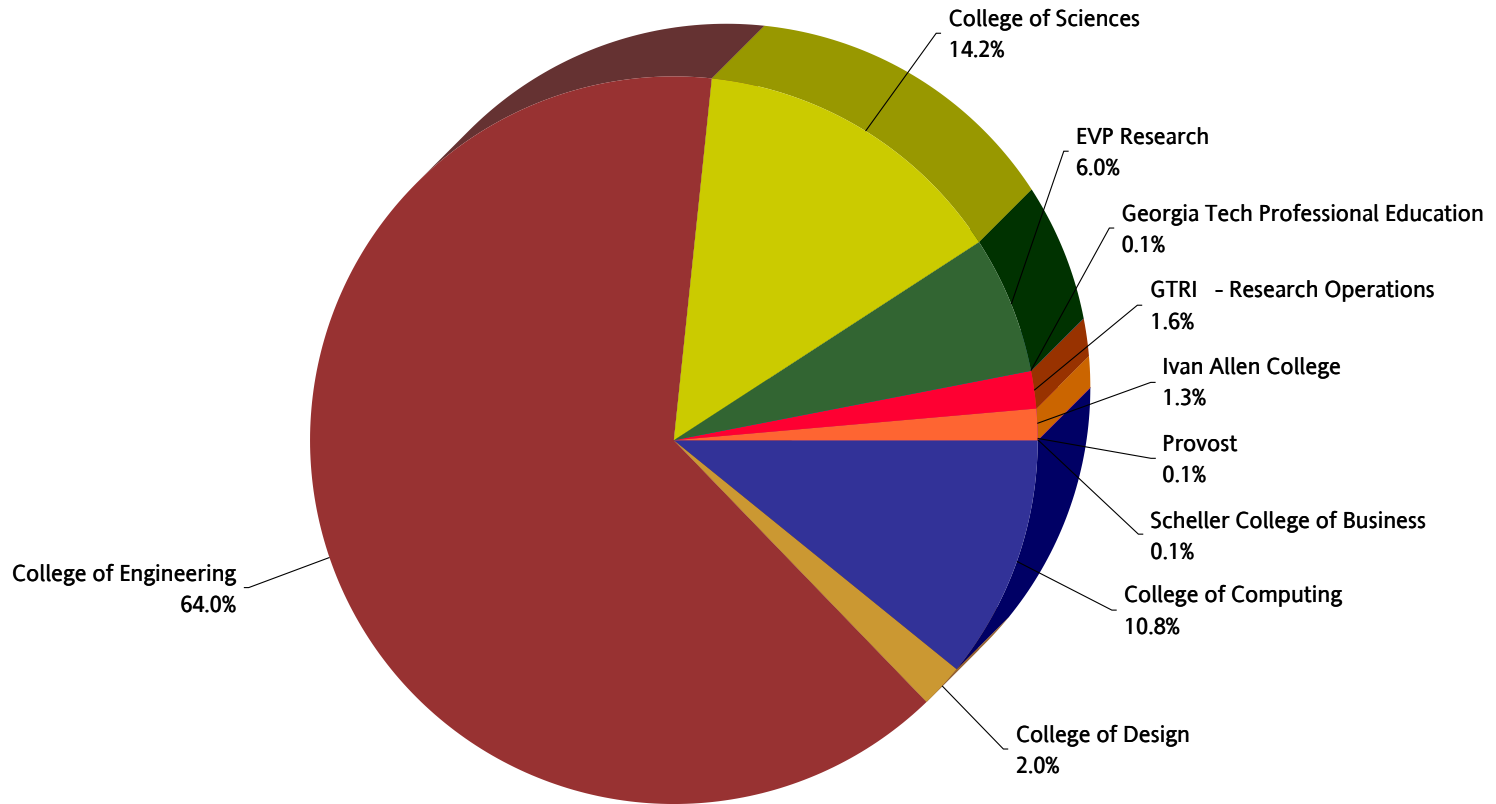
(Millions)	2013	2014	2015	2016	2017	2018
GTRI	\$0.3	\$0.3	\$0.4	\$0.5	\$0.5	\$0.5
RI	\$26.1	\$26.4	\$26.9	\$28.0	\$27.8	\$29.9
Total	\$26.4	\$26.8	\$27.3	\$28.6	\$28.2	\$30.4

GEORGIA INSTITUTE OF TECHNOLOGY

FY 2018 ANNUAL REPORT

FY 2018 Graduate Student Remission Recoveries

TOTAL \$30,374,000



FACILITIES AND ADMINISTRATIVE COST RECOVERIES FISCAL YEAR 2018

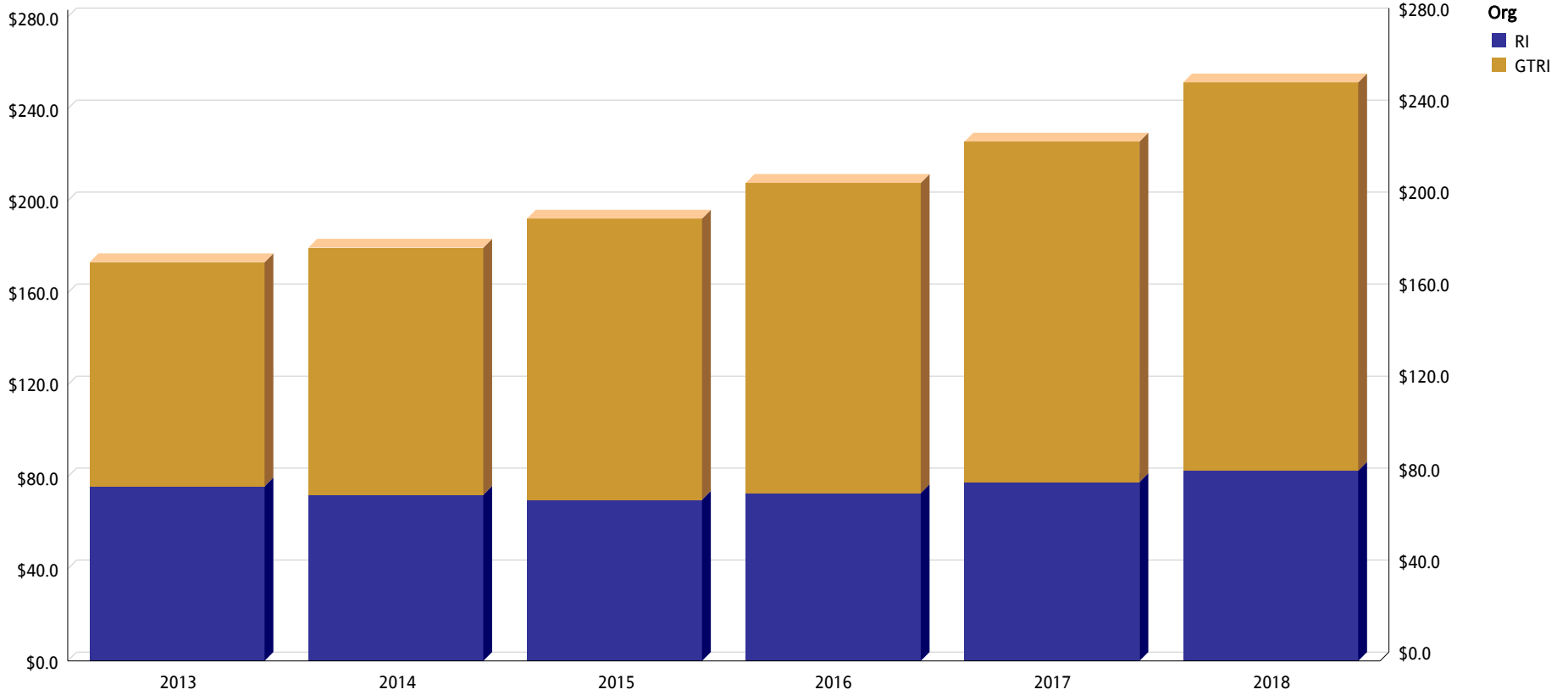
The totals reported in this section include Facilities & Administrative (indirect) cost recoveries for both the Institute and the Georgia Tech Research Corporation.

GEORGIA INSTITUTE OF TECHNOLOGY

FY 2018 ANNUAL REPORT

Trend Analysis of Sponsored Programs F&A Cost Recoveries

FY 2013-2018



(Millions)	2013	2014	2015	2016	2017	2018
GTRI	\$97.4	\$107.5	\$122.2	\$134.9	\$148.0	\$168.8
RI	\$75.9	\$72.2	\$70.1	\$73.0	\$77.8	\$82.7
Total	\$173.3	\$179.7	\$192.3	\$207.9	\$225.8	\$251.6

GEORGIA INSTITUTE OF TECHNOLOGY

FY 2018 ANNUAL REPORT

FY 2018 Sponsored Programs F&A Costs by Major Source

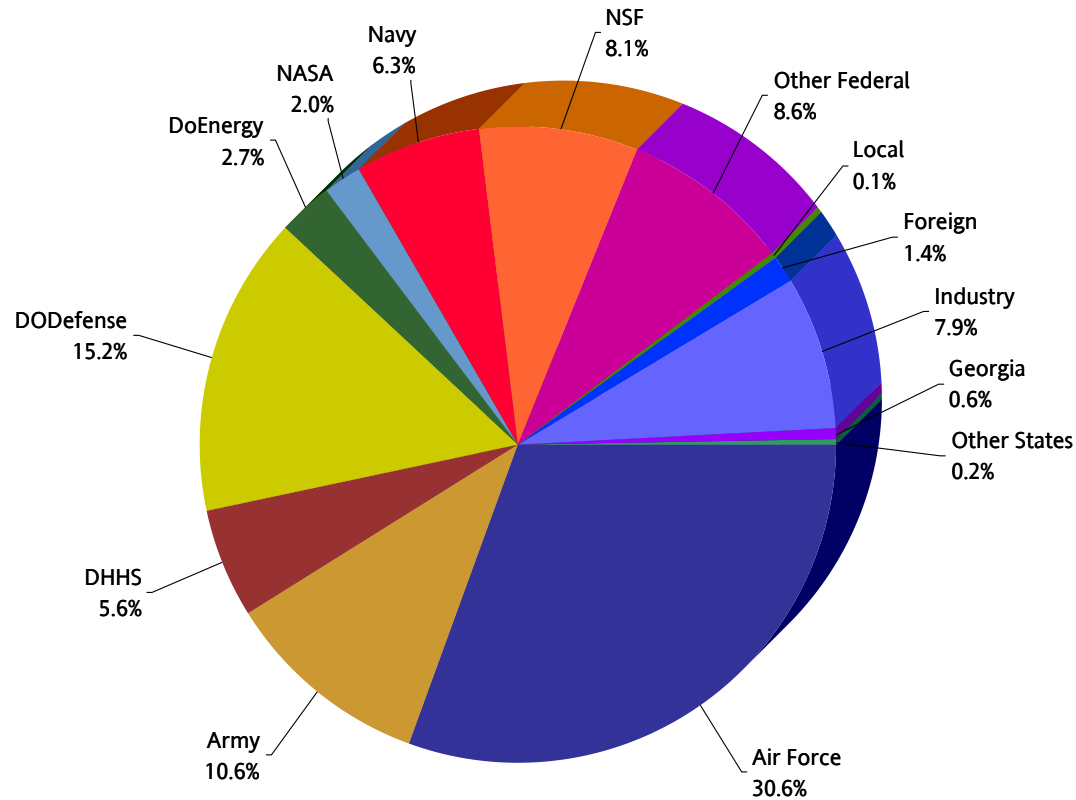
TOTAL \$251.6 Million

Federal Funds: \$226.0M (90%)

Private Funds: \$23.3M (9%)

State Funds \$2.0M (1%)

Local: \$0.3M (0%)



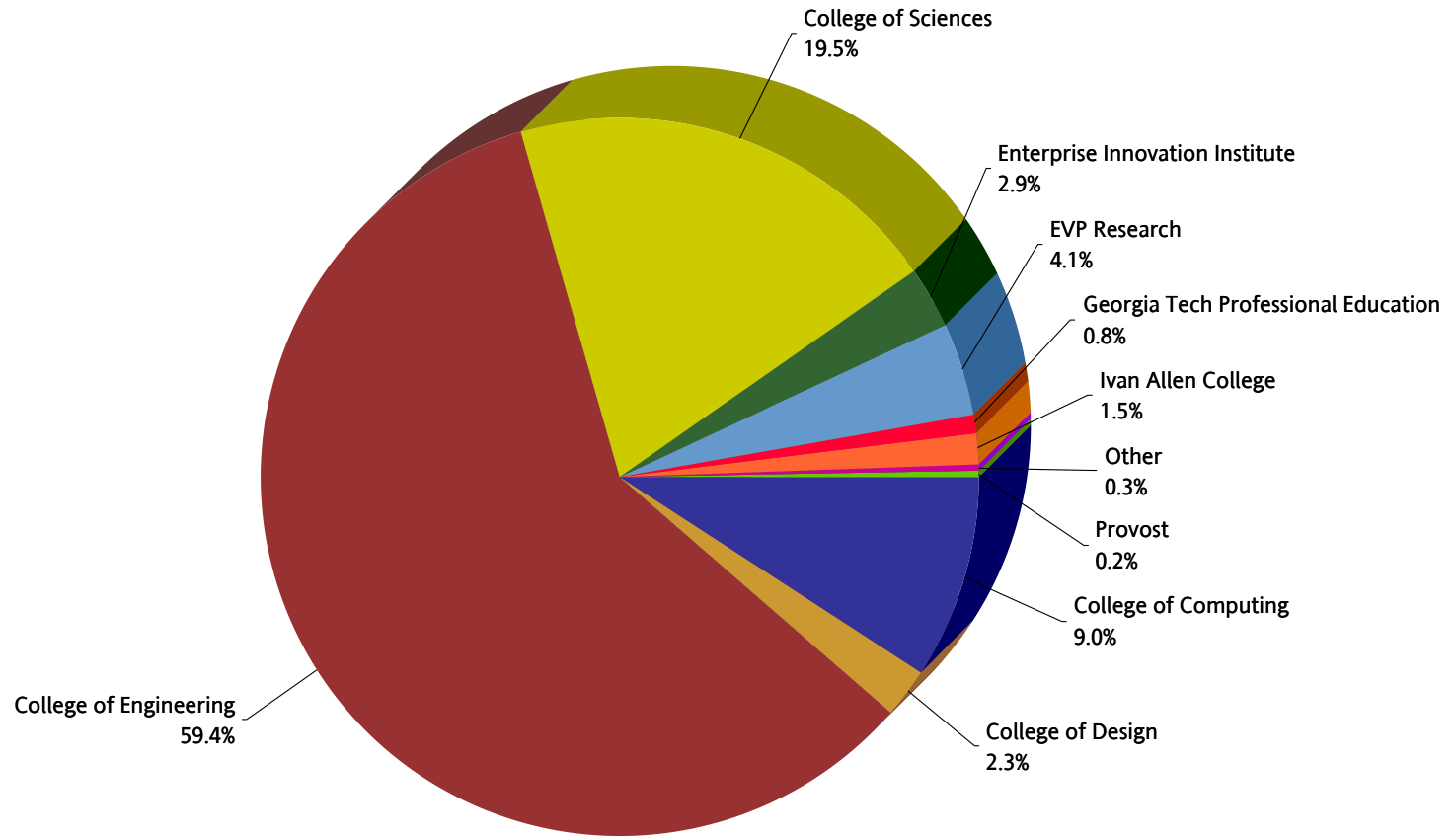
(Millions)	Air Force	Army	DHHS	DODefense	DoEnergy	NASA	Navy	NSF	Other Federal	Local	Foreign	Industry	Georgia	Other States	Total
	76.9	26.7	14.2	38.3	6.8	5.1	16.0	20.3	21.7	0.3	3.5	19.8	1.5	0.5	\$251.6

GEORGIA INSTITUTE OF TECHNOLOGY

FY 2018 ANNUAL REPORT

FY 2018 Resident Instruction and Other Units F&A Costs

TOTAL \$82,706,000

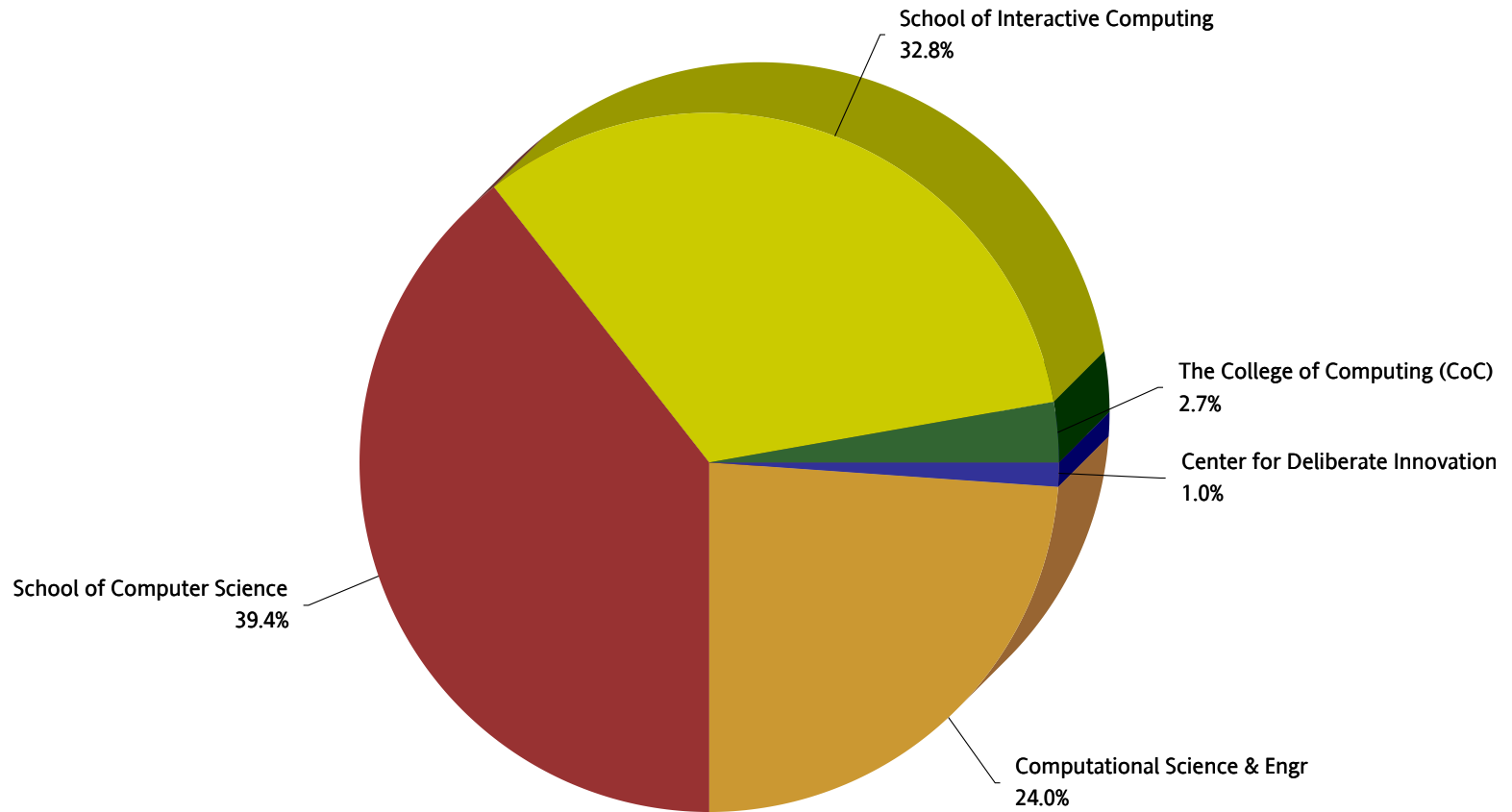


GEORGIA INSTITUTE OF TECHNOLOGY

FY 2018 ANNUAL REPORT

FY 2018 College of Computing F&A Costs

TOTAL \$7,470,000

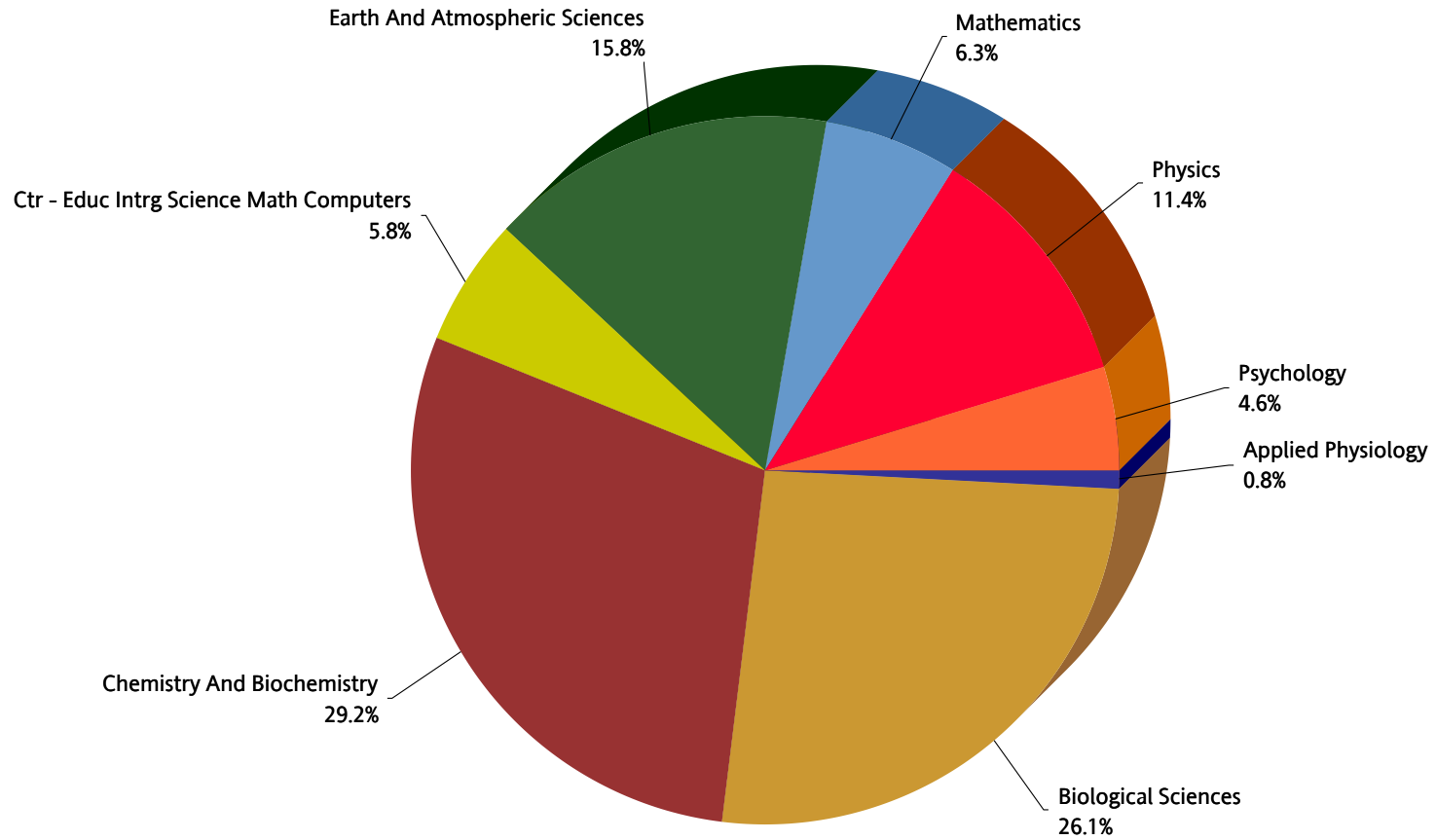


GEORGIA INSTITUTE OF TECHNOLOGY

FY 2018 ANNUAL REPORT

FY 2018 College of Sciences F&A Costs

TOTAL \$16,163,000

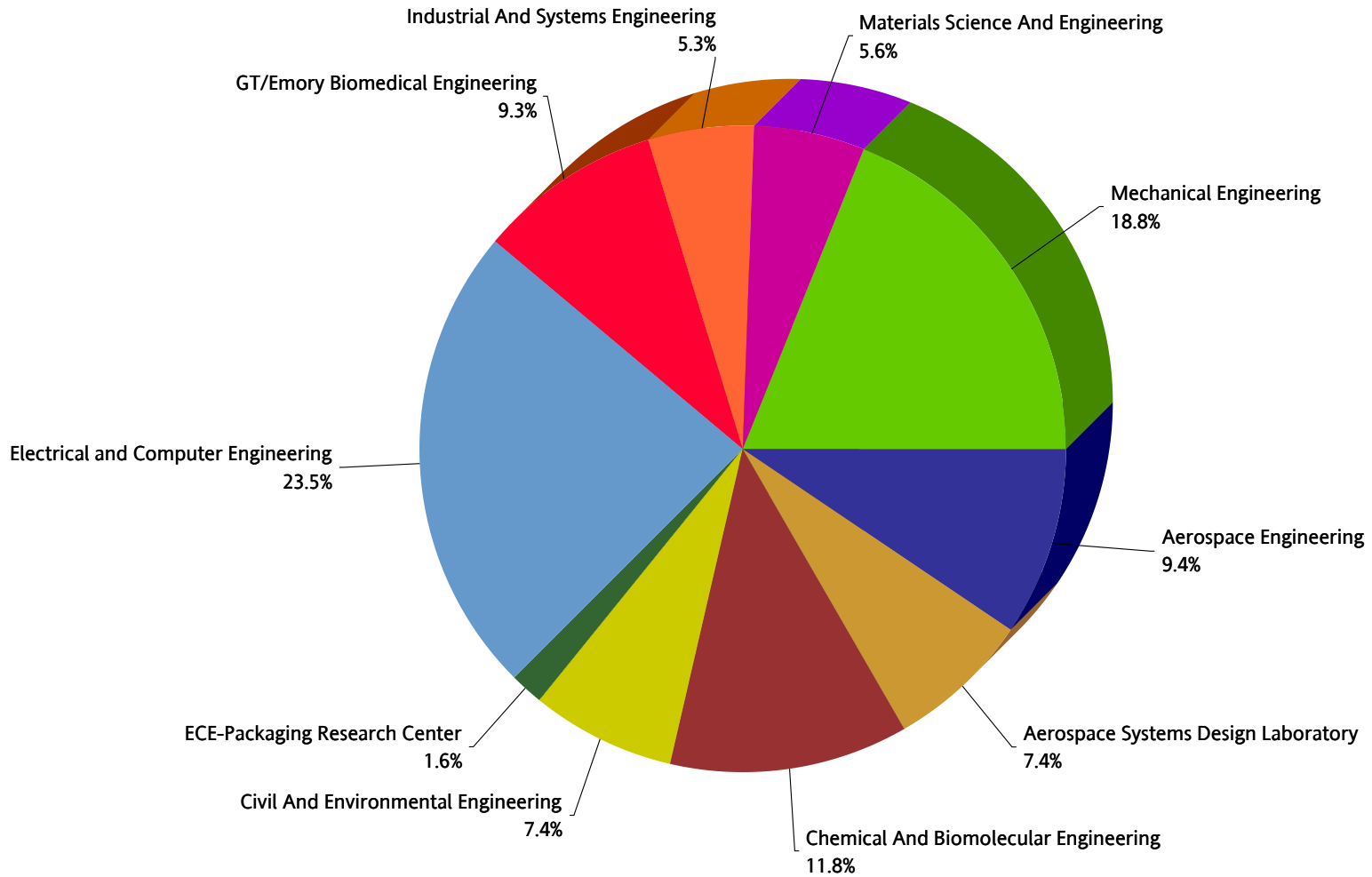


GEORGIA INSTITUTE OF TECHNOLOGY

FY 2018 ANNUAL REPORT

FY 2018 College of Engineering F&A Costs

TOTAL \$49,074,000

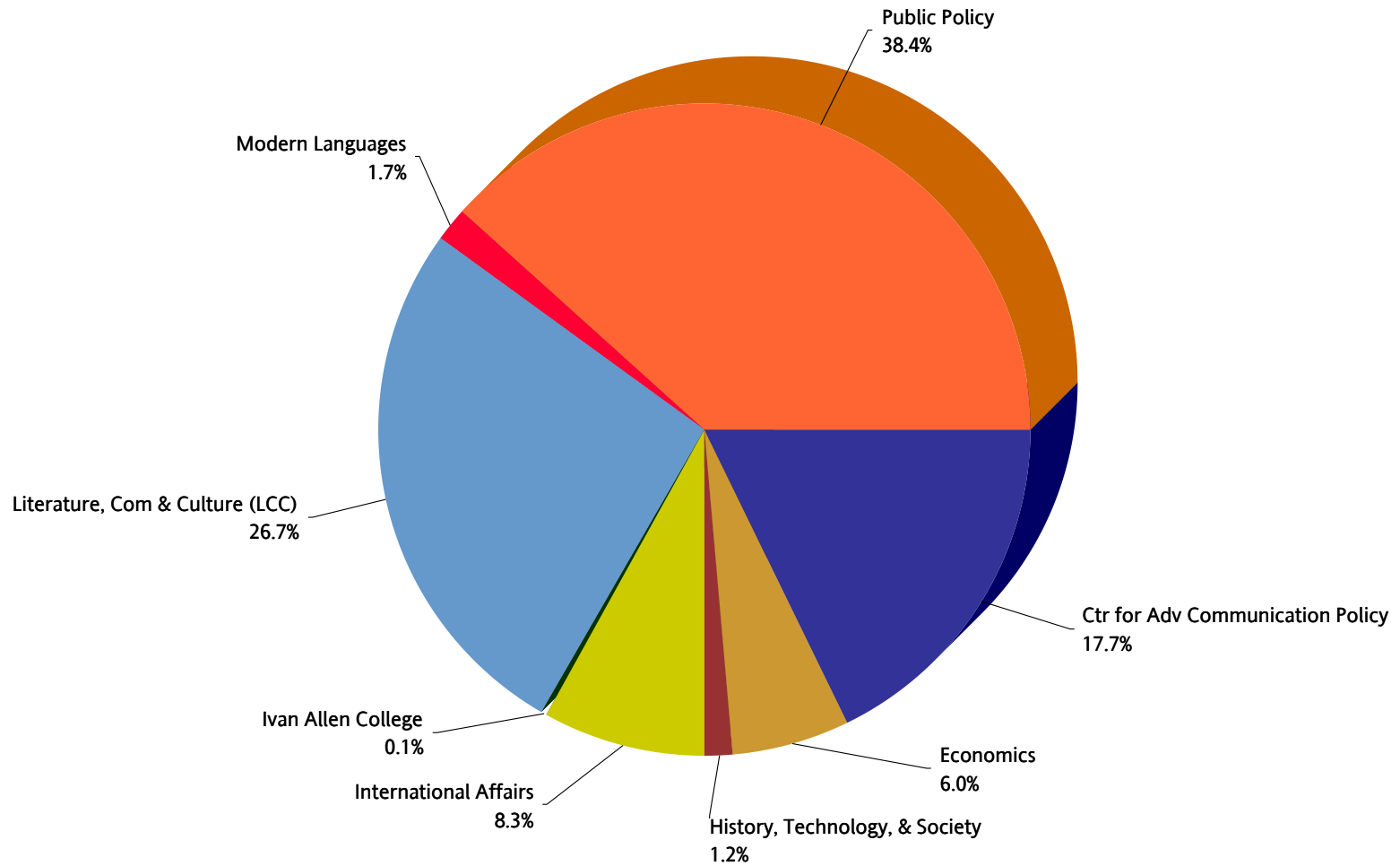


GEORGIA INSTITUTE OF TECHNOLOGY

FY 2018 ANNUAL REPORT

FY 2018 Ivan Allen College F&A Costs

TOTAL \$1,235,000



GEORGIA INSTITUTE OF TECHNOLOGY

Reporting Context

FY 2018

Sponsored Program Expenditures

Research

Direct	\$	541,465,094
Indirect *		248,274,614
Total		<u><u>789,739,708</u></u>

Other Sponsored

Direct		63,674,250
Indirect		3,276,338
Total *		<u><u>66,950,587</u></u>

Total Sponsored 856,690,295

Scholarships & Fellowships

51,976,313

Total

Direct		657,115,657
F&A Costs*		251,550,952
Total	\$	<u><u>908,666,609</u></u>

* Includes GTRC/GTARC Indirect Collections of \$70,059,745 and Excludes GTAA Personal Services of \$20,491,092

Research Expenditures

Sponsor Funded

Direct \$ 541,465,094

Institute Funded Research

Resident Instruction

Design	4,686,523
Computing	9,150,003
Engineering	74,836,090
Sciences	37,018,692
Ivan Allen	1,735,377
Business	172,237
Other Centers**	38,852,525
Total RI	<u><u>166,451,447</u></u>

GTRI 132,091,782

GTPE -

EII 1,752,578

Total Institute Sponsored 300,295,807

Total Research \$ 841,760,901

** Includes Georgia Research Alliance and Research Support. Lottery funds distributed to departments/units.